Cité de / City of Clarence-Rockland

2018 Draft Budget 2018

Table des matières/ Table of Contents

	Tab
I - Vue d'ensemble et sommaire/ Overview and Summaries	I
II - Gouvernement générale/ General Government	II
III - Service de la protection/ Protective Services	III
IV - Infrastructure et urbanisme/ Infrastructure and Planning	IV
V - Services communautaires/ Community Services	V
VI - Bibliotèque publique/ Public Library	VI
VII - Eau, égout et Déchets/ Water, Sewer and Waste	VII
VIII - Budget d'immobilisations/ Capital Budget	VIII

Cité de / City of Clarence-Rockland
2018 Budget

Table des matières/ Table of Contents

I - Vue d'ensemble et sommaires/ Overview and Summaries

	Page
Budget de fonctionnement/ Operating Budget	
Sommaire budget de fonctionnement par départment/ Operating budget summary by Department	1
Solde des emprunts/ Outstanding debt and the City's debt limit	2

Cité de / City of Clarence-Rockland

2018 Budget 2018

Sommaire revenus et dépenses / Summary revenue and expenses

	FIN D'ANNÉE 2016 / 2016 YEAR END	FIN D'ANNÉE 2017 / 2017 YEAR END	BUDGET 2018 / 2018 BUDGET	VARIANCE $	VARIANCE %
Revenu / Revenue					
Revenues et dépenses corporatifs / Corporate Revenue and Expense	23,392,792	23,140,509	23,970,904	830,395	3.59%
Conseil / City Council	32,254	3,616	-	-3,616	0.00%
Bureau de la Directrice générale / Chief Administrative Officer	21,747	5,982	101,600	95,618	1598.29%
Service corporatif / Corporate Services	104,961	26,302	-	-26,302	-100.00%
Finances / Finance	105,489	66,051	158,695	92,644	140.26%
Service de la protection / Protective Services	216,340	327,888	127,790	-200,098	-61.03%
Services communautaires / Community Services	691,235	723,326	539,628	-183,698	-25.40%
Services de garderie / Day Care Services	5,018,002	4,988,147	5,408,660	420,513	8.43%
Transport en commun / Public Transit	1,411,578	1,325,789	1,372,100	46,311	3.49%
Infrastructure et aménagement / Infrastructure and Planning	2,174,372	2,650,110	831,775	-1,818,335	-68.61%
Biblioteque/ Public Library	163,039	283,915	163,096	-120,819	-42.55%
Sous-total supporté par les taxes / Subtotal tax-supported	33,331,810	33,541,634	32,674,248	-867,386	-2.59%
Services d'eau / Water Services	3,140,921	3,256,693	3,134,533	-122,160	-3.75%
Services d'égouts / Sewer Services	2,246,848	2,233,359	2,283,071	49,712	2.23%
Services de déchets / Waste Services	2,405,887	2,516,688	2,447,612	-69,076	-2.74%
Revenu total / Total revenue	**$ 41,125,466**	**$ 41,548,374**	**$ 40,539,464**	**-1,008,910**	
Dépenses / Expenses					
Revenues et dépenses corporatifs/ Corporate Revenue and Expense	4,908,672	6,054,269	6,249,035	194,766	3.22%
Conseil / City Council	353,525	345,830	355,968	10,138	2.93%
Bureau de la Directrice générale/ Chief Administrative Officer	720,666	1,128,631	1,743,206	614,575	54.45%
Service corporatif / Corporate Services	1,223,603	828,612	-	-828,612	-100.00%
Finances / Finance	1,675,142	1,623,505	1,911,007	287,502	17.71%
Service de la protection / Protective Services	5,447,376	5,818,625	5,677,207	-141,418	-2.43%
Services communautaires / Community Services	2,381,394	2,553,177	2,940,803	387,626	15.18%
Services de garderie / Day Care Services	5,119,191	5,438,791	5,497,005	58,214	1.07%
Transport en commun / Public Transit	1,895,127	1,824,591	1,819,100	-5,491	-0.30%
Infrastructure et aménagement / Infrastructure and Planning	7,110,751	7,540,807	5,656,679	-1,884,128	-24.99%
Biblioteque / Public Library	641,801	929,270	824,238	-105,032	-11.30%
Sous-total supporté par les taxes / Subtotal tax-supported	31,477,249	34,086,108	32,674,248	-1,411,860	-4.14%
Services d'eau / Water Services	2,829,738	3,355,986	3,134,533	-221,453	-6.60%
Services d'égouts / Sewer Services	1,989,112	2,236,205	2,283,071	46,866	2.10%
Services déchets / Waste Services	2,264,546	2,447,113	2,447,612	499	0.02%
Dépenses totales / Total expenses	**$ 38,560,645**	**$ 42,125,412**	**$ 40,539,464**	**-1,585,948**	
Net taxation	**-$ 2,564,821**	**$ 577,037**	**-$ 0**	**-$ 577,037**	

Cité de / City of Clarence-Rockland

Émissions éventuelles de la dette / Prospective debt issues

	Année d'approbation /Year of approval	Budget total / Total budget	Type/ Type	Montant/ Amount	Année d'émission /Year to be issued
Projets complétés - dette non émise / Completed projects - debt not yet issued					
Pont Boileau Bridge	2016	963,500	Tax	345,236	2018
Rue St-Joseph Street	2016	2,300,000	Tax	1,382,406	2018
Sanitaire Laurier phase 2 /Sanitary sewer Laurier phase 2	2016	1,190,000	Rate	1,000,000	2018
Niveleuse / Grader	2016	279,745	Tax	279,745	2018
				$ 3,007,387	
Projects capitaux approuvé financé par la dette - non complété / Approved capital projects funded by debt - Not completed					
Caserne de pompiers Rockland fire station	2015 & 2017	5,972,314	Tax	1,283,333	2018
			D/C	2,566,667	2018
			UCPR	2,122,314	2018
Caserne de pompiers Bourget fire station	2017	3,605,062	Tax	1,000,000	2018
			D/C	2,000,000	2018
			UCPR	605,062	2018
Screening system	2014 & 2017	12,600,000	Rate	7,600,000	2019
			D/C	5,000,000	2019
Dépôt à neige / Snow dump	2014	350,000	Tax	175,000	2019
			D/C	175,000	2019
Lumières LED lights	2017	800,000	Roads	800,000	2019
Bouclage d'aqueduc / Water looping	2017	3,263,450	Rate	2,610,450	2019
				$ 25,937,826	
Projets capitaux 2018 financés par la dette / 2018 capital projects financed by debt					
Parc Village Morris - Développement du parc Morris Village Park - Park Development	2017 & 2018	485,000	Tax	200,000	2019
Agrandissement du garage municipal Municipal garage expansion	2014, 2016, 2017 &2018	817,013	Tax	350,000	2019
2008 -camion 3 tonne travaux publics 2008 -3 ton snow plow publics works	2018	320,000	Tax	320,000	2019
Étang de rétention rue Caron Pond Caron street	2018	1,317,344	Roads	1,000,000	2019
Route Lacasse Road	2018	700,000	Roads	700,000	2019
Ponceau Butler / Legault Culvert	2018	1,254,000	Roads	1,254,000	2019
Dépotoir Notre Dame Notre Dame landfill	2017 & 2018	895,000	Rate	525,000	2019
Chargeur 1993 Loader	2018	250,000	Rate	250,000	2019
				$ 4,599,000	
			Total	$ 33,544,213	

D/C = Redevances d'aménagement / Development Charges
UCPR = Comtés unis de Prescott et Russell / United Counties of Prescott and Russell

Cité de / City of Clarence-Rockland

Dette émise et paiements / Debt Charges and Outstanding Debt

FIR Annexe 81 - Limite de remboursement annuelle
FIR Schedule 81 - Annual Repayment Limit and Debt Outstanding

	2016	2017	2018	2019	2020
Paiements de la dette **Debt Charges**					
Principale / Principal	2,092,895	2,121,089	1,839,172	2,551,481	3,053,490
Intérêts / Interest	673,909	864,483	1,026,547	1,532,151	1,798,590
Total debt charges (A)	$ 2,766,804	$ 2,985,572	$ 2,865,719	$ 4,083,632	$ 4,852,080
Revenus total / Total revenues	37,912,306	39,887,396	40,585,425	41,295,670	42,018,345
Revenu exclus / Excluded revenue	5,662,417	6,942,719	7,064,217	7,187,840	7,313,628
Revenus net / Net revenues (B)	32,249,889	32,944,677	33,521,209	34,107,830	34,704,717
25% du revenu net / 25% of Net Revenues (C)	$ 8,062,472	$ 8,236,169	$ 8,380,302	$ 8,526,958	$ 8,676,179
LIMITE DE REMBOURSEMENT ANNUELLE ESTIMATIVE / ESTIMATED ANNUAL REPAYMENT LIMIT (C-A)	$ 5,295,668	$ 5,250,597	$ 5,514,583	$ 4,443,326	$ 3,824,099
LIMITE PROVINCIALE / PROVINCIAL LIMIT	25%	25%	25%	25%	25%
POURCENTAGE ACTUEL / ACTUAL PERCENTAGE (A/B)	8.58%	9.06%	8.55%	11.97%	13.98%
Dette Émise **Debt Outstanding**					
Taxes / Tax	21,453,674	20,451,646	23,264,607	23,306,753	21,980,194
D/C	2,000,000	1,926,045	6,233,708	11,175,469	10,735,936
Services à taux / Rate Services	6,351,631	5,388,388	6,335,845	16,203,030	15,219,239
UCPR (Paramedic Stations)			2,679,211	2,580,409	2,478,220
Réserve de route / Road reserve				3,655,678	3,454,258
Total	$ 29,805,305	$ 27,766,079	$ 38,513,371	$ 56,921,339	$ 53,867,847
Paiements de la dette supporté par les taxes / Tax-supported debt payments	$ 776,176	$ 1,562,532	$ 1,507,883	$ 1,709,334	$ 1,763,114

D/C = Redevances d'aménagement / Development Charges
UCPR = Comtés unis de Prescott et Russell / United Counties of Prescott and Russell

Cité de / City of Clarence-Rockland
2018 Budget 2018

Table des matières/ Table of Contents

II - Gouvernement générale/ General Government

Budget de fonctionnement/ Operating Budget		Page
Revenues et dépenses corporatifs / Corporate revenues and expenses	Sommaire / Summary	1
	Budget de fonctionnement par service/ Operating Budget by service	2
Conseil / City Council	Sommaire / Summary	7
	Budget de fonctionnement par service/ Operating Budget by service	8
Bureau du Directrice générale/ Chief Administrative Officer	Sommaire / Summary	10
	Budget de fonctionnement par service/ Operating Budget by service	13
Finances / Finance	Sommaire / Summary	17
	Budget de fonctionnement par service/ Operating Budget by service	18

Cité de / City of Clarence-Rockland
Budget 2018

Sommaire revenus et dépenses corporatifs / Summary corporate revenues and expenses

	FIN D'ANNÉE 2016 / 2016 YEAR END	FIN D'ANNÉE 2017 / 2017 YEAR END	BUDGET 2017 / 2017 BUDGET	BUDGET 2018 / 2018 BUDGET	VARIANCE AMOUNT	VARIANCE %
Revenu / Revenue						
Revenus de taxes / Taxation Revenue	18,125,378	18,835,936	18,878,691	19,670,630	791,939	4.2%
Amendes / Fines	247,649	245,325	355,100	255,100	-100,000	-40.8%
Subventions / Grants	1,328,775	1,414,432	1,436,700	1,411,974	-24,726	-1.7%
Pénalités et intérêts sur les taxes / Penalties and interest on Taxes	526,093	485,099	430,000	430,000	0	0.0%
Revenus d'investissements / Investment Income	139,352	211,294	120,000	120,000	0	0.0%
Autres revenus / Other Income	1,464,668	172,516	192,100	192,100	0	0.0%
Économies des postes vacants / Vacancy Factor		0	110,000	110,000	0	0.0%
Utilisation des équipements / Equipment usage	483,458	576,600	576,600	562,600	-14,000	-2.4%
Drainage municipal / Municipal Drainage	31,333	26,907	22,500	22,500	0	0.0%
Soutien de programmes / Program Support	1,046,086	1,172,400	1,172,400	1,196,000	23,600	2.0%
Revenu total / Total revenue	**$ 23,392,792**	**$ 23,140,509**	**$ 23,294,091**	**$ 23,970,904**	**$ 676,813**	**2.9%**
Dépenses / Expenses						
Soutien de programmes / Program Support	488,942	503,592	503,600	513,700	10,100	2.0%
Contribution aux réserves / Contribution to reserves	2,678,488	3,102,854	3,105,092	3,056,403	-48,689	-1.6%
Assurances / Insurance	217,889	213,527	236,000	238,500	2,500	1.2%
Transferts externes / External Transfers	115,157	143,042	130,000	130,000	0	0.0%
Paiements de la dette / Debt Payments	799,709	1,388,928	1,412,532	1,662,532	250,000	18.0%
Utilisation de l'équipement / Equipment usage	482,500	502,900	502,900	502,900	0	0.0%
Contingence / Contingency	55,751	139,703	290,000	100,000	-190,000	-136.0%
Drainage municipal / Municipal Drainage	70,236	59,724	45,000	45,000	0	0.0%
Dépenses totales / Total expenses	**$ 4,908,672**	**$ 6,054,269**	**$ 6,225,124**	**$ 6,249,035**	**$ 23,911**	**0.4%**
NET CORPORATIF / NET CORPORATE	**-$ 18,484,120**	**-$ 17,086,240**	**-$ 17,068,967**	**-$ 17,721,869**	**-$ 652,902**	**3.8%**

CITY OF/CITE DE CLARENCE-ROCKLAND

2018 OPERATING BUDGET

For Period Ending 31-Dec-2018

CC1 CC2 CC3	2016 YEAR END	2017 YEAR TO DATE	2017 BUDGET	2017 FORECAST	2018 BUDGET	VARIANCE AMOUNT	VARIANCE %
CORPORATE REVENUE AND EXPENDITURE							
TAXATION REVENUE							
1-3-0110-0501 Residential & Farm	-15,548,122.36	-16,180,604.70	-18,385,361.00	-16,180,604.70	-19,177,300.00	-791,939.00	0.04
1-3-0110-0502 Multi-Residential	-313,135.81	-361,874.01	0.00	-361,874.01	0.00	0.00	0.00
1-3-0110-0503 Commercial (occupied)	-1,340,137.11	-1,384,530.71	0.00	-1,384,530.71	0.00	0.00	0.00
1-3-0110-0505 Commercial Vacant Excess Land	-5,138.01	-8,326.00	0.00	-8,326.00	0.00	0.00	0.00
1-3-0110-0506 Commercial Vacant Land	-46,607.46	-40,319.92	0.00	-40,319.92	0.00	0.00	0.00
1-3-0110-0507 Industrial (Occupied)	-89,538.78	-86,541.39	0.00	-86,541.39	0.00	0.00	0.00
1-3-0110-0508 Industrial (Vacant)	-3,364.02	-2,422.36	0.00	-2,422.36	0.00	0.00	0.00
1-3-0110-0509 Pipeline	-59,905.63	-63,419.08	0.00	-63,419.08	0.00	0.00	0.00
1-3-0110-0510 Farmland	-204,587.38	-241,737.23	0.00	-241,737.23	0.00	0.00	0.00
1-3-0110-0511 Managed Forest	-13,308.38	-15,586.61	0.00	-15,586.61	0.00	0.00	0.00
1-3-0120-0501 Residential & Farm	-359,124.76	-331,083.64	-400,000.00	-323,834.00	-400,000.00	0.00	0.00
1-3-0120-0502 Multi-Residential	-19,153.68	0.00	0.00	0.00	0.00	0.00	0.00
1-3-0120-0503 Commercial (occupied)	-45,835.22	-31,312.03	0.00	-31,312.00	0.00	0.00	0.00
1-3-0120-0505 Commercial Vacant Excess Land	-1,289.74	0.00	0.00	0.00	0.00	0.00	0.00
1-3-0120-0506 Commercial Vacant Land	11,146.33	0.00	0.00	0.00	0.00	0.00	0.00
1-3-0120-0509 Pipeline	-1,103.42	-1,653.87	0.00	-1,700.00	0.00	0.00	0.00
1-3-0120-0510 Farmland	-348.31	-113.57	0.00	-100.00	0.00	0.00	0.00
1-3-0130-0523 Ontario - Other-PILS	-84,358.91	-84,945.32	-86,000.00	-84,945.00	-86,000.00	0.00	0.00
1-3-0135-0530 Local Improvement - Woods St.	-1,465.44	-1,465.44	-7,330.00	-1,465.00	-7,330.00	0.00	0.00
Total TAXATION REVENUE	**-18,125,378.09**	**-18,835,935.88**	**-18,878,691.00**	**-18,828,718.01**	**-19,670,630.00**	**-791,939.00**	**0.04**
FINES							
1-3-0150-0547 Provincial Offences Act	-191,990.34	-198,671.50	-325,000.00	-190,000.00	-225,000.00	100,000.00	-0.31
1-3-0150-0551 Interest on A/R	-18,448.20	-5,828.43	0.00	-4,550.00	0.00	0.00	0.00
1-3-0150-0552 N.S.F. Charge	-7,780.00	-6,475.00	-5,000.00	-6,475.00	-5,000.00	0.00	0.00
1-3-0150-0555 Mortgage Account Opening - Change Fees	-8,790.00	-10,800.00	-10,000.00	-10,800.00	-10,000.00	0.00	0.00
1-3-0150-0556 Tax Account Name Change	-20,610.00	-23,550.00	-15,000.00	-23,550.00	-15,000.00	0.00	0.00
1-3-0150-0557 Transfer Fee Between Accounts	-30.00	0.00	-100.00	0.00	-100.00	0.00	0.00
Total FINES	**-247,648.54**	**-245,324.93**	**-355,100.00**	**-235,375.00**	**-255,100.00**	**100,000.00**	**-0.28**
GRANTS							
1-3-0140-0538 Community Reinvestment Fund	-757,700.00	-726,000.00	-741,700.00	-726,000.00	-617,100.00	124,600.00	-0.17
1-3-0140-0539 UCPR Road Grant	-456,000.00	-456,000.00	-465,000.00	-456,000.00	-465,000.00	0.00	0.00
1-3-0140-0550 OCIF Grants	-115,075.00	-232,431.83	-230,000.00	-231,604.00	-329,874.00	-99,874.00	0.43
Total GRANTS	**-1,328,775.00**	**-1,414,431.83**	**-1,436,700.00**	**-1,413,604.00**	**-1,411,974.00**	**24,726.00**	**-0.02**
PENALTIES & INT ON TAXES							
1-3-0160-0561 Penalties - Current Year Taxes	-192,888.06	-149,123.86	-430,000.00	-131,870.00	-430,000.00	0.00	0.00
1-3-0160-0562 Interest - Last Year's Taxes	-147,177.40	-145,734.82	0.00	-140,000.00	0.00	0.00	0.00
1-3-0160-0563 Interest - 2 Year's Taxes	-76,038.31	-73,258.80	0.00	-70,000.00	0.00	0.00	0.00
1-3-0160-0564 Interest - 3 Years & Over	-109,989.64	-116,981.87	0.00	-110,000.00	0.00	0.00	0.00
Total PENALTIES & INT ON TAXES	**-526,093.41**	**-485,099.35**	**-430,000.00**	**-451,870.00**	**-430,000.00**	**0.00**	**0.00**
INVESTMENT INCOME							

CITY OF/CITE DE CLARENCE-ROCKLAND

2018 OPERATING BUDGET

For Period Ending 31-Dec-2018

. CC1 CC2 CC3	2016 YEAR END	2017 YEAR TO DATE	2017 BUDGET	2017 FORECAST	2018 BUDGET	VARIANCE AMOUNT	VARIANCE %
1-3-0170-0566 Interest Income	-128,860.72	-201,867.56	-100,000.00	-202,265.00	-100,000.00	0.00	0.00
1-3-0170-0567 Cash Short and Over	83.20	-10.73	0.00	0.00	0.00	0.00	0.00
1-3-0170-0568 Transfer Interest on LOC De La Baie	-3,914.95	-3,375.57	-10,000.00	-4,000.00	-10,000.00	0.00	0.00
1-3-0170-0587 Interest Income - Reserve Fund	-6,660.00	-6,040.00	-10,000.00	-7,000.00	-10,000.00	0.00	0.00
Total INVESTMENT INCOME	**-139,352.47**	**-211,293.86**	**-120,000.00**	**-213,265.00**	**-120,000.00**	**0.00**	**0.00**
OTHER INCOME							
1-3-0180-0571 Freedom of Information Fee	-2,184.74	-848.14	0.00	-900.00	0.00	0.00	0.00
1-3-0180-0573 Sale of Photocopies	-7.95	-11.33	0.00	-12.00	0.00	0.00	0.00
1-3-0180-0574 Other Revenues	-36,947.74	-1,728.45	-14,000.00	-2,000.00	-14,000.00	0.00	0.00
1-3-0180-0588 Staff Recovery to Capital	0.00	-150,000.00	-150,000.00	-150,000.00	-150,000.00	0.00	0.00
1-3-1220-0726 Federal Gas Tax	0.00	-5,982.48	0.00	0.00	0.00	0.00	0.00
1-3-1230-0540 Ontario Grant	0.00	-13,946.00	-28,100.00	-28,100.00	-28,100.00	0.00	0.00
1-3-7420-0796 Prior Period Adj. CIH	-1,425,528.00	0.00	0.00	0.00	0.00	0.00	0.00
Total OTHER INCOME	**-1,464,668.43**	**-172,516.40**	**-192,100.00**	**-181,012.00**	**-192,100.00**	**0.00**	**0.00**
EXTERNAL TRANSFERS							
1-4-2316-3617 Requisition - Conservation Authority	115,156.86	143,041.69	130,000.00	143,041.00	130,000.00	0.00	0.00
Total EXTERNAL TRANSFERS	**115,156.86**	**143,041.69**	**130,000.00**	**143,041.00**	**130,000.00**	**0.00**	**0.00**
DEBT PAYMENTS							
1-3-2100-0574 UCPR Rental Revenues	0.00	0.00	0.00	0.00	-71,202.00	-71,202.00	0.00
1-3-2100-0584 Contribution from Developpers	0.00	0.00	0.00	0.00	-86,694.00	-86,694.00	0.00
1-3-3120-0584 Contribution from Developpers	0.00	-133,942.28	0.00	-133,942.00	-134,197.00	-134,197.00	0.00
1-3-7430-0584 Contribution from Developpers	-112,732.61	-112,594.00	-112,594.00	-112,594.00	-124,558.00	-11,964.00	0.11
1-3-7550-0574 Other - Debt pmt from Hockey Academy	-146,352.16	0.00	-150,000.00	0.00	0.00	150,000.00	-1.00
1-3-7550-0584 Contribution from Developpers	-145,440.00	-145,440.00	0.00	-145,440.00	-145,440.00	-145,440.00	0.00
1-4-1102-2100 Xerox principal	0.00	0.00	0.00	0.00	1,838.00	1,838.00	0.00
1-4-1102-2200 Interest on Debt	1,101.89	481.38	1,101.00	481.00	19.00	-1,082.00	-0.98
1-4-1103-2100 Principal pmt on Debt	0.00	0.00	0.00	0.00	47,416.00	47,416.00	0.00
1-4-1103-2200 Interest on Debt	0.00	0.00	0.00	0.00	39,278.00	39,278.00	0.00
1-4-1104-2100 2018 Debt Principal	0.00	0.00	0.00	0.00	102,622.00	102,622.00	0.00
1-4-1104-2200 2018 Debt int	0.00	0.00	0.00	0.00	58,487.00	58,487.00	0.00
1-4-1105-2100 2018 Debt UCPR principal	0.00	0.00	0.00	0.00	38,943.00	38,943.00	0.00
1-4-1105-2200 2018 UCPR Loan interest	0.00	0.00	0.00	0.00	32,259.00	32,259.00	0.00
1-4-1220-2100 Principal pmt on Debt	0.00	0.00	672,724.00	0.00	143,552.00	-529,172.00	-0.79
1-4-1220-2200 Interest on Debt	0.00	0.00	52,397.00	0.00	0.00	-52,397.00	-1.00
1-4-1342-2100 Principal pmt on Debt	4,580.92	0.00	4,581.00	0.00	0.00	-4,581.00	-1.00
1-4-1342-2200 Interest on Debt	743.07	0.00	29.00	0.00	0.00	-29.00	-1.00
1-4-2122-2100 Principal pmt on Debt	5,132.80	0.00	5,133.00	0.00	0.00	-5,133.00	-1.00
1-4-2122-2200 Interest on Debt	32.03	0.00	32.00	0.00	0.00	-32.00	-1.00
1-4-2152-2100 Principal pmt on Debt	230,097.47	0.00	44,968.00	0.00	0.00	-44,968.00	-1.00
1-4-2152-2200 Interest on Debt	2,409.59	0.00	2,410.00	0.00	0.00	-2,410.00	-1.00
1-4-3122-2100 Principal pmt on Debt	200,864.39	122,913.35	200,865.00	122,913.00	127,768.00	-73,097.00	-0.36
1-4-3122-2200 Interest on Debt	97,199.89	92,405.17	102,042.00	92,405.00	92,000.00	-10,042.00	-0.10
1-4-3135-2100 Principal pmt on Debt	0.00	194,085.23	0.00	194,061.00	200,030.00	200,030.00	0.00
1-4-3135-2200 Interest on Debt	41,328.06	157,270.20	0.00	157,294.00	152,153.00	152,153.00	0.00

CITY OF/CITE DE CLARENCE-ROCKLAND

2018 OPERATING BUDGET

For Period Ending 31-Dec-2018

. CC1 CC2 CC3	2016 YEAR END	2017 YEAR TO DATE	2017 BUDGET	2017 FORECAST	2018 BUDGET	VARIANCE AMOUNT	VARIANCE %
1-4-3136-2100 Principal pmt on Debt	0.00	368,107.09	0.00	368,125.00	376,585.00	376,585.00	0.00
1-4-3136-2200 Interest on Debt	35,216.70	90,645.40	0.00	90,627.00	83,018.00	83,018.00	0.00
1-4-3137-2100 Principal pmt on Debt	0.00	73,954.87	0.00	73,979.00	76,220.00	76,220.00	0.00
1-4-3137-2200 Interest on Debt	18,511.08	59,987.41	0.00	59,963.00	57,977.00	57,977.00	0.00
1-4-3142-2100 Principal pmt on Debt	43,370.54	0.00	13,935.00	0.00	0.00	-13,935.00	-1.00
1-4-3142-2200 Interest on Debt	843.50	0.00	87.00	0.00	0.00	-87.00	-1.00
1-4-3556-2100 Principal pmt on Debt	0.00	0.00	9,250.00	0.00	0.00	-9,250.00	-1.00
1-4-3556-2200 Interest on Debt	0.00	0.00	757.00	0.00	0.00	-757.00	-1.00
1-4-7432-2100 Principal pmt on Debt	131,393.37	135,806.94	130,679.00	135,812.00	140,439.00	9,760.00	0.07
1-4-7432-2200 Interest on Debt	161,921.39	157,794.99	166,436.00	156,033.00	151,474.00	-14,962.00	-0.09
1-4-7552-2100 Principal pmt on debt	74,132.61	204,863.19	163,700.00	204,863.00	188,790.00	25,090.00	0.15
1-4-7552-2200 Interest on debt	155,355.04	122,588.84	104,000.00	122,589.00	113,755.00	9,755.00	0.09
Total DEBT PAYMENTS	**799,709.57**	**1,388,927.78**	**1,412,532.00**	**1,387,169.00**	**1,662,532.00**	**250,000.00**	**0.18**
INSURANCE							
1-4-1123-3325 Insurance	5,267.36	5,192.44	6,000.00	5,192.44	6,000.00	0.00	0.00
1-4-1223-3330 Insurance - other	27,000.00	27,000.00	20,000.00	27,000.00	20,000.00	0.00	0.00
1-4-1343-3325 Insurance - Buildings	5,706.32	5,625.14	6,500.00	5,625.14	9,000.00	2,500.00	0.38
1-4-1413-3325 Insurance - Buildings	3,072.63	3,028.92	3,500.00	3,028.92	3,500.00	0.00	0.00
1-4-1423-3325 Insurance - Buildings	438.94	432.70	500.00	432.70	500.00	0.00	0.00
1-4-2143-3325 Insurance - Buildings	7,023.15	6,923.25	8,000.00	6,923.25	8,000.00	0.00	0.00
1-4-2343-3325 Insurance - Buildings	1,316.84	0.00	1,500.00	0.00	1,500.00	0.00	0.00
1-4-3123-3325 Insurance - Buildings	77,403.87	78,784.02	90,000.00	78,784.02	90,000.00	0.00	0.00
1-4-7253-3325 Insurance - Buildings	7,462.10	7,355.96	8,500.00	7,355.96	8,500.00	0.00	0.00
1-4-7313-3325 Insurance - Buildings	877.90	865.41	1,000.00	865.41	1,000.00	0.00	0.00
1-4-7405-3325 Insurance	1,316.84	1,298.11	1,500.00	1,298.11	1,500.00	0.00	0.00
1-4-7413-3325 Insurance - Buildings	9,744.63	9,606.01	11,100.00	9,606.01	11,100.00	0.00	0.00
1-4-7423-3325 Insurance - Buildings	9,656.83	9,519.47	11,000.00	9,519.47	11,000.00	0.00	0.00
1-4-7433-3325 Insurance - Buildings	18,435.77	18,173.54	21,000.00	18,173.54	21,000.00	0.00	0.00
1-4-7443-3325 Insurance	1,272.95	1,254.84	1,450.00	1,254.84	1,450.00	0.00	0.00
1-4-7453-3325 Insurance - Buildings	1,141.27	1,125.03	1,300.00	1,125.03	1,300.00	0.00	0.00
1-4-7463-3325 Insurance - Skating Rinks	9,893.79	6,923.25	8,000.00	6,923.25	8,000.00	0.00	0.00
1-4-7473-3325 Insurance - Buildings	1,316.84	1,298.11	1,500.00	1,298.11	1,500.00	0.00	0.00
1-4-7483-3325 Insurance - Buildings	2,238.63	2,206.79	2,550.00	2,206.79	2,550.00	0.00	0.00
1-4-7493-3325 Insurance - Buildings	1,667.99	1,644.27	1,900.00	1,644.27	1,900.00	0.00	0.00
1-4-7513-3325 Insurance - Buildings	1,229.05	1,211.57	1,400.00	1,211.57	1,400.00	0.00	0.00
1-4-7523-3325 Insurance - Buildings	702.31	692.33	800.00	692.33	800.00	0.00	0.00
1-4-7553-3325 Insurance - Buildings	21,947.35	21,635.17	25,000.00	21,635.17	25,000.00	0.00	0.00
1-4-7623-3325 Insurance - Buildings	1,755.79	1,730.81	2,000.00	1,730.81	2,000.00	0.00	0.00
Total INSURANCE	**217,889.15**	**213,527.14**	**236,000.00**	**213,527.14**	**238,500.00**	**2,500.00**	**0.01**
PROGRAM SUPPORT							
1-3-1300-0595 Distribution - Program Support	-1,046,086.00	-1,172,400.00	-1,172,400.00	-1,172,400.00	-1,196,000.00	-23,600.00	0.02
1-4-1128-8900 Admin. Costs Dist. - P.S.	23,836.00	24,600.00	24,600.00	24,600.00	25,100.00	500.00	0.02
1-4-1228-8900 Admin. Costs Dist. - P.S.	87,224.00	89,796.00	89,800.00	89,800.00	91,600.00	1,800.00	0.02
1-4-2118-8900 Admin. Costs Dist. - P.S.	24,740.00	25,500.00	25,500.00	25,500.00	26,000.00	500.00	0.02
1-4-2418-8900 Admin. Costs Dist. - P.S.	57,444.00	59,196.00	59,200.00	59,200.00	60,400.00	1,200.00	0.02

CITY OF/CITE DE CLARENCE-ROCKLAND

2018 OPERATING BUDGET

For Period Ending 31-Dec-2018

. CC1 CC2 CC3	2016 YEAR END	2017 YEAR TO DATE	2017 BUDGET	2017 FORECAST	2018 BUDGET	VARIANCE AMOUNT	VARIANCE %
1-4-3118-8900 Admin. Costs Dist. - P.S.	86,451.00	89,004.00	89,000.00	89,000.00	90,800.00	1,800.00	0.02
1-4-3708-8900 Admin. Costs Dist. - P.S.	34,795.00	35,796.00	35,800.00	35,800.00	36,500.00	700.00	0.02
1-4-7118-8900 Admin. Costs Dist. - P.S.	91,991.00	94,800.00	94,800.00	94,800.00	96,700.00	1,900.00	0.02
1-4-8118-8900 Admin. Costs Dist. - P.S.	82,461.00	84,900.00	84,900.00	84,900.00	86,600.00	1,700.00	0.02
Total PROGRAM SUPPORT	**-557,144.00**	**-668,808.00**	**-668,800.00**	**-668,800.00**	**-682,300.00**	**-13,500.00**	**0.02**
CONTRIBUTION TO RESERVES							
1-4-1116-7100 Contribution to Reserves	0.00	0.00	0.00	0.00	50,000.00	50,000.00	0.00
1-4-1117-7100 Contribution to Reserves	25,000.00	25,000.00	25,000.00	25,000.00	25,000.00	0.00	0.00
1-4-1118-7100 Contribution to Reserves	456,000.00	456,000.00	465,000.00	456,000.00	355,000.00	-110,000.00	-0.24
1-4-1119-7100 Contribution to Reserves	115,075.00	232,431.83	230,000.00	231,604.00	329,874.00	99,874.00	0.43
1-4-1227-7100 Contribution to Reserves	510,000.00	690,000.00	690,000.00	690,000.00	850,776.00	160,776.00	0.23
1-4-1317-7110 Contribution to Reserve (WCB)	5,000.00	5,000.00	5,000.00	5,000.00	5,000.00	0.00	0.00
1-4-1317-7400 Contribution to Capital Fund	297,753.00	297,753.00	297,753.00	297,753.00	297,753.00	0.00	0.00
1-4-3127-7150 Contribution to Reserve Fund	1,149,660.00	1,206,669.00	1,202,339.00	1,202,339.00	1,143,000.00	-59,339.00	-0.05
1-4-7437-7100 Contribution to Reserves	120,000.00	190,000.00	190,000.00	190,000.00	0.00	-190,000.00	-1.00
Total CONTRIBUTION TO RESERVES	**2,678,488.00**	**3,102,853.83**	**3,105,092.00**	**3,097,696.00**	**3,056,403.00**	**-48,689.00**	**-0.02**
EQUIPMENT USAGE							
1-3-3140-0999 Town Machinery Rental	-483,458.39	-576,600.00	-576,600.00	-576,600.00	-562,600.00	14,000.00	-0.02
1-4-1348-8400 Equipment (Town Machinery)	100.00	100.00	100.00	100.00	100.00	0.00	0.00
1-4-3128-8400 Equipment (Town Machinery)	1,000.00	1,000.00	1,000.00	1,000.00	1,000.00	0.00	0.00
1-4-3158-8400 Equipment (Town Machinery)	5,000.00	5,000.00	5,000.00	5,000.00	5,000.00	0.00	0.00
1-4-3178-8400 Equipment (Town Machinery)	1,000.00	1,000.00	1,000.00	1,000.00	1,000.00	0.00	0.00
1-4-3218-8400 Equipment (T.M.R.)	30,000.00	30,000.00	30,000.00	30,000.00	30,000.00	0.00	0.00
1-4-3228-8400 Equipment (T.M.R.)	8,000.00	8,000.00	8,000.00	8,000.00	8,000.00	0.00	0.00
1-4-3238-8400 Equipment (T.M.R.)	700.00	700.00	700.00	700.00	700.00	0.00	0.00
1-4-3318-8400 Equipment (Town Machinery)	6,800.00	6,800.00	6,800.00	6,800.00	6,800.00	0.00	0.00
1-4-3328-8400 Equipment (Town Machinery)	6,500.00	6,500.00	6,500.00	6,500.00	6,500.00	0.00	0.00
1-4-3338-8400 Equipment (Town Machinery)	200.00	200.00	200.00	200.00	200.00	0.00	0.00
1-4-3348-8400 Equipment (Town Machinery)	10,000.00	10,000.00	10,000.00	10,000.00	10,000.00	0.00	0.00
1-4-3418-8400 Equipment (Town Machinery)	20,000.00	20,000.00	20,000.00	20,000.00	20,000.00	0.00	0.00
1-4-3428-8400 Equipment (Town Machinery)	1,000.00	1,000.00	1,000.00	1,000.00	1,000.00	0.00	0.00
1-4-3438-8400 Equipment (Town Machinery)	10,000.00	10,000.00	10,000.00	10,000.00	10,000.00	0.00	0.00
1-4-3448-8400 Equipment (Town Machinery)	5,000.00	5,000.00	5,000.00	5,000.00	5,000.00	0.00	0.00
1-4-3458-8400 Equipment (Town Machinery)	1,500.00	1,500.00	1,500.00	1,500.00	1,500.00	0.00	0.00
1-4-3518-8400 Equipment (Town Machinery)	30,000.00	30,000.00	30,000.00	30,000.00	30,000.00	0.00	0.00
1-4-3528-8400 Equipment (Town Machinery)	45,000.00	45,000.00	45,000.00	45,000.00	45,000.00	0.00	0.00
1-4-3538-8400 Equipment (Town Machinery)	10,000.00	10,000.00	10,000.00	10,000.00	10,000.00	0.00	0.00
1-4-3548-8400 Equipment (Town Machinery)	25,000.00	25,000.00	25,000.00	25,000.00	25,000.00	0.00	0.00
1-4-3558-8400 Equipment (Town Machinery)	1,000.00	1,000.00	1,000.00	1,000.00	1,000.00	0.00	0.00
1-4-3618-8400 Equipment (Town Machinery)	5,000.00	5,000.00	5,000.00	5,000.00	5,000.00	0.00	0.00
1-4-3628-8400 Equipment (Town Machinery)	5,000.00	5,000.00	5,000.00	5,000.00	5,000.00	0.00	0.00
1-4-3638-8400 Equipment (Town Machinery)	1,500.00	1,500.00	1,500.00	1,500.00	1,500.00	0.00	0.00
1-4-3718-8400 Equipment (Town Machinery)	140,600.00	161,000.00	161,000.00	161,000.00	161,000.00	0.00	0.00
1-4-3728-8400 Equipment (Town Machinery)	15,000.00	15,000.00	15,000.00	15,000.00	15,000.00	0.00	0.00
1-4-3738-8400 Equipment (Town Machinery)	75,000.00	75,000.00	75,000.00	75,000.00	75,000.00	0.00	0.00

CITY OF/CITE DE CLARENCE-ROCKLAND

2018 OPERATING BUDGET

For Period Ending 31-Dec-2018

. CC1 CC2 CC3	2016 YEAR END	2017 YEAR TO DATE	2017 BUDGET	2017 FORECAST	2018 BUDGET	VARIANCE AMOUNT	VARIANCE %
1-4-3748-8400 Equipment (Town Machinery)	15,000.00	15,000.00	15,000.00	15,000.00	15,000.00	0.00	0.00
1-4-3758-8400 Equipment (Town Machinery)	3,000.00	3,000.00	3,000.00	3,000.00	3,000.00	0.00	0.00
1-4-3778-8400 Equipment (Town Machinery)	4,500.00	4,500.00	4,500.00	4,500.00	4,500.00	0.00	0.00
1-4-3818-8400 Equipment (Town Machinery)	100.00	100.00	100.00	100.00	100.00	0.00	0.00
Total EQUIPMENT USAGE	**-958.39**	**-73,700.00**	**-73,700.00**	**-73,700.00**	**-59,700.00**	**14,000.00**	**-0.19**
MUNICIPAL DRAINAGE							
1-3-8320-0731 Provincial Subsidy	-22,896.00	-22,883.20	-22,500.00	-22,883.00	-22,500.00	0.00	0.00
1-3-8320-0868 Mun. Drains - Proceed from Residents	0.00	107.02	0.00	0.00	0.00	0.00	0.00
1-3-8320-0875 Tile Drains - Pmt. from Owners	-8,437.40	-4,130.39	0.00	-4,130.00	0.00	0.00	0.00
1-4-8320-9000 Municipal Drains	6,257.34	7,431.05	0.00	500.00	0.00	0.00	0.00
1-4-8323-3210 Engineering - Drainage	45,918.26	45,810.03	45,000.00	45,000.00	45,000.00	0.00	0.00
1-4-8323-3480 Municipal Drain A/R Written-Off	9,507.47	2,352.35	0.00	0.00	0.00	0.00	0.00
1-4-8323-3500 Office Supplies	116.22	0.00	0.00	0.00	0.00	0.00	0.00
1-4-8332-2100 Principal pmt on Debt	7,531.17	3,676.03	0.00	0.00	0.00	0.00	0.00
1-4-8332-2200 Interest on Debt	906.23	454.36	0.00	0.00	0.00	0.00	0.00
Total MUNICIPAL DRAINAGE	**38,903.29**	**32,817.25**	**22,500.00**	**18,487.00**	**22,500.00**	**0.00**	**0.00**
CONTINGENCY							
1-4-1222-1100 Vacancy Factor	0.00	0.00	-110,000.00	0.00	-110,000.00	0.00	0.00
1-4-1223-3998 Contingency	55,751.32	32,477.14	290,000.00	32,477.00	100,000.00	-190,000.00	-0.66
1-4-1223-4000 Contingency Transfer	0.00	107,225.66	0.00	107,226.00	0.00	0.00	0.00
Total CONTINGENCY	**55,751.32**	**139,702.80**	**180,000.00**	**139,703.00**	**-10,000.00**	**-190,000.00**	**-1.06**
Total CORPORATE REVENUE AND EXPENDITUR	**-18,484,120.14**	**-17,086,239.76**	**-17,068,967.00**	**-17,066,720.87**	**-17,721,869.00**	**-652,902.00**	**0.04**

Cité de / City of Clarence-Rockland

Budget 2018

Sommaire conseil - Summary Council

	FIN D'ANNÉE 2016 / 2016 YEAR END	FIN D'ANNÉE 2017 / 2017 YEAR END	BUDGET 2017 / 2017 BUDGET	BUDGET 2018 / 2018 BUDGET	VARIANCE $	VARIANCE %
Revenu / Revenue						
Conseil / Council	32,254	3,616	0	0	0	0.0%
Revenu total / Total revenue	**$ 32,254**	**$ 3,616**	**$ -**	**$ -**	**$ -**	**0.0%**
Dépenses / Expenses						
Conseil / Council	353,525	345,830	352,330	355,968	3,638	1.1%
Dépenses totales / Total expenses	**$ 353,525**	**$ 345,830**	**$ 352,330**	**$ 355,968**	**$ 3,638**	**1.1%**
Net	**$ 321,271**	**$ 342,214**	**$ 352,330**	**$ 355,968**	**$ 3,638**	**1.1%**

CITY OF/CITE DE CLARENCE-ROCKLAND

2018 OPERATING BUDGET

For Period Ending 31-Dec-2018

.	CC1	CC2	CC3	2016 YEAR END	2017 YEAR TO DATE	2017 BUDGET	2017 FORECAST	2018 BUDGET	VARIANCE AMOUNT	VARIANCE %
REVENUES										
CITY COUNCIL										
CITY COUNCIL										
Council										
1-3-1120-0581 Contribution from Reserve				-10,156.28	-3,615.84	0.00	0.00	0.00	0.00	0.00
1-3-1120-0603 Tournoi de golf du Maire				-22,097.52	0.00	0.00	0.00	0.00	0.00	0.00
Total Council				**-32,253.80**	**-3,615.84**	**0.00**	**0.00**	**0.00**	**0.00**	**0.00**
Total CITY COUNCIL				**-32,253.80**	**-3,615.84**	**0.00**	**0.00**	**0.00**	**0.00**	**0.00**
Total CITY COUNCIL				**-32,253.80**	**-3,615.84**	**0.00**	**0.00**	**0.00**	**0.00**	**0.00**
Total REVENUES				**-32,253.80**	**-3,615.84**	**0.00**	**0.00**	**0.00**	**0.00**	**0.00**
EXPENSES										
CITY COUNCIL										
CITY COUNCIL										
Council - Salaries and Benefits										
1-4-1121-1100 Regular Salaries				245,214.20	252,995.92	250,439.00	250,439.00	255,608.00	5,169.00	0.02
1-4-1121-1210 E.H.T.				2,981.01	3,288.40	4,793.00	4,793.00	4,984.00	191.00	0.04
1-4-1121-1220 C.P.P.				5,411.82	6,053.21	6,598.00	6,598.00	6,876.00	278.00	0.04
Total Council - Salaries and Benefits				**253,607.03**	**262,337.53**	**261,830.00**	**261,830.00**	**267,468.00**	**5,638.00**	**0.02**
Council - Materials										
1-4-1123-3005 Advertising				1,239.23	1,907.04	3,000.00	3,000.00	3,000.00	0.00	0.00
1-4-1123-3139 Committee				620.74	0.00	3,000.00	0.00	3,000.00	0.00	0.00
1-4-1123-3160 Conference and Concentic				-151.93	8,020.68	10,000.00	10,000.00	10,000.00	0.00	0.00
1-4-1123-3201 Donations - Maire-Guy De:				4,875.11	5,051.93	5,000.00	5,000.00	5,000.00	0.00	0.00
1-4-1123-3202 Donations - Ward 1-J.M. L				1,274.53	2,600.91	3,000.00	3,000.00	3,000.00	0.00	0.00
1-4-1123-3203 Donations - Ward 3-Carl G				2,888.07	2,969.65	3,000.00	3,000.00	3,000.00	0.00	0.00
1-4-1123-3204 Donations -Ward 7-Michel				1,545.56	2,871.62	3,000.00	3,000.00	3,000.00	0.00	0.00
1-4-1123-3205 Donations- Ward 4 - C. Be				2,208.22	1,346.32	3,000.00	3,000.00	3,000.00	0.00	0.00
1-4-1123-3206 Donations -Ward 2-Mario 7				2,451.92	2,983.50	3,000.00	3,000.00	3,000.00	0.00	0.00
1-4-1123-3207 Donations -Ward 8-Diane (				3,000.00	3,000.35	3,000.00	3,000.00	3,000.00	0.00	0.00
1-4-1123-3208 Donations -Ward 6-Krista S				2,956.00	2,999.69	3,000.00	3,000.00	3,000.00	0.00	0.00
1-4-1123-3209 Donations -Ward 5-Andre .				2,975.00	3,060.90	3,000.00	3,000.00	3,000.00	0.00	0.00
1-4-1123-3229 Filming				26,369.60	25,869.60	25,000.00	25,000.00	25,000.00	0.00	0.00
1-4-1123-3267 Golf Tournament - Mayor				12,253.80	4,989.60	0.00	0.00	0.00	0.00	0.00
1-4-1123-3435 Membership				8,905.56	9,683.11	10,000.00	10,000.00	10,000.00	0.00	0.00
1-4-1123-3440 Meals				4,243.70	3,600.66	6,500.00	3,000.00	4,500.00	-2,000.00	-0.31
1-4-1123-3450 Mileage				1,810.26	2,475.98	3,000.00	3,000.00	3,000.00	0.00	0.00
1-4-1123-3675 Supplies				452.89	61.06	1,000.00	1,000.00	1,000.00	0.00	0.00
1-4-1123-7100 Contribution to Reserves -				20,000.00	0.00	0.00	0.00	0.00	0.00	0.00
Total Council - Materials				**99,918.26**	**83,492.60**	**90,500.00**	**84,000.00**	**88,500.00**	**-2,000.00**	**-0.02**

CITY OF/CITE DE CLARENCE-ROCKLAND

2018 OPERATING BUDGET

For Period Ending 31-Dec-2018

.	CC1	CC2	CC3	2016 YEAR END	2017 YEAR TO DATE	2017 BUDGET	2017 FORECAST	2018 BUDGET	VARIANCE AMOUNT	VARIANCE %
Total CITY COUNCIL				353,525.29	345,830.13	352,330.00	345,830.00	355,968.00	3,638.00	0.01
Total CITY COUNCIL				353,525.29	345,830.13	352,330.00	345,830.00	355,968.00	3,638.00	0.01
Total EXPENSES				353,525.29	345,830.13	352,330.00	345,830.00	355,968.00	3,638.00	0.01
Total .				321,271.49	342,214.29	352,330.00	345,830.00	355,968.00	3,638.00	0.01

Cité de / City of Clarence-Rockland
2018 Budget

Sommaire bureau du directrice générale/ Summary Chief Administrative Office						
	FIN D'ANNÉE 2016 / 2016 YEAR END	**FIN D'ANNÉE 2017 / 2017 YEAR END**	**BUDGET 2017 / 2017 BUDGET**	**BUDGET 2018 / 2018 BUDGET**	**VARIANCE AMOUNT**	**VARIANCE %**
Revenu / Revenue						
Contribution de la réserve d'immobilisations / Contribution from capital reserve	24,961	5,982	0	0	0	0.0%
Élections / Elections	0	0	1,600	101,600	100,000	0.0%
Revenu total / Total revenue	**$ 24,961**	**$ 5,982**	**$ 1,600**	**$ 101,600**	**$ 100,000**	0.0%
Dépenses / Expenses						
Administration de la directrice générale / CAO administration	428,579	842,753	641,569	749,877	108,308	12.9%
Bureau de la Greffe / City Clerk	786	1,442	11,100	69,925	58,825	4080.1%
Élections / Elections	611	1,261	1,600	101,600	100,000	7931.8%
Ressources humaines / Human resources	433,912	243,097	435,229	478,617	43,388	17.8%
Édifices municipaux / Municipal buildings	291,476	281,355	299,487	343,187	43,700	15.5%
Dépenses totales / Total expenses	**$ 1,155,364**	**$ 1,369,908**	**$ 1,388,985**	**$ 1,743,206**	**$ 354,221**	**25.9%**
NET Directrice générale / NET Chief Administration Officer	**$ 1,130,403**	**$ 1,363,926**	**$ 1,387,385**	**$ 1,641,606**	**$ 254,221**	**18.6%**

CITY OF/CITE DE CLARENCE-ROCKLAND

2018 OPERATING BUDGET

For Period Ending 31-Dec-2018

.	CC1	CC2	CC3	2016 YEAR END	2017 YEAR TO DATE	2017 BUDGET	2017 FORECAST	2018 BUDGET	VARIANCE AMOUNT	VARIANCE %
REVENUES										
CAO										
CAO-ADMINISTRATION										
Revenues										
1-3-1220-0540 Ontario Grant				-4,870.74	0.00	0.00	-5,983.00	0.00	0.00	0.00
1-3-1220-0585 Contribution from General				-16,876.73	0.00	0.00	0.00	0.00	0.00	0.00
1-3-1220-0726 Federal Gas Tax				0.00	-5,982.48	0.00	0.00	0.00	0.00	0.00
Total Revenues				**-21,747.47**	**-5,982.48**	**0.00**	**-5,983.00**	**0.00**	**0.00**	**0.00**
Total CAO-ADMINISTRATION				**-21,747.47**	**-5,982.48**	**0.00**	**-5,983.00**	**0.00**	**0.00**	**0.00**
ELECTIONS										
Elections										
1-3-1110-0581 Contribution from Reserve:				0.00	0.00	-1,600.00	-1,297.00	-101,600.00	-100,000.00	62.50
Total Elections				**0.00**	**0.00**	**-1,600.00**	**-1,297.00**	**-101,600.00**	**-100,000.00**	**62.50**
Total ELECTIONS				**0.00**	**0.00**	**-1,600.00**	**-1,297.00**	**-101,600.00**	**-100,000.00**	**62.50**
HUMAN RESSOURCES										
CONTRIBUTION FROM RESERVE										
1-3-1360-0581 Contribution from Reserve				-3,214.12	0.00	0.00	0.00	0.00	0.00	0.00
Total CONTRIBUTION FROM RESERVE				**-3,214.12**	**0.00**	**0.00**	**0.00**	**0.00**	**0.00**	**0.00**
Total HUMAN RESSOURCES				**-3,214.12**	**0.00**	**0.00**	**0.00**	**0.00**	**0.00**	**0.00**
Total CAO				**-24,961.59**	**-5,982.48**	**-1,600.00**	**-7,280.00**	**-101,600.00**	**-100,000.00**	**62.50**
Total REVENUES				**-24,961.59**	**-5,982.48**	**-1,600.00**	**-7,280.00**	**-101,600.00**	**-100,000.00**	**62.50**
EXPENSES										
CAO										
CAO-ADMINISTRATION										
Corporate Management										
1-4-1220-1106 Plan Gestion des actifs				9,318.73	0.00	0.00	0.00	0.00	0.00	0.00
1-4-1220-9176 311 System				10,693.69	0.00	0.00	0.00	0.00	0.00	0.00
Total Corporate Management				**20,012.42**	**0.00**	**0.00**	**0.00**	**0.00**	**0.00**	**0.00**
Administration - Salaries and Benefits										
1-4-1221-1100 Regular Salaries				219,868.90	450,013.23	354,407.00	450,000.00	387,762.00	33,355.00	0.09
1-4-1221-1110 Accrued Sickleave & Vacat				8,289.27	6,918.12	3,510.00	1,500.00	3,877.00	367.00	0.10
1-4-1221-1120 Part-time Wages				0.00	5,150.68	7,864.00	5,200.00	8,002.00	138.00	0.02
1-4-1221-1130 Overtime Wages				1,002.47	1,569.17	7,000.00	1,400.00	7,000.00	0.00	0.00
1-4-1221-1210 E.H.T.				-1,200.17	9,046.54	4,681.00	9,100.00	7,717.00	3,036.00	0.65
1-4-1221-1220 C.P.P.				5,750.36	13,599.36	10,322.00	13,600.00	10,558.00	236.00	0.02
1-4-1221-1230 E.I.				2,830.56	5,681.23	6,933.00	5,681.00	4,149.00	-2,784.00	-0.40

CITY OF/CITE DE CLARENCE-ROCKLAND

2018 OPERATING BUDGET

For Period Ending 31-Dec-2018

.	CC1	CC2	CC3	2016 YEAR END	2017 YEAR TO DATE	2017 BUDGET	2017 FORECAST	2018 BUDGET	VARIANCE AMOUNT	VARIANCE %
1-4-1221-1240 W.C.B.				4,561.47	13,327.46	10,302.00	12,041.00	9,959.00	-343.00	-0.03
1-4-1221-1250 OMERS				24,810.52	51,354.11	38,348.00	51,400.00	44,136.00	5,788.00	0.15
1-4-1221-1254 Omers Accrued				-47,507.02	0.00	0.00	0.00	0.00	0.00	0.00
1-4-1221-1260 Group Insurance				15,817.08	45,529.54	29,402.00	46,600.00	30,107.00	705.00	0.02
Total Administration - Salaries and Be				**234,223.44**	**602,189.44**	**472,769.00**	**596,522.00**	**513,267.00**	**40,498.00**	**0.09**
Administration - Materials										
1-4-1223-3005 Advertising				4,797.99	1,847.55	1,000.00	2,000.00	1,000.00	0.00	0.00
1-4-1223-3160 Conference and Conventic				7,713.04	11,978.69	5,000.00	12,000.00	7,000.00	2,000.00	0.40
1-4-1223-3170 Courier Services				32.63	20.35	0.00	0.00	0.00	0.00	0.00
1-4-1223-3370 Legal Fees				22,530.60	1,629.60	0.00	0.00	65,000.00	65,000.00	0.00
1-4-1223-3390 Liability Claims				0.00	72,143.52	0.00	70,000.00	0.00	0.00	0.00
1-4-1223-3435 Membership				0.00	432.00	0.00	450.00	450.00	450.00	0.00
1-4-1223-3440 Meals				10,993.90	12,556.51	10,000.00	12,000.00	10,000.00	0.00	0.00
1-4-1223-3450 Mileage				1,507.35	1,225.29	700.00	1,000.00	700.00	0.00	0.00
1-4-1223-3455 Miscellaneous				1,267.23	0.00	0.00	0.00	0.00	0.00	0.00
1-4-1223-3500 Office Supplies				2,751.72	2,825.20	2,500.00	2,500.00	2,500.00	0.00	0.00
1-4-1223-3501 Promotion - divers				455.00	0.00	0.00	0.00	0.00	0.00	0.00
1-4-1223-3550 Large Mailouts				-1.17	0.00	0.00	0.00	0.00	0.00	0.00
1-4-1223-3660 Staff Training				0.00	418.59	0.00	500.00	0.00	0.00	0.00
1-4-1223-3670 Subscriptions				1,381.62	1,091.03	500.00	900.00	1,500.00	1,000.00	2.00
1-4-1223-3710 Telephone				940.16	2,201.60	1,300.00	3,000.00	660.00	-640.00	-0.49
1-4-1223-3730 Traduction				434.11	0.00	1,000.00	0.00	1,000.00	0.00	0.00
1-4-1223-3743 Training				0.00	875.35	1,000.00	1,000.00	1,000.00	0.00	0.00
1-4-1223-3792 Web-Site Maintenance				0.00	1,144.80	0.00	0.00	0.00	0.00	0.00
Total Administration - Materials				**54,804.18**	**110,390.08**	**23,000.00**	**105,350.00**	**90,810.00**	**67,810.00**	**2.95**
Office - Materials										
1-4-1333-3170 Courier Services				0.00	0.00	150.00	150.00	150.00	0.00	0.00
1-4-1333-3355 Lease - Photocopier				26,872.00	41,518.34	37,000.00	40,000.00	37,000.00	0.00	0.00
1-4-1333-3360 Lease - Postage Machine				3,372.00	3,732.92	4,750.00	4,750.00	4,750.00	0.00	0.00
1-4-1333-3500 Office Supplies				22,627.45	16,566.51	16,400.00	16,400.00	16,400.00	0.00	0.00
1-4-1333-3550 Postage				40,012.03	43,401.57	45,000.00	45,000.00	45,000.00	0.00	0.00
1-4-1333-3635 Service Contract				5,266.15	2,460.73	2,000.00	2,300.00	2,000.00	0.00	0.00
1-4-1333-3710 Telephone				21,389.30	22,493.72	40,500.00	24,000.00	40,500.00	0.00	0.00
Total Office - Materials				**119,538.93**	**130,173.79**	**145,800.00**	**132,600.00**	**145,800.00**	**0.00**	**0.00**
Total CAO-ADMINISTRATION				**428,578.97**	**842,753.31**	**641,569.00**	**834,472.00**	**749,877.00**	**108,308.00**	**0.17**
CITY CLERK										
City Clerk - Materials										
1-4-1224-3160 Conference and Conventic				0.00	0.00	0.00	0.00	2,450.00	2,450.00	0.00
1-4-1224-3390 Liability Claims				0.00	0.00	0.00	0.00	54,000.00	54,000.00	0.00
1-4-1224-3435 Membership				0.00	0.00	0.00	0.00	1,775.00	1,775.00	0.00
1-4-1224-3450 Mileage				0.00	0.00	0.00	0.00	600.00	600.00	0.00
Total City Clerk - Materials				**0.00**	**0.00**	**0.00**	**0.00**	**58,825.00**	**58,825.00**	**0.00**

CITY OF/CITE DE CLARENCE-ROCKLAND

2018 OPERATING BUDGET

For Period Ending 31-Dec-2018

. CC1 CC2 CC3	2016 YEAR END	2017 YEAR TO DATE	2017 BUDGET	2017 FORECAST	2018 BUDGET	VARIANCE AMOUNT	VARIANCE %
Access. Program - Materials							
1-4-1353-3070 Building Maintenance	785.59	1,441.76	10,000.00	2,000.00	10,000.00	0.00	0.00
1-4-1353-3450 Mileage	0.00	0.00	100.00	0.00	100.00	0.00	0.00
1-4-1353-3743 Training	0.00	0.00	1,000.00	0.00	1,000.00	0.00	0.00
Total Access. Program - Materials	**785.59**	**1,441.76**	**11,100.00**	**2,000.00**	**11,100.00**	**0.00**	**0.00**
Total CITY CLERK	**785.59**	**1,441.76**	**11,100.00**	**2,000.00**	**69,925.00**	**58,825.00**	**5.30**
ELECTIONS							
Elections - Salaries and Benefits							
1-4-1111-1100 Regular Salaries	0.00	0.00	0.00	0.00	100,000.00	100,000.00	0.00
Total Elections - Salaries and Benefit	**0.00**	**0.00**	**0.00**	**0.00**	**100,000.00**	**100,000.00**	**0.00**
Elections - Materials							
1-4-1113-3005 Advertising	0.00	210.50	0.00	211.00	0.00	0.00	0.00
1-4-1113-3450 Mileage	0.00	364.00	400.00	400.00	400.00	0.00	0.00
1-4-1113-3743 Training	610.56	686.25	1,200.00	686.00	1,200.00	0.00	0.00
Total Elections - Materials	**610.56**	**1,260.75**	**1,600.00**	**1,297.00**	**1,600.00**	**0.00**	**0.00**
Total ELECTIONS	**610.56**	**1,260.75**	**1,600.00**	**1,297.00**	**101,600.00**	**100,000.00**	**62.50**
HUMAN RESSOURCES							
Human Ressources - Salaries							
1-4-1361-1100 Regular Salaries	184,444.68	103,399.58	191,576.00	103,700.00	200,207.00	8,631.00	0.05
1-4-1361-1110 Accrued Sickleave & Vacat	2,696.89	3,034.04	1,910.00	2,000.00	2,002.00	92.00	0.05
1-4-1361-1120 Part-time Wages	0.00	2,865.28	0.00	2,900.00	0.00	0.00	0.00
1-4-1361-1130 Overtime Wages	583.62	2,011.71	5,000.00	2,012.00	5,000.00	0.00	0.00
1-4-1361-1210 E.H.T.	1,820.44	2,165.81	3,376.00	2,100.00	3,904.00	528.00	0.16
1-4-1361-1220 C.P.P.	8,034.84	3,996.33	7,531.00	3,996.00	7,720.00	189.00	0.03
1-4-1361-1230 E.I.	4,081.65	1,831.41	3,666.00	1,700.00	2,996.00	-670.00	-0.18
1-4-1361-1240 W.C.B.	4,725.01	3,381.19	5,448.00	3,100.00	6,106.00	658.00	0.12
1-4-1361-1250 OMERS	13,861.67	9,842.13	18,246.00	9,800.00	19,909.00	1,663.00	0.09
1-4-1361-1260 Group Insurance	25,318.59	15,327.50	19,526.00	15,328.00	20,073.00	547.00	0.03
Total Human Ressources - Salaries	**245,567.39**	**147,854.98**	**256,279.00**	**146,636.00**	**267,917.00**	**11,638.00**	**0.05**
Human Ressources - Materials							
1-4-1363-3005 Advertising	13,707.37	5,498.97	10,000.00	5,000.00	10,000.00	0.00	0.00
1-4-1363-3160 Conference and Conventic	0.00	1,639.64	5,000.00	2,500.00	5,000.00	0.00	0.00
1-4-1363-3165 Consultant	39,151.68	21,600.72	5,000.00	25,000.00	35,000.00	30,000.00	6.00
1-4-1363-3225 Employee Aid Program	6,846.14	7,688.47	6,500.00	7,000.00	7,000.00	500.00	0.08
1-4-1363-3227 Employee Recognition	6,877.63	2,030.15	6,000.00	5,000.00	5,000.00	-1,000.00	-0.17
1-4-1363-3278 Health and Safety Commit	1,587.46	0.00	3,000.00	0.00	3,000.00	0.00	0.00
1-4-1363-3380 Legal Fees - Arbitration	103,821.09	38,713.77	105,000.00	50,000.00	105,000.00	0.00	0.00
1-4-1363-3435 Memberships	644.86	483.97	2,000.00	500.00	2,000.00	0.00	0.00
1-4-1363-3440 Meals	1,350.70	98.02	500.00	250.00	500.00	0.00	0.00
1-4-1363-3450 Mileage	0.00	0.00	0.00	0.00	600.00	600.00	0.00

CITY OF/CITE DE CLARENCE-ROCKLAND

2018 OPERATING BUDGET

For Period Ending 31-Dec-2018

. CC1 CC2 CC3	2016 YEAR END	2017 YEAR TO DATE	2017 BUDGET	2017 FORECAST	2018 BUDGET	VARIANCE AMOUNT	VARIANCE %
1-4-1363-3455 Miscellaneous	725.57	510.61	0.00	511.00	0.00	0.00	0.00
1-4-1363-3500 Office Supplies	3,259.88	1,492.05	6,000.00	1,700.00	3,000.00	-3,000.00	-0.50
1-4-1363-3503 OMERS Support Fund	710.54	715.88	800.00	716.00	800.00	0.00	0.00
1-4-1363-3660 Staff Training	8,771.50	4,971.21	10,000.00	5,000.00	25,000.00	15,000.00	1.50
1-4-1363-3670 Subscriptions	0.00	7,624.88	10,800.00	8,800.00	800.00	-10,000.00	-0.93
1-4-1363-3710 Telephone	339.34	0.00	350.00	200.00	0.00	-350.00	-1.00
1-4-1363-3730 Traduction Human Ressou	543.10	1,767.02	3,000.00	2,000.00	3,000.00	0.00	0.00
Total Human Ressources - Materials	**188,336.86**	**94,835.36**	**173,950.00**	**114,177.00**	**205,700.00**	**31,750.00**	**0.18**
Health & Security - Materials							
1-4-1383-3440 Meals	0.00	0.00	500.00	0.00	500.00	0.00	0.00
1-4-1383-3450 Mileage	0.00	0.00	500.00	0.00	500.00	0.00	0.00
1-4-1383-3670 Subscriptions	0.00	0.00	500.00	0.00	500.00	0.00	0.00
1-4-1383-3675 Supplies	7.84	406.76	500.00	500.00	500.00	0.00	0.00
1-4-1383-3743 Training -Video/Workshop	0.00	0.00	3,000.00	0.00	3,000.00	0.00	0.00
Total Health & Security - Materials	**7.84**	**406.76**	**5,000.00**	**500.00**	**5,000.00**	**0.00**	**0.00**
Total HUMAN RESSOURCES	**433,912.09**	**243,097.10**	**435,229.00**	**261,313.00**	**478,617.00**	**43,388.00**	**0.10**
MUNICIPAL BUILDINGS							
Facilities & Property Management							
1-4-1340-9179 Energy efficiency study	7,784.12	6,119.95	10,000.00	6,500.00	10,000.00	0.00	0.00
Total Facilities & Property Management	**7,784.12**	**6,119.95**	**10,000.00**	**6,500.00**	**10,000.00**	**0.00**	**0.00**
Facilities - Salaries and Benefits							
1-4-1341-1100 Regular Salaries	39,641.76	43,375.01	48,874.00	43,375.00	43,758.00	-5,116.00	-0.10
1-4-1341-1110 Accrued Sickleave & Vacat	914.82	496.97	487.00	0.00	438.00	-49.00	-0.10
1-4-1341-1120 Part-time Wages	1,800.13	6,404.79	21,253.00	6,400.00	42,625.00	21,372.00	1.01
1-4-1341-1130 Overtime Wages	6,570.94	9,005.72	6,532.00	9,006.00	6,532.00	0.00	0.00
1-4-1341-1210 E.H.T.	642.23	1,151.24	1,599.00	1,200.00	1,684.00	85.00	0.05
1-4-1341-1220 C.P.P.	1,505.40	2,715.98	3,072.00	2,700.00	3,756.00	684.00	0.22
1-4-1341-1230 E.I.	800.19	1,236.83	1,341.00	1,200.00	1,665.00	324.00	0.24
1-4-1341-1240 W.C.B.	919.60	1,942.75	1,993.00	1,800.00	2,213.00	220.00	0.11
1-4-1341-1250 OMERS	2,457.95	4,098.61	4,292.00	4,100.00	3,938.00	-354.00	-0.08
1-4-1341-1260 Group Insurance	4,928.30	6,497.92	5,488.00	6,498.00	5,517.00	29.00	0.01
Total Facilities - Salaries and Benefi	**60,181.32**	**76,925.82**	**94,931.00**	**76,279.00**	**112,126.00**	**17,195.00**	**0.18**
Facilities - Materials							
1-4-1343-3015 Alarm System	1,692.06	1,859.94	1,250.00	1,700.00	1,450.00	200.00	0.16
1-4-1343-3070 Building Maintenance	39,253.80	20,073.71	21,000.00	21,000.00	26,000.00	5,000.00	0.24
1-4-1343-3130 Cleaning Supplies	3,938.58	7,545.42	5,000.00	8,000.00	10,000.00	5,000.00	1.00
1-4-1343-3300 Hydro	41,582.90	29,888.86	42,000.00	35,150.00	48,536.00	6,536.00	0.16
1-4-1343-3335 Landscaping Materials	804.63	9,664.39	1,000.00	4,000.00	1,000.00	0.00	0.00
1-4-1343-3430 Mechanical Repairs	6,091.67	16,540.08	6,000.00	16,000.00	8,000.00	2,000.00	0.33
1-4-1343-3490 Natural Gas	3,076.75	3,704.29	5,500.00	5,500.00	8,100.00	2,600.00	0.47
1-4-1343-3653 SOCAN	0.00	0.00	0.00	0.00	110.00	110.00	0.00

CITY OF/CITE DE CLARENCE-ROCKLAND

2018 OPERATING BUDGET

For Period Ending 31-Dec-2018

. CC1 CC2 CC3	2016 YEAR END	2017 YEAR TO DATE	2017 BUDGET	2017 FORECAST	2018 BUDGET	VARIANCE AMOUNT	VARIANCE %
1-4-1343-3675 Supplies	996.74	610.58	2,000.00	0.00	2,000.00	0.00	0.00
1-4-1343-3790 Water	1,534.45	1,890.65	1,500.00	2,000.00	5,000.00	3,500.00	2.33
Total Facilities - Materials	**98,971.58**	**91,777.92**	**85,250.00**	**93,350.00**	**110,196.00**	**24,946.00**	**0.29**
Facilities - Contracted Services							
1-4-1344-4180 Facilities - Cleaning	0.00	0.00	0.00	0.00	6,000.00	6,000.00	0.00
1-4-1344-4275 Contract - Snow / Grass /	33,028.93	24,835.94	15,000.00	21,950.00	15,000.00	0.00	0.00
Total Facilities - Contracted Services	**33,028.93**	**24,835.94**	**15,000.00**	**21,950.00**	**21,000.00**	**6,000.00**	**0.40**
C.C. City Hall - Salaries							
1-4-1411-1120 Part-time Wages	11,695.70	13,170.80	18,667.00	13,171.00	18,994.00	327.00	0.02
1-4-1411-1130 Overtime Wages	0.00	0.00	0.00	0.00	740.00	740.00	0.00
1-4-1411-1210 E.H.T.	230.51	256.78	425.00	257.00	370.00	-55.00	-0.13
1-4-1411-1220 C.P.P.	526.90	470.77	737.00	527.00	767.00	30.00	0.04
1-4-1411-1230 E.I.	309.75	300.66	357.00	301.00	366.00	9.00	0.03
1-4-1411-1240 W.C.B.	301.75	381.96	530.00	345.00	579.00	49.00	0.09
Total C.C. City Hall - Salaries	**13,064.61**	**14,580.97**	**20,716.00**	**14,601.00**	**21,816.00**	**1,100.00**	**0.05**
C.C. City Hall - Materials							
1-4-1413-3015 Alarm System	1,702.45	509.66	1,000.00	1,000.00	1,375.00	375.00	0.38
1-4-1413-3070 Building Maintenance	6,275.36	10,042.81	7,000.00	7,000.00	8,000.00	1,000.00	0.14
1-4-1413-3130 Cleaning Supplies	853.92	1,960.04	1,000.00	1,937.00	1,250.00	250.00	0.25
1-4-1413-3300 Hydro	36,289.06	30,689.62	31,500.00	31,500.00	30,424.00	-1,076.00	-0.03
1-4-1413-3335 Landscaping materials	0.00	2,150.87	500.00	2,150.00	600.00	100.00	0.20
1-4-1413-3430 Mechanicals Repairs	2,429.96	1,906.97	3,000.00	3,000.00	3,750.00	750.00	0.25
1-4-1413-3675 Supplies	158.01	0.00	1,000.00	1,000.00	1,000.00	0.00	0.00
1-4-1413-3710 Telephone	2,418.84	2,589.72	4,500.00	4,500.00	4,500.00	0.00	0.00
1-4-1413-3790 Water	235.29	299.84	400.00	400.00	650.00	250.00	0.63
Total C.C. City Hall - Materials	**50,362.89**	**50,149.53**	**49,900.00**	**52,487.00**	**51,549.00**	**1,649.00**	**0.03**
C.C. City Hall - Contracts							
1-4-1414-4275 Contract - Snow	4,840.97	5,251.34	3,000.00	5,000.00	4,500.00	1,500.00	0.50
Total C.C. City Hall - Contracts	**4,840.97**	**5,251.34**	**3,000.00**	**5,000.00**	**4,500.00**	**1,500.00**	**0.50**
St-Pascal Archives - Materials							
1-4-1423-3070 Building Maintenance	704.04	4,969.46	3,000.00	5,000.00	3,000.00	0.00	0.00
1-4-1423-3300 Hydro	7,714.43	5,616.97	9,000.00	7,000.00	8,000.00	-1,000.00	-0.11
Total St-Pascal Archives - Materials	**8,418.47**	**10,586.43**	**12,000.00**	**12,000.00**	**11,000.00**	**-1,000.00**	**-0.08**
St-Pascal Archives - Contracts							
1-4-1424-4275 Contract - Snow	830.71	1,127.28	1,000.00	1,051.00	1,000.00	0.00	0.00
Total St-Pascal Archives - Contracts	**830.71**	**1,127.28**	**1,000.00**	**1,051.00**	**1,000.00**	**0.00**	**0.00**
Protect. Serv. Bldg. -Salaries and Ben							
1-4-2341-1100 Regular Salaries	5,900.00	0.00	0.00	0.00	0.00	0.00	0.00
1-4-2341-1130 Overtime Wages	0.00	0.00	740.00	0.00	0.00	-740.00	-1.00

CITY OF/CITE DE CLARENCE-ROCKLAND

2018 OPERATING BUDGET

For Period Ending 31-Dec-2018

.	CC1	CC2	CC3	2016 YEAR END	2017 YEAR TO DATE	2017 BUDGET	2017 FORECAST	2018 BUDGET	VARIANCE AMOUNT	VARIANCE %
Total Protect. Serv. Bldg. -Salaries a				**5,900.00**	**0.00**	**740.00**	**0.00**	**0.00**	**-740.00**	**-1.00**
Protect. Serv. Bldg. - Materials										
1-4-2343-3015 Alarm System				228.96	0.00	375.00	0.00	0.00	-375.00	-1.00
1-4-2343-3070 Building Maintenance				778.89	0.00	1,000.00	0.00	0.00	-1,000.00	-1.00
1-4-2343-3130 Cleaning Supplies				500.00	0.00	250.00	0.00	0.00	-250.00	-1.00
1-4-2343-3300 Hydro				4,675.13	0.00	2,725.00	0.00	0.00	-2,725.00	-1.00
1-4-2343-3335 Landscaping materials				0.00	0.00	100.00	0.00	0.00	-100.00	-1.00
1-4-2343-3430 Mechanicals repairs				0.00	0.00	750.00	0.00	0.00	-750.00	-1.00
1-4-2343-3790 Water				409.41	0.00	250.00	0.00	0.00	-250.00	-1.00
Total Protect. Serv. Bldg. - Materials				**6,592.39**	**0.00**	**5,450.00**	**0.00**	**0.00**	**-5,450.00**	**-1.00**
Protect. Serv. Bldg - Contracts										
1-4-2344-4275 Contract Snow and Grass				1,500.00	0.00	1,500.00	0.00	0.00	-1,500.00	-1.00
Total Protect. Serv. Bldg - Contracts				**1,500.00**	**0.00**	**1,500.00**	**0.00**	**0.00**	**-1,500.00**	**-1.00**
Total MUNICIPAL BUILDINGS				**291,475.99**	**281,355.18**	**299,487.00**	**283,218.00**	**343,187.00**	**43,700.00**	**0.15**
Total CAO				**1,155,363.20**	**1,369,908.10**	**1,388,985.00**	**1,382,300.00**	**1,743,206.00**	**354,221.00**	**0.26**
Total EXPENSES				**1,155,363.20**	**1,369,908.10**	**1,388,985.00**	**1,382,300.00**	**1,743,206.00**	**354,221.00**	**0.26**
Total .				**1,130,401.61**	**1,363,925.62**	**1,387,385.00**	**1,375,020.00**	**1,641,606.00**	**254,221.00**	**0.18**

Cité de / City of Clarence-Rockland
2018 Budget

Sommaire finances / Summary Finance						
	FIN D'ANNÉE 2016 / 2016 YEAR END	FIN D'ANNÉE 2017 / 2017 YEAR END	BUDGET 2017 / 2017 BUDGET	BUDGET 2018 / 2018 BUDGET	VARIANCE AMOUNT	VARIANCE %
Revenu / Revenue						
Finance	105,489	104,100	96,695	158,695	62,000	59.6%
Revenu total / Total revenue	**$ 105,489**	**$ 104,100**	**$ 96,695**	**$ 158,695**	**$ 62,000**	59.6%
Dépenses / Expenses						
Finance	1,350,775	1,137,760	1,238,364	1,207,763	-30,601	-2.7%
Technologie de l'information / Information technology	318,881	472,263	513,053	688,244	175,191	37.1%
Développement économique / Economic development	5,486	47,996	25,000	15,000	-10,000	-20.8%
Dépenses totales / Total expenses	**$ 1,675,142**	**$ 1,658,018**	**$ 1,776,417**	**$ 1,911,007**	**$ 134,590**	**8.1%**
Net	**$ 1,569,653**	**$ 1,553,919**	**$ 1,679,722**	**$ 1,752,312**	**$ 72,590**	**4.7%**

CITY OF/CITE DE CLARENCE-ROCKLAND

2018 OPERATING BUDGET

For Period Ending 31-Dec-2018

.	CC1 CC2 CC3	2016 YEAR END	2017 YEAR TO DATE	2017 BUDGET	2017 FORECAST	2018 BUDGET	VARIANCE AMOUNT	VARIANCE %
REVENUES								
FINANCE								
FINANCE								
Finance								
1-3-1230-0544	Business License	0.00	0.00	0.00	0.00	-62,000.00	-62,000.00	0.00
1-3-1230-0557	Transfer Fee Between Acc	-510.00	-720.00	0.00	-690.00	0.00	0.00	0.00
1-3-1230-0558	Fee Statements of Accoun	-30.00	-30.00	0.00	-30.00	0.00	0.00	0.00
1-3-1230-0559	Duplicate Receipt - Bill Fe	-5.00	0.00	0.00	0.00	0.00	0.00	0.00
1-3-1230-0577	Rounding Penny	376.00	124.51	0.00	125.00	0.00	0.00	0.00
1-3-1230-0605	Tax and Water Certificates	-21,250.00	-24,570.00	-34,000.00	-24,330.00	-34,000.00	0.00	0.00
1-3-1230-0606	Tax and Water Inquiries	-2,870.00	-2,460.00	-27,400.00	-2,455.00	-27,400.00	0.00	0.00
1-3-1230-0607	Capping Revenues / Expe	0.00	0.00	800.00	2,000.00	800.00	0.00	0.00
1-3-1230-0611	Rent - Commercial Signs	0.00	0.00	-7,200.00	0.00	-7,200.00	0.00	0.00
1-3-1230-0613	Other Revenues	-28,410.95	-30,900.44	-28,895.00	-30,900.00	-28,895.00	0.00	0.00
Total Finance		**-52,699.95**	**-58,555.93**	**-96,695.00**	**-56,280.00**	**-158,695.00**	**-62,000.00**	**0.64**
CONTRIBUTION FROM CAPITAL RESERVE								
1-3-1331-0581	Contribution from Reserve	-52,789.75	-7,494.63	0.00	0.00	0.00	0.00	0.00
Total CONTRIBUTION FROM CAPITAL RESERV		**-52,789.75**	**-7,494.63**	**0.00**	**0.00**	**0.00**	**0.00**	**0.00**
Total FINANCE		**-105,489.70**	**-66,050.56**	**-96,695.00**	**-56,280.00**	**-158,695.00**	**-62,000.00**	**0.64**
ECONOMIC DEVELOPMENT								
Commercial - Revenues								
1-3-8210-0581	Contribution from Reserve	0.00	-38,049.27	0.00	0.00	0.00	0.00	0.00
Total Commercial - Revenues		**0.00**	**-38,049.27**	**0.00**	**0.00**	**0.00**	**0.00**	**0.00**
Total ECONOMIC DEVELOPMENT		**0.00**	**-38,049.27**	**0.00**	**0.00**	**0.00**	**0.00**	**0.00**
Total FINANCE		**-105,489.70**	**-104,099.83**	**-96,695.00**	**-56,280.00**	**-158,695.00**	**-62,000.00**	**0.64**
Total REVENUES		**-105,489.70**	**-104,099.83**	**-96,695.00**	**-56,280.00**	**-158,695.00**	**-62,000.00**	**0.64**
EXPENSES								
FINANCE								
FINANCE								
Finance - Salaries and Benefits								
1-4-1231-1100	Regular Salaries	659,227.54	612,031.43	649,128.00	613,000.00	671,463.00	22,335.00	0.03
1-4-1231-1110	Accrued Sickleave & Vacat	9,490.02	9,749.20	6,446.00	6,400.00	6,715.00	269.00	0.04
1-4-1231-1120	Part-time Wages	30,845.97	17,725.50	0.00	17,700.00	0.00	0.00	0.00
1-4-1231-1130	Overtime Wages	23,065.15	19,348.91	24,000.00	19,300.00	24,000.00	0.00	0.00
1-4-1231-1210	E.H.T.	-1,964.98	10,001.40	9,866.00	10,000.00	13,094.00	3,228.00	0.33
1-4-1231-1220	C.P.P.	24,792.26	22,523.29	21,534.00	21,700.00	22,121.00	587.00	0.03
1-4-1231-1230	E.I.	9,375.96	9,542.38	12,417.00	9,200.00	8,705.00	-3,712.00	-0.30
1-4-1231-1240	W.C.B.	20,876.69	23,362.48	18,450.00	22,000.00	18,834.00	384.00	0.02

CITY OF/CITE DE CLARENCE-ROCKLAND

2018 OPERATING BUDGET

For Period Ending 31-Dec-2018

.	CC1	CC2	CC3	2016 YEAR END	2017 YEAR TO DATE	2017 BUDGET	2017 FORECAST	2018 BUDGET	VARIANCE AMOUNT	VARIANCE %
1-4-1231-1250 OMERS				72,649.63	78,735.12	66,477.00	78,700.00	71,243.00	4,766.00	0.07
1-4-1231-1253 RRSP - Self Managing				1,178.15	0.00	0.00	0.00	0.00	0.00	0.00
1-4-1231-1260 Group Insurance				62,212.86	58,995.07	54,696.00	60,400.00	56,238.00	1,542.00	0.03
Total Finance - Salaries and Benefits				**911,749.25**	**862,014.78**	**863,014.00**	**858,400.00**	**892,413.00**	**29,399.00**	**0.03**
Finance - Materials										
1-4-1233-3005 Advertising				8,338.36	1,191.89	1,800.00	1,192.00	1,800.00	0.00	0.00
1-4-1233-3020 Arrears Collection Disburs				5,170.00	4,857.71	1,000.00	4,900.00	1,000.00	0.00	0.00
1-4-1233-3025 Auditing				78,432.93	13,492.01	52,000.00	15,000.00	22,000.00	-30,000.00	-0.58
1-4-1233-3030 A/R Written-Off				4,059.49	7,723.94	500.00	7,724.00	500.00	0.00	0.00
1-4-1233-3031 Provision for A/R				20,931.90	18,690.50	2,000.00	11,682.00	2,000.00	0.00	0.00
1-4-1233-3032 Bank Charges				9,549.04	9,540.96	11,000.00	10,000.00	11,000.00	0.00	0.00
1-4-1233-3036 Outstanding AP Checks				-2,891.08	6,300.22	0.00	6,394.00	0.00	0.00	0.00
1-4-1233-3160 Conference and Conventic				4,853.81	6,387.83	8,500.00	8,500.00	8,500.00	0.00	0.00
1-4-1233-3165 Consultant				0.00	3,645.90	8,000.00	3,100.00	8,000.00	0.00	0.00
1-4-1233-3170 Courier Services				214.50	117.44	200.00	200.00	200.00	0.00	0.00
1-4-1233-3435 Membership				4,842.67	3,286.15	3,800.00	3,800.00	3,800.00	0.00	0.00
1-4-1233-3440 Meals				1,116.61	978.55	300.00	650.00	300.00	0.00	0.00
1-4-1233-3450 Mileage				1,622.92	1,598.46	500.00	1,000.00	500.00	0.00	0.00
1-4-1233-3500 Office Supplies				8,804.74	11,987.38	5,000.00	7,600.00	8,000.00	3,000.00	0.60
1-4-1233-3612 Rent of Land - Comm. Sig				0.00	0.00	800.00	0.00	800.00	0.00	0.00
1-4-1233-3615 Repairs & Maintenance - (				0.00	0.00	1,500.00	0.00	1,500.00	0.00	0.00
1-4-1233-3690 Tax Bills Processing				27,056.45	20,079.95	22,000.00	22,000.00	22,000.00	0.00	0.00
1-4-1233-3700 Taxes Written-Off				123,203.27	106,010.22	125,000.00	110,000.00	125,000.00	0.00	0.00
1-4-1233-3703 Taxes shortfall UCPR				-1,224.67	1,474.16	0.00	0.00	0.00	0.00	0.00
1-4-1233-3704 Taxes Shortfall General Ci				242.31	434.40	0.00	0.00	0.00	0.00	0.00
1-4-1233-3710 Telephone				1,980.37	2,243.43	1,000.00	2,250.00	1,000.00	0.00	0.00
1-4-1233-3730 Traduction				352.17	0.00	1,000.00	0.00	1,000.00	0.00	0.00
1-4-1233-3743 Training				1,523.51	0.00	0.00	0.00	0.00	0.00	0.00
1-4-1233-3880 Other				0.00	3,917.42	0.00	4,018.00	0.00	0.00	0.00
Total Finance - Materials				**298,179.30**	**223,958.52**	**245,900.00**	**220,010.00**	**218,900.00**	**-27,000.00**	**-0.11**
Accounting - Materials										
1-4-1313-3165 Consultant				0.00	0.00	25,000.00	0.00	25,000.00	0.00	0.00
1-4-1313-3450 Mileage				0.00	0.00	250.00	0.00	250.00	0.00	0.00
1-4-1313-3577 Program Modification				52,789.75	7,494.63	15,000.00	0.00	15,000.00	0.00	0.00
1-4-1313-3743 Training				15,656.88	5,626.11	13,000.00	5,951.00	13,000.00	0.00	0.00
Total Accounting - Materials				**68,446.63**	**13,120.74**	**53,250.00**	**5,951.00**	**53,250.00**	**0.00**	**0.00**
Accounting - Contracted Services										
1-4-1314-4150 Contract - Vadim				35,077.14	36,041.77	33,000.00	36,042.00	0.00	-33,000.00	-1.00
1-4-1314-4152 Contract				37,323.01	2,623.83	43,200.00	2,624.00	43,200.00	0.00	0.00
Total Accounting - Contracted Services				**72,400.15**	**38,665.60**	**76,200.00**	**38,666.00**	**43,200.00**	**-33,000.00**	**-0.43**
Total FINANCE				**1,350,775.33**	**1,137,759.64**	**1,238,364.00**	**1,123,027.00**	**1,207,763.00**	**-30,601.00**	**-0.02**
COMPUTERS										

CITY OF/CITE DE CLARENCE-ROCKLAND

2018 OPERATING BUDGET

For Period Ending 31-Dec-2018

. CC1 CC2 CC3	2016 YEAR END	2017 YEAR TO DATE	2017 BUDGET	2017 FORECAST	2018 BUDGET	VARIANCE AMOUNT	VARIANCE %
Computers - Salaries and Benefits							
1-4-1321-1100 Regular Salaries	141,387.77	155,714.77	176,591.00	156,400.00	223,961.00	47,370.00	0.27
1-4-1321-1110 Accrued Sickleave & Vacat	2,423.39	2,177.59	1,755.00	1,800.00	2,240.00	485.00	0.28
1-4-1321-1130 Overtime Wages	885.43	19,934.12	5,000.00	19,600.00	5,000.00	0.00	0.00
1-4-1321-1210 E.H.T.	1,504.37	3,538.19	2,732.00	3,500.00	4,367.00	1,635.00	0.60
1-4-1321-1220 C.P.P.	5,573.07	5,622.44	6,160.00	5,200.00	7,752.00	1,592.00	0.26
1-4-1321-1230 E.I.	2,663.54	2,323.36	3,369.00	2,200.00	2,996.00	-373.00	-0.11
1-4-1321-1240 W.C.B.	4,402.68	5,497.55	5,007.00	4,800.00	6,831.00	1,824.00	0.36
1-4-1321-1250 OMERS	13,771.52	16,913.86	17,630.00	16,900.00	23,341.00	5,711.00	0.32
1-4-1321-1260 Group Insurance	18,098.14	17,173.23	17,009.00	17,000.00	20,956.00	3,947.00	0.23
Total Computers - Salaries and Benefit	**190,709.91**	**228,895.11**	**235,253.00**	**227,400.00**	**297,444.00**	**62,191.00**	**0.26**
Computers - Materials							
1-4-1323-3150 Computer Supplies	13,091.04	6,950.71	20,000.00	12,000.00	20,000.00	0.00	0.00
1-4-1323-3152 Computer Replacement	16,904.37	33,550.09	33,000.00	31,000.00	33,000.00	0.00	0.00
1-4-1323-3316 Internet fees	30,490.68	29,897.23	38,000.00	35,000.00	38,000.00	0.00	0.00
1-4-1323-3450 Mileage	0.00	93.19	300.00	300.00	300.00	0.00	0.00
1-4-1323-3615 Repairs and maintenance	0.00	0.00	2,500.00	0.00	2,500.00	0.00	0.00
1-4-1323-3651 Software Licences & Rene	65,119.65	134,539.40	115,400.00	138,000.00	228,400.00	113,000.00	0.98
1-4-1323-3670 Subscriptions	0.00	0.00	100.00	100.00	100.00	0.00	0.00
1-4-1323-3710 Telephone	1,128.30	1,232.88	2,000.00	2,000.00	2,000.00	0.00	0.00
1-4-1323-3743 Training	1,195.00	2,811.94	6,500.00	3,500.00	6,500.00	0.00	0.00
Total Computers - Materials	**127,929.04**	**209,075.44**	**217,800.00**	**221,900.00**	**330,800.00**	**113,000.00**	**0.52**
Computers - Contracted Services							
1-4-1324-4110 Contract - Computers Mair	241.68	34,292.12	60,000.00	35,000.00	60,000.00	0.00	0.00
Total Computers - Contracted Services	**241.68**	**34,292.12**	**60,000.00**	**35,000.00**	**60,000.00**	**0.00**	**0.00**
Total COMPUTERS	**318,880.63**	**472,262.67**	**513,053.00**	**484,300.00**	**688,244.00**	**175,191.00**	**0.34**
ECONOMIC DEVELOPMENT							
Commercial - Materials							
1-4-8213-3505 Opportunities Evaluation	2,683.22	47,090.21	25,000.00	9,050.00	15,000.00	-10,000.00	-0.40
1-4-8213-3560 Promotion	1,467.92	450.27	0.00	500.00	0.00	0.00	0.00
Total Commercial - Materials	**4,151.14**	**47,540.48**	**25,000.00**	**9,550.00**	**15,000.00**	**-10,000.00**	**-0.40**
Industrial Park - Materials							
1-4-8233-3300 Hydro - Corner Industrial F	1,335.74	455.70	0.00	350.00	0.00	0.00	0.00
Total Industrial Park - Materials	**1,335.74**	**455.70**	**0.00**	**350.00**	**0.00**	**0.00**	**0.00**
Total ECONOMIC DEVELOPMENT	**5,486.88**	**47,996.18**	**25,000.00**	**9,900.00**	**15,000.00**	**-10,000.00**	**-0.40**
Total FINANCE	**1,675,142.84**	**1,658,018.49**	**1,776,417.00**	**1,617,227.00**	**1,911,007.00**	**134,590.00**	**0.08**
Total EXPENSES	**1,675,142.84**	**1,658,018.49**	**1,776,417.00**	**1,617,227.00**	**1,911,007.00**	**134,590.00**	**0.08**

CITY OF/CITE DE CLARENCE-ROCKLAND

2018 OPERATING BUDGET

For Period Ending 31-Dec-2018

.	CC1	CC2	CC3	2016 YEAR END	2017 YEAR TO DATE	2017 BUDGET	2017 FORECAST	2018 BUDGET	VARIANCE AMOUNT	VARIANCE %
Total .				**1,569,653.14**	**1,553,918.66**	**1,679,722.00**	**1,560,947.00**	**1,752,312.00**	**72,590.00**	**0.04**

Cité de / City of Clarence-Rockland
2018 Budget 2018

Table des matières/ Table of Contents

III - Service de la protection/ Protective Services

Budget de fonctionnement/ Operating Budget	Page
Sommaire / Summary	1
Budget de fonctionnement par service/ Operating budget by service	3

Cité de / City of Clarence-Rockland

2018 Budget

Sommaire service de la protection/ Summary Protective Services

	FIN D'ANNÉE 2016 / 2016 YEAR END	FIN D'ANNÉE 2017 / 2017 YEAR END	BUDGET 2017 / 2017 BUDGET	BUDGET 2018 / 2018 BUDGET	VARIANCE AMOUNT	VARIANCE %
Incendie/ Fire						
Revenu / Revenue						
Administration - Incendie / Fire - Administration	50,329	206,697	74,250	31,500	-42,750	-20.7%
Revenu total / Total revenue	**$ 50,329**	**$ 206,697**	**$ 74,250**	**$ 31,500**	**-$ 42,750**	**-20.7%**
Dépenses / Expenses						
Incendie/ Fire						
Administration - Incendie / Fire - Administration	380,390	419,760	408,292	464,946	56,654	13.5%
Combat d'incendies / Fire Fighting	629,501	877,836	714,977	717,564	2,587	0.3%
Formation contre les incendies / Fire Training	93,631	153,076	135,675	130,646	-5,029	-3.3%
Casernes de pompiers / Fire Halls	68,850	73,072	71,091	69,268	-1,823	-2.5%
Véhicules pour combattre les incendies / Fire Vehicles	124,300	140,510	114,500	141,500	27,000	19.2%
Éducation pour la prévention des incendies / Fire Prevention Education	153,542	263,107	147,836	182,756	34,920	13.3%
Événements spéciaux / Fire Special Events	11,425	14,270	11,432	0	-11,432	-80.1%
Gestion pour les situations d'urgence / Emergency Management	2,998	17,639	3,500	5,000	1,500	8.5%
Dépenses totales / Total expenses	**$ 1,464,635**	**$ 1,959,269**	**$ 1,607,303**	**$ 1,711,680**	**$ 104,377**	**5.3%**
Net Feu/ Fire	**$ 1,414,306**	**$ 1,752,572**	**$ 1,533,053**	**$ 1,680,180**	**$ 147,127**	8.4%

Cité de / City of Clarence-Rockland

2018 Budget

Sommaire service de la protection/ Summary Protective Services

	FIN D'ANNÉE 2016 / 2016 YEAR END	FIN D'ANNÉE 2017 / 2017 YEAR END	BUDGET 2017 / 2017 BUDGET	BUDGET 2018 / 2018 BUDGET	VARIANCE AMOUNT	VARIANCE %
Police						
Police	3,312,144	3,286,450	3,372,301	3,385,263	12,962	0.4%
Net Police/ Police	**$ 3,312,144**	**$ 3,286,450**	**$ 3,372,301**	**$ 3,385,263**	**$ 12,962**	**0.4%**
Reglementation / By Law						
Revenu - Reglementation / Revenue - By law	166,011	121,191	181,311	96,290	-85,021	-70.2%
Expenses - By law	670,597	572,331	538,727	580,264	41,537	7.3%
Net Reglementation/ By law	**$ 504,585**	**$ 451,140**	**$ 357,416**	**$ 483,974**	**$ 126,558**	28.1%
NET SERVICE DE LA PROTECTION / PROTECTIVE SERVICES	**$ 5,231,035**	**$ 5,490,161**	**$ 5,262,770**	**$ 5,549,417**	**$ 286,647**	**5.2%**

CITY OF/CITE DE CLARENCE-ROCKLAND

2018 OPERATING BUDGET

For Period Ending 31-Dec-2018

.	CC1	CC2	CC3	2016 YEAR END	2017 YEAR TO DATE	2017 BUDGET	2017 FORECAST	2018 BUDGET	VARIANCE AMOUNT	VARIANCE %
REVENUES										
PROTECTIVE SERVICES										
FIRE - ADMINISTRATION										
Fire Services										
1-3-2100-0581 Contribution from Reserve				0.00	-38,049.98	0.00	-38,050.00	0.00	0.00	0.00
1-3-2100-0600 Miscellaneous				-2,213.84	-39,786.84	-5,000.00	-40,000.00	-5,000.00	0.00	0.00
1-3-2100-0610 Inspection Fees				-7,290.00	-7,807.00	-10,000.00	-6,000.00	-7,000.00	3,000.00	-0.30
1-3-2100-0620 Rescue - extrication servic				-34,325.05	-13,377.44	-54,750.00	-9,000.00	-5,000.00	49,750.00	-0.91
1-3-2100-0626 False Alarm Fees				-6,500.00	-5,350.00	-4,500.00	-5,000.00	-4,500.00	0.00	0.00
1-3-2100-0628 Fire Marque				0.00	0.00	0.00	0.00	-10,000.00	-10,000.00	0.00
1-3-2100-4000 Contingency Revenue				0.00	-102,325.66	0.00	-102,326.00	0.00	0.00	0.00
Total Fire Services				**-50,328.89**	**-206,696.92**	**-74,250.00**	**-200,376.00**	**-31,500.00**	**42,750.00**	**-0.58**
Total FIRE - ADMINISTRATION				**-50,328.89**	**-206,696.92**	**-74,250.00**	**-200,376.00**	**-31,500.00**	**42,750.00**	**-0.58**
BY LAW										
By-law										
1-3-2410-0544 Business Licences				-62,851.50	-25,072.50	-71,271.00	-71,271.00	0.00	71,271.00	-1.00
1-3-2410-0548 Parking Fines				-26,968.75	-21,942.01	-25,290.00	-25,000.00	-25,290.00	0.00	0.00
1-3-2410-0581 Contribution from Reserve				-1,422.07	0.00	0.00	0.00	0.00	0.00	0.00
1-3-2410-0625 Open Air Burning Permits				-9,815.00	-11,980.00	-9,000.00	-12,000.00	-9,000.00	0.00	0.00
1-3-2410-0630 Dog Licences				-54,263.00	-52,887.00	-68,750.00	-54,000.00	-55,000.00	13,750.00	-0.20
1-3-2410-0635 Pound Fees				-2,000.07	-1,687.96	-2,000.00	-1,700.00	-2,000.00	0.00	0.00
1-3-2410-0643 Grant - Cattle Killed				0.00	-1,405.00	0.00	-1,405.00	0.00	0.00	0.00
1-3-2410-0644 Property Maintenance Cha				-6,982.31	-6,141.47	-5,000.00	-5,622.00	-5,000.00	0.00	0.00
1-3-2410-0645 Miscellaneous				-1,708.76	-75.00	0.00	-1,000.00	0.00	0.00	0.00
Total By-law				**-166,011.46**	**-121,190.94**	**-181,311.00**	**-171,998.00**	**-96,290.00**	**85,021.00**	**-0.47**
Total BY LAW				**-166,011.46**	**-121,190.94**	**-181,311.00**	**-171,998.00**	**-96,290.00**	**85,021.00**	**-0.47**
Total PROTECTIVE SERVICES				**-216,340.35**	**-327,887.86**	**-255,561.00**	**-372,374.00**	**-127,790.00**	**127,771.00**	**-0.50**
Total REVENUES				**-216,340.35**	**-327,887.86**	**-255,561.00**	**-372,374.00**	**-127,790.00**	**127,771.00**	**-0.50**
EXPENSES										
PROTECTIVE SERVICES										
FIRE - ADMINISTRATION										
Administration - Salaries and Benefits										
1-4-2111-1100 Regular Salaries				222,272.78	219,811.06	233,393.00	219,800.00	282,997.00	49,604.00	0.21
1-4-2111-1110 Accrued Sickleave & Vacat				4,449.44	5,149.88	2,315.00	3,500.00	2,830.00	515.00	0.22
1-4-2111-1120 Part-time Wages				1,225.62	0.00	7,767.00	0.00	0.00	-7,767.00	-1.00
1-4-2111-1130 Overtime Wages				18,626.95	18,226.42	10,400.00	18,800.00	3,000.00	-7,400.00	-0.71
1-4-2111-1210 E.H.T.				2,179.50	4,678.10	3,422.00	4,700.00	5,518.00	2,096.00	0.61
1-4-2111-1220 C.P.P.				7,147.43	4,815.59	7,233.00	4,400.00	7,196.00	-37.00	-0.01
1-4-2111-1230 E.I.				3,506.91	1,999.15	4,615.00	1,800.00	2,855.00	-1,760.00	-0.38

CITY OF/CITE DE CLARENCE-ROCKLAND

2018 OPERATING BUDGET

For Period Ending 31-Dec-2018

.	CC1	CC2	CC3	2016 YEAR END	2017 YEAR TO DATE	2017 BUDGET	2017 FORECAST	2018 BUDGET	VARIANCE AMOUNT	VARIANCE %
1-4-2111-1240 W.C.B.				6,398.06	5,772.89	6,858.00	4,900.00	6,755.00	-103.00	-0.02
1-4-2111-1250 OMERS				12,884.37	42,767.35	13,961.00	28,200.00	34,114.00	20,153.00	1.44
1-4-2111-1260 Group Insurance				18,469.60	18,167.16	18,928.00	18,600.00	22,081.00	3,153.00	0.17
Total Administration - Salaries and Be				**297,160.66**	**321,387.60**	**308,892.00**	**304,700.00**	**367,346.00**	**58,454.00**	**0.19**
Administration - Materials										
1-4-2113-3005 Advertising				493.54	1,184.49	1,500.00	1,500.00	1,500.00	0.00	0.00
1-4-2113-3160 Conference and Conventic				8,110.29	7,942.25	8,000.00	6,000.00	9,800.00	1,800.00	0.23
1-4-2113-3170 Courier Services				433.08	1,477.69	3,000.00	1,500.00	1,000.00	-2,000.00	-0.67
1-4-2113-3175 Course and Tuition Fees				19,022.03	22,202.70	18,400.00	19,000.00	18,400.00	0.00	0.00
1-4-2113-3316 Internet Fees				3,449.73	4,014.78	5,200.00	3,700.00	5,000.00	-200.00	-0.04
1-4-2113-3400 Life Insurance				12,357.03	13,981.92	15,000.00	13,982.00	15,000.00	0.00	0.00
1-4-2113-3435 Membership				2,755.23	2,390.65	2,900.00	2,900.00	3,200.00	300.00	0.10
1-4-2113-3440 Meals				5,978.95	8,721.26	5,000.00	7,000.00	6,000.00	1,000.00	0.20
1-4-2113-3450 Mileage				618.13	1,435.10	1,000.00	1,500.00	500.00	-500.00	-0.50
1-4-2113-3500 Office Supplies				2,400.68	3,973.95	3,000.00	4,000.00	3,000.00	0.00	0.00
1-4-2113-3605 Radio Licences				2,008.00	2,008.00	2,100.00	2,100.00	2,100.00	0.00	0.00
1-4-2113-3651 Software Licences & Rene				2,221.88	2,428.07	5,000.00	3,000.00	5,000.00	0.00	0.00
1-4-2113-3657 Special Events				0.00	1,246.56	0.00	1,500.00	0.00	0.00	0.00
1-4-2113-3670 Subscriptions				2,374.22	2,218.57	2,000.00	2,200.00	2,100.00	100.00	0.05
1-4-2113-3675 Supplies				1,163.32	2,141.29	1,000.00	1,600.00	1,000.00	0.00	0.00
1-4-2113-3710 Telephone				10,298.96	9,183.74	16,300.00	9,000.00	12,000.00	-4,300.00	-0.26
1-4-2113-3755 Uniforms				9,543.93	11,821.57	10,000.00	10,000.00	12,000.00	2,000.00	0.20
Total Administration - Materials				**83,229.00**	**98,372.59**	**99,400.00**	**90,482.00**	**97,600.00**	**-1,800.00**	**-0.02**
Total FIRE - ADMINISTRATION				**380,389.66**	**419,760.19**	**408,292.00**	**395,182.00**	**464,946.00**	**56,654.00**	**0.14**
FIRE FIGHTING										
Fire-fighting - Salaries and Benefits										
1-4-2121-1100 Regular Salaries				132,327.39	169,086.73	137,724.00	169,300.00	169,534.00	31,810.00	0.23
1-4-2121-1110 Accrued Sickleave & Vacat				1,232.47	1,561.56	1,373.00	1,400.00	1,695.00	322.00	0.23
1-4-2121-1120 Part-time Wages				261,805.53	229,245.39	285,195.00	229,200.00	285,195.00	0.00	0.00
1-4-2121-1130 Overtime Wages				7,090.42	10,582.05	0.00	10,500.00	10,000.00	10,000.00	0.00
1-4-2121-1210 E.H.T.				5,837.44	10,896.11	3,376.00	10,900.00	8,867.00	5,491.00	1.63
1-4-2121-1220 C.P.P.				5,741.80	5,021.12	7,613.00	4,700.00	5,168.00	-2,445.00	-0.32
1-4-2121-1230 E.I.				2,899.76	2,076.23	8,083.00	1,900.00	1,997.00	-6,086.00	-0.75
1-4-2121-1240 W.C.B.				16,572.83	60,938.13	27,227.00	37,100.00	24,043.00	-3,184.00	-0.12
1-4-2121-1244 W.C.B. - Schedule 2				-38,405.56	74,422.18	0.00	0.00	0.00	0.00	0.00
1-4-2121-1250 OMERS				12,825.27	19,740.27	13,521.00	19,700.00	19,211.00	5,690.00	0.42
1-4-2121-1260 Group Insurance				18,203.34	17,143.90	13,115.00	17,600.00	15,744.00	2,629.00	0.20
Total Fire-fighting - Salaries and Ben				**426,130.69**	**600,713.67**	**497,227.00**	**502,300.00**	**541,454.00**	**44,227.00**	**0.09**
Fire-fighting - Materials										
1-4-2123-3010 Air				9,045.46	18,630.44	14,000.00	19,000.00	16,000.00	2,000.00	0.14
1-4-2123-3034 Batteries				700.82	2,746.09	3,000.00	2,200.00	3,000.00	0.00	0.00
1-4-2123-3110 Chemicals Supplies				4,946.60	41.87	6,000.00	25.00	6,000.00	0.00	0.00
1-4-2123-3148 Communication / Dispatch				81,408.06	82,411.38	86,250.00	83,000.00	18,410.00	-67,840.00	-0.79

CITY OF/CITE DE CLARENCE-ROCKLAND

2018 OPERATING BUDGET

For Period Ending 31-Dec-2018

. CC1 CC2 CC3		2016 YEAR END	2017 YEAR TO DATE	2017 BUDGET	2017 FORECAST	2018 BUDGET	VARIANCE AMOUNT	VARIANCE %
1-4-2123-3175	Prevention & Education M	11,220.34	17,922.84	17,000.00	18,000.00	17,000.00	0.00	0.00
1-4-2123-3215	Equipment Rental	314.95	2,376.10	1,500.00	3,000.00	1,500.00	0.00	0.00
1-4-2123-3220	Equipment Repairs	17,975.04	12,227.30	20,000.00	15,000.00	20,000.00	0.00	0.00
1-4-2123-3230	First Aid	670.41	3,517.53	1,000.00	3,500.00	1,000.00	0.00	0.00
1-4-2123-3282	Health Services (shots)	570.00	1,008.08	1,000.00	1,000.00	1,000.00	0.00	0.00
1-4-2123-3585	Protective Clothing	42,515.58	53,320.60	30,000.00	53,000.00	54,000.00	24,000.00	0.80
1-4-2123-3586	Cleaning & Repairs of Bur	12,072.67	9,901.14	11,000.00	11,000.00	11,200.00	200.00	0.02
1-4-2123-3675	Supplies	21,930.37	73,018.46	27,000.00	74,000.00	27,000.00	0.00	0.00
Total Fire-fighting - Materials		**203,370.30**	**277,121.83**	**217,750.00**	**282,725.00**	**176,110.00**	**-41,640.00**	**-0.19**
Total FIRE FIGHTING		**629,500.99**	**877,835.50**	**714,977.00**	**785,025.00**	**717,564.00**	**2,587.00**	**0.00**
FIRE TRAINING								
Training - Salaries and Benefits								
1-4-2131-1120	Part-time Wages	88,336.51	140,105.47	120,300.00	140,105.00	120,300.00	0.00	0.00
1-4-2131-1210	E.H.T.	0.00	0.00	1,125.00	0.00	2,346.00	1,221.00	1.09
1-4-2131-1220	C.P.P.	0.00	0.00	2,538.00	0.00	0.00	-2,538.00	-1.00
1-4-2131-1230	E.I.	0.00	0.00	2,298.00	0.00	0.00	-2,298.00	-1.00
1-4-2131-1240	W.C.B.	0.00	0.00	3,414.00	0.00	0.00	-3,414.00	-1.00
Total Training - Salaries and Benefits		**88,336.51**	**140,105.47**	**129,675.00**	**140,105.00**	**122,646.00**	**-7,029.00**	**-0.05**
Training - Materials								
1-4-2133-3745	Training Materials	5,294.16	12,970.36	6,000.00	13,000.00	8,000.00	2,000.00	0.33
Total Training - Materials		**5,294.16**	**12,970.36**	**6,000.00**	**13,000.00**	**8,000.00**	**2,000.00**	**0.33**
Total FIRE TRAINING		**93,630.67**	**153,075.83**	**135,675.00**	**153,105.00**	**130,646.00**	**-5,029.00**	**-0.04**
FIRE HALLS								
Fire Halls - Salaries and Benefits								
1-4-2141-1120	Part-time Wages	23,489.03	36,640.14	31,112.00	36,640.00	31,112.00	0.00	0.00
1-4-2141-1210	E.H.T.	7.76	16.99	708.00	17.00	607.00	-101.00	-0.14
1-4-2141-1220	C.P.P.	17.72	39.74	1,341.00	40.00	0.00	-1,341.00	-1.00
1-4-2141-1230	E.I.	10.49	19.90	594.00	20.00	0.00	-594.00	-1.00
1-4-2141-1240	W.C.B.	4.36	10.04	883.00	9.00	0.00	-883.00	-1.00
Total Fire Halls - Salaries and Benefi		**23,529.36**	**36,726.81**	**34,638.00**	**36,726.00**	**31,719.00**	**-2,919.00**	**-0.08**
Fire Halls - Materials								
1-4-2143-3070	Building Maintenance	14,656.59	7,566.79	9,953.00	10,000.00	8,593.00	-1,360.00	-0.14
1-4-2143-3130	Cleaning Supplies	1,082.84	515.48	1,000.00	1,000.00	1,400.00	400.00	0.40
1-4-2143-3300	Hydro	15,146.55	12,272.55	13,000.00	11,000.00	11,556.00	-1,444.00	-0.11
1-4-2143-3490	Natural Gas	7,169.00	7,408.01	7,000.00	6,000.00	7,000.00	0.00	0.00
1-4-2143-3790	Water	1,083.26	1,194.56	1,500.00	1,200.00	1,500.00	0.00	0.00
Total Fire Halls - Materials		**39,138.24**	**28,957.39**	**32,453.00**	**29,200.00**	**30,049.00**	**-2,404.00**	**-0.07**
Fire Halls - Contracted Services								
1-4-2144-4190	Contract - Grass Mowing	1,455.17	2,238.72	1,500.00	2,300.00	2,500.00	1,000.00	0.67

CITY OF/CITE DE CLARENCE-ROCKLAND

2018 OPERATING BUDGET

For Period Ending 31-Dec-2018

.	CC1	CC2	CC3	2016 YEAR END	2017 YEAR TO DATE	2017 BUDGET	2017 FORECAST	2018 BUDGET	VARIANCE AMOUNT	VARIANCE %
1-4-2144-4275 Contract - Snow				4,726.74	5,149.06	2,500.00	4,500.00	5,000.00	2,500.00	1.00
Total Fire Halls - Contracted Services				**6,181.91**	**7,387.78**	**4,000.00**	**6,800.00**	**7,500.00**	**3,500.00**	**0.88**
Total FIRE HALLS				**68,849.51**	**73,071.98**	**71,091.00**	**72,726.00**	**69,268.00**	**-1,823.00**	**-0.03**
FIRE VEHICLES										
Vehicles - Materials										
1-4-2153-3190 Diesel				0.00	0.00	15,000.00	15,000.00	15,000.00	0.00	0.00
1-4-2153-3190 Diesel	P3201			0.00	15,000.00	0.00	0.00	0.00	0.00	0.00
1-4-2153-3190 Diesel	R1			8,980.00	0.00	0.00	0.00	0.00	0.00	0.00
1-4-2153-3190 Diesel	R3			90.12	0.00	0.00	0.00	0.00	0.00	0.00
1-4-2153-3250 Gasoline				0.00	0.00	13,500.00	13,500.00	13,500.00	0.00	0.00
1-4-2153-3250 Gasoline	1000			1,306.83	426.85	0.00	0.00	0.00	0.00	0.00
1-4-2153-3250 Gasoline	9999			0.00	-50.88	0.00	0.00	0.00	0.00	0.00
1-4-2153-3250 Gasoline	CAR1			0.00	226.25	0.00	0.00	0.00	0.00	0.00
1-4-2153-3250 Gasoline	CAR2			0.00	53.13	0.00	0.00	0.00	0.00	0.00
1-4-2153-3250 Gasoline	S1			137.78	0.00	0.00	0.00	0.00	0.00	0.00
1-4-2153-3250 Gasoline	SQUAI			90.27	0.00	0.00	0.00	0.00	0.00	0.00
1-4-2153-3250 Gasoline	SQUAI			190.91	12,844.38	0.00	0.00	0.00	0.00	0.00
1-4-2153-3320 Insurance - Vehicles				17,727.87	16,745.59	18,000.00	16,750.00	18,000.00	0.00	0.00
1-4-2153-3760 Vehicle Repairs				0.00	0.00	68,000.00	90,000.00	95,000.00	27,000.00	0.40
1-4-2153-3760 Vehicle Repairs	1000			492.70	371.24	0.00	0.00	0.00	0.00	0.00
1-4-2153-3760 Vehicle Repairs	9999			118.35	1,467.51	0.00	0.00	0.00	0.00	0.00
1-4-2153-3760 Vehicle Repairs	AMT01			24.73	302.74	0.00	0.00	0.00	0.00	0.00
1-4-2153-3760 Vehicle Repairs	B01			0.00	529.49	0.00	0.00	0.00	0.00	0.00
1-4-2153-3760 Vehicle Repairs	CAR1			0.00	6,711.62	0.00	0.00	0.00	0.00	0.00
1-4-2153-3760 Vehicle Repairs	CAR2			0.00	1,699.23	0.00	0.00	0.00	0.00	0.00
1-4-2153-3760 Vehicle Repairs	GEN0(			0.00	444.26	0.00	0.00	0.00	0.00	0.00
1-4-2153-3760 Vehicle Repairs	P1			12,555.29	21,253.76	0.00	0.00	0.00	0.00	0.00
1-4-2153-3760 Vehicle Repairs	P2			15,426.71	9,042.81	0.00	0.00	0.00	0.00	0.00
1-4-2153-3760 Vehicle Repairs	P3			0.00	12,627.72	0.00	0.00	0.00	0.00	0.00
1-4-2153-3760 Vehicle Repairs	P3201			0.00	96.67	0.00	0.00	0.00	0.00	0.00
1-4-2153-3760 Vehicle Repairs	P3A			18,392.43	724.68	0.00	0.00	0.00	0.00	0.00
1-4-2153-3760 Vehicle Repairs	P3B			1,277.50	1,878.90	0.00	0.00	0.00	0.00	0.00
1-4-2153-3760 Vehicle Repairs	Q3			11,613.39	8,584.65	0.00	0.00	0.00	0.00	0.00
1-4-2153-3760 Vehicle Repairs	R1			0.00	265.81	0.00	0.00	0.00	0.00	0.00
1-4-2153-3760 Vehicle Repairs	R3			7,416.16	1,210.95	0.00	0.00	0.00	0.00	0.00
1-4-2153-3760 Vehicle Repairs	S1			1,731.38	123.56	0.00	0.00	0.00	0.00	0.00
1-4-2153-3760 Vehicle Repairs	SQUAI			1,621.69	8,870.08	0.00	0.00	0.00	0.00	0.00
1-4-2153-3760 Vehicle Repairs	SQUAI			97.99	3,043.86	0.00	0.00	0.00	0.00	0.00
1-4-2153-3760 Vehicle Repairs	T1			5,981.54	2,101.92	0.00	0.00	0.00	0.00	0.00
1-4-2153-3760 Vehicle Repairs	T2			19,026.13	13,912.75	0.00	0.00	0.00	0.00	0.00
Total Vehicles - Materials				**124,299.77**	**140,509.53**	**114,500.00**	**135,250.00**	**141,500.00**	**27,000.00**	**0.24**
Total FIRE VEHICLES				**124,299.77**	**140,509.53**	**114,500.00**	**135,250.00**	**141,500.00**	**27,000.00**	**0.24**
PREVENTION/ EDUCATION										

CITY OF/CITE DE CLARENCE-ROCKLAND

2018 OPERATING BUDGET

For Period Ending 31-Dec-2018

.	CC1	CC2	CC3	2016 YEAR END	2017 YEAR TO DATE	2017 BUDGET	2017 FORECAST	2018 BUDGET	VARIANCE AMOUNT	VARIANCE %
Prevention / Educ. - Salaries & Ben.										
1-4-2161-1100 Regular Salaries				100,937.16	174,005.93	83,220.00	174,000.00	102,640.00	19,420.00	0.23
1-4-2161-1110 Accrued Sickleave & Vacat				1,691.56	1,405.71	830.00	900.00	1,026.00	196.00	0.24
1-4-2161-1120 Part-time Wages				17,778.70	27,552.14	33,186.00	27,600.00	43,556.00	10,370.00	0.31
1-4-2161-1130 Overtime Wages				2,891.14	11,624.57	5,000.00	11,700.00	7,500.00	2,500.00	0.50
1-4-2161-1210 E.H.T.				2,099.21	3,615.29	1,881.00	3,600.00	2,851.00	970.00	0.52
1-4-2161-1220 C.P.P.				3,676.73	4,589.92	3,980.00	4,400.00	2,584.00	-1,396.00	-0.35
1-4-2161-1230 E.I.				1,769.24	1,974.62	2,227.00	1,900.00	999.00	-1,228.00	-0.55
1-4-2161-1240 W.C.B.				3,116.31	4,481.66	3,308.00	3,900.00	2,699.00	-609.00	-0.18
1-4-2161-1250 OMERS				10,074.24	20,750.61	8,806.00	20,800.00	12,430.00	3,624.00	0.41
1-4-2161-1260 Group Insurance				9,507.75	13,106.10	5,398.00	13,400.00	6,471.00	1,073.00	0.20
Total Prevention / Educ. - Salaries &				**153,542.04**	**263,106.55**	**147,836.00**	**262,200.00**	**182,756.00**	**34,920.00**	**0.24**
Total PREVENTION/ EDUCATION				**153,542.04**	**263,106.55**	**147,836.00**	**262,200.00**	**182,756.00**	**34,920.00**	**0.24**
SPECIAL EVENTS										
Special Events - Salaries & Ben.										
1-4-2171-1120 Part-time Wages				11,424.50	14,270.07	10,370.00	14,270.00	0.00	-10,370.00	-1.00
1-4-2171-1210 E.H.T.				0.00	0.00	236.00	0.00	0.00	-236.00	-1.00
1-4-2171-1220 C.P.P.				0.00	0.00	334.00	0.00	0.00	-334.00	-1.00
1-4-2171-1230 E.I.				0.00	0.00	198.00	0.00	0.00	-198.00	-1.00
1-4-2171-1240 W.C.B.				0.00	0.00	294.00	0.00	0.00	-294.00	-1.00
Total Special Events - Salaries & Ben.				**11,424.50**	**14,270.07**	**11,432.00**	**14,270.00**	**0.00**	**-11,432.00**	**-1.00**
Total SPECIAL EVENTS				**11,424.50**	**14,270.07**	**11,432.00**	**14,270.00**	**0.00**	**-11,432.00**	**-1.00**
EMERGENCY MANAGEMENT										
Emergency Manag. - Salaries & Benefits										
1-4-2211-1120 Part-time Wages				2,978.40	5,211.76	0.00	5,212.00	0.00	0.00	0.00
Total Emergency Manag. - Salaries & Be				**2,978.40**	**5,211.76**	**0.00**	**5,212.00**	**0.00**	**0.00**	**0.00**
Emergency Manag. - Materials										
1-4-2213-3160 Conference and Conventic				0.00	929.16	1,500.00	1,500.00	2,500.00	1,000.00	0.67
1-4-2213-3213 Educational Materials				0.00	0.00	200.00	200.00	200.00	0.00	0.00
1-4-2213-3440 Meals				0.00	307.41	400.00	307.00	600.00	200.00	0.50
1-4-2213-3500 Office Supplies				19.26	430.97	200.00	431.00	500.00	300.00	1.50
1-4-2213-3745 Training Materials				0.00	1,192.26	1,200.00	1,200.00	1,200.00	0.00	0.00
1-4-2213-4200 Contracts				0.00	9,567.30	0.00	9,567.00	0.00	0.00	0.00
Total Emergency Manag. - Materials				**19.26**	**12,427.10**	**3,500.00**	**13,205.00**	**5,000.00**	**1,500.00**	**0.43**
Total EMERGENCY MANAGEMENT				**2,997.66**	**17,638.86**	**3,500.00**	**18,417.00**	**5,000.00**	**1,500.00**	**0.43**
POLICE										
O.P.P. - Contracted Services										
1-4-2354-4170 O.P.P. Services				3,312,144.00	3,285,886.33	3,372,301.00	3,290,000.00	3,385,263.00	12,962.00	0.00
1-4-2354-4175 Paid Duty Traffic Control				0.00	563.34	0.00	0.00	0.00	0.00	0.00

CITY OF/CITE DE CLARENCE-ROCKLAND

2018 OPERATING BUDGET

For Period Ending 31-Dec-2018

.	CC1	CC2	CC3	2016 YEAR END	2017 YEAR TO DATE	2017 BUDGET	2017 FORECAST	2018 BUDGET	VARIANCE AMOUNT	VARIANCE %
Total O.P.P. - Contracted Services				**3,312,144.00**	**3,286,449.67**	**3,372,301.00**	**3,290,000.00**	**3,385,263.00**	**12,962.00**	**0.00**
Total POLICE				**3,312,144.00**	**3,286,449.67**	**3,372,301.00**	**3,290,000.00**	**3,385,263.00**	**12,962.00**	**0.00**
BY LAW										
By-Law - Salaries and Benefits										
1-4-2411-1100	Regular Salaries			368,968.91	361,919.21	327,478.00	355,000.00	352,216.00	24,738.00	0.08
1-4-2411-1110	Accrued Sickleave & Vacat			2,837.89	1,273.73	3,266.00	3,300.00	3,522.00	256.00	0.08
1-4-2411-1120	Part-time Wages			10,834.07	0.00	0.00	0.00	0.00	0.00	0.00
1-4-2411-1130	Overtime Wages			30,550.19	21,353.08	0.00	21,500.00	10,000.00	10,000.00	0.00
1-4-2411-1210	E.H.T.			5,805.52	7,491.74	6,687.00	7,400.00	6,868.00	181.00	0.03
1-4-2411-1220	C.P.P.			16,620.03	16,913.77	14,168.00	16,500.00	15,200.00	1,032.00	0.07
1-4-2411-1230	E.I.			8,471.47	7,050.23	6,267.00	6,800.00	5,992.00	-275.00	-0.04
1-4-2411-1240	W.C.B.			11,418.88	12,996.66	9,313.00	11,600.00	10,743.00	1,430.00	0.15
1-4-2411-1250	OMERS			31,346.63	29,589.78	29,573.00	29,600.00	33,052.00	3,479.00	0.12
1-4-2411-1251	Pension - Clarence			399.97	0.00	0.00	0.00	0.00	0.00	0.00
1-4-2411-1260	Group Insurance			25,353.98	32,327.73	28,599.00	33,100.00	26,016.00	-2,583.00	-0.09
Total By-Law - Salaries and Benefits				**512,607.54**	**490,915.93**	**425,351.00**	**484,800.00**	**463,609.00**	**38,258.00**	**0.09**
By-Law - Materials										
1-4-2413-3005	Advertising			0.00	807.98	3,000.00	1,000.00	3,000.00	0.00	0.00
1-4-2413-3095	Cattle Killed			8,133.34	1,405.00	1,000.00	1,405.00	1,000.00	0.00	0.00
1-4-2413-3150	Computer Supplies			146.48	0.00	3,000.00	0.00	2,500.00	-500.00	-0.17
1-4-2413-3160	Conference and Conventic			3,080.42	2,073.11	2,500.00	2,100.00	3,000.00	500.00	0.20
1-4-2413-3195	Dog Licences			1,153.31	1,444.81	1,200.00	1,500.00	1,200.00	0.00	0.00
1-4-2413-3282	Health services / Shots			0.00	0.00	140.00	140.00	0.00	-140.00	-1.00
1-4-2413-3315	Impound Services			1,515.63	498.17	3,000.00	1,000.00	3,000.00	0.00	0.00
1-4-2413-3320	Insurance - Vehicles			443.20	402.97	450.00	450.00	450.00	0.00	0.00
1-4-2413-3370	Legal Fees			1,908.00	3,816.00	3,000.00	4,000.00	3,000.00	0.00	0.00
1-4-2413-3390	Liability Claims			45,000.00	0.00	0.00	0.00	0.00	0.00	0.00
1-4-2413-3435	Membership			642.00	309.00	1,500.00	900.00	1,500.00	0.00	0.00
1-4-2413-3440	Meals			286.68	498.75	1,000.00	750.00	1,000.00	0.00	0.00
1-4-2413-3450	Mileage			90.41	56.19	500.00	500.00	500.00	0.00	0.00
1-4-2413-3500	Office Supplies			3,387.63	3,172.03	5,000.00	5,000.00	4,000.00	-1,000.00	-0.20
1-4-2413-3555	Printing			1,514.20	2,383.22	4,000.00	2,500.00	3,500.00	-500.00	-0.13
1-4-2413-3585	Protective Clothing			6,820.59	941.62	3,000.00	1,500.00	5,000.00	2,000.00	0.67
1-4-2413-3587	Property Maintenance			9,778.30	4,576.23	5,000.00	5,000.00	5,000.00	0.00	0.00
1-4-2413-3605	Radio Licences			8,544.93	7,434.98	7,500.00	7,500.00	7,500.00	0.00	0.00
1-4-2413-3647	Signs			364.31	0.00	0.00	0.00	0.00	0.00	0.00
1-4-2413-3652	Special Program			0.00	15.25	500.00	20.00	500.00	0.00	0.00
1-4-2413-3660	Staff Training			5,654.00	1,959.68	10,200.00	2,500.00	12,000.00	1,800.00	0.18
1-4-2413-3675	Supplies			4,666.62	93.84	5,000.00	5,000.00	5,000.00	0.00	0.00
1-4-2413-3710	Telephone			8,756.23	6,661.60	12,000.00	7,500.00	10,000.00	-2,000.00	-0.17
1-4-2413-3730	Traduction			0.00	0.00	1,000.00	0.00	1,000.00	0.00	0.00
1-4-2413-3755	Uniforms			6,468.54	3,691.67	5,000.00	6,500.00	5,000.00	0.00	0.00
1-4-2413-3765	Vehicle Rental			659.27	1,104.68	2,000.00	2,000.00	2,000.00	0.00	0.00
1-4-2413-3772	Vehicle Expenses			15,575.66	13,000.06	13,000.00	13,000.00	13,000.00	0.00	0.00

CITY OF/CITE DE CLARENCE-ROCKLAND

2018 OPERATING BUDGET

For Period Ending 31-Dec-2018

.	CC1	CC2	CC3	2016 YEAR END	2017 YEAR TO DATE	2017 BUDGET	2017 FORECAST	2018 BUDGET	VARIANCE AMOUNT	VARIANCE %
Total By-Law - Materials				**134,589.75**	**56,346.84**	**93,490.00**	**71,765.00**	**93,650.00**	**160.00**	**0.00**
School Crossing Patrol - Salaries & Be										
1-4-2421-1120 Part-time Wages				21,373.38	22,835.58	17,389.00	23,000.00	20,746.00	3,357.00	0.19
1-4-2421-1210 E.H.T.				403.37	445.30	396.00	450.00	405.00	9.00	0.02
1-4-2421-1220 C.P.P.				432.51	429.42	675.00	500.00	854.00	179.00	0.27
1-4-2421-1230 E.I.				566.37	521.61	332.00	500.00	400.00	68.00	0.20
1-4-2421-1240 W.C.B.				623.78	772.20	494.00	650.00	0.00	-494.00	-1.00
Total School Crossing Patrol - Salarie				**23,399.41**	**25,004.11**	**19,286.00**	**25,100.00**	**22,405.00**	**3,119.00**	**0.16**
School Crossing Patrol - Materials										
1-4-2423-3585 Protective Clothing				0.00	64.04	600.00	600.00	600.00	0.00	0.00
Total School Crossing Patrol - Materia				**0.00**	**64.04**	**600.00**	**600.00**	**600.00**	**0.00**	**0.00**
Total BY LAW				**670,596.70**	**572,330.92**	**538,727.00**	**582,265.00**	**580,264.00**	**41,537.00**	**0.08**
Total PROTECTIVE SERVICES				**5,447,375.50**	**5,818,049.10**	**5,518,331.00**	**5,708,440.00**	**5,677,207.00**	**158,876.00**	**0.03**
Total EXPENSES				**5,447,375.50**	**5,818,049.10**	**5,518,331.00**	**5,708,440.00**	**5,677,207.00**	**158,876.00**	**0.03**
Total .				**5,231,035.15**	**5,490,161.24**	**5,262,770.00**	**5,336,066.00**	**5,549,417.00**	**286,647.00**	**0.05**

Cité de / City of Clarence-Rockland
2018 Budget 2018

Table des matières/ Table of Contents

IV - Infrastructure et urbanisme/ Infrastructure and Planning

Budget de fonctionnement/ Operating Budget	Page
Sommaire / Summary	1
Budget de fonctionnement par service/ Operating budget by service	2

Cité de / City of Clarence-Rockland

2018 Budget

Sommaire infrastructure et aménagement du territoire / Summary Infrastructure and Planning

	FIN D'ANNÉE 2016 / 2016 YEAR END	FIN D'ANNÉE 2017 / 2017 YEAR END	BUDGET 2017 / 2017 BUDGET	BUDGET 2018 / 2018 BUDGET	VARIANCE $	VARIANCE %
INFRASTRUCTURE						
Revenu / Revenue						
Administration	605,601	86,854	18,100	108,100	90,000	103.6%
Égouts pluviaux / Storms sewers	757,496	1,388,755	0	0	0	0.0%
Programme hivernale / Winter control	0	20,000	20,000	0	-20,000	0.0%
Véhicules / Vehicles	30,191	53,471	54,700	54,700	0	0.0%
Revenu total / Total revenue	**$ 1,393,288**	**$ 1,549,081**	**$ 92,800**	**$ 162,800**	**$ 70,000**	**4.5%**
Dépenses / Expenses						
Adminstration	854,212	709,905	613,021	647,843	34,822	4.9%
Gestion des actifs/ Asset Management	0	0	0	170,943	170,943	100.0%
Travaux publiques / Public Works	647,550	389,938	710,163	574,670	-135,493	-34.7%
Chemins / Roads	299,922	460,689	320,600	425,600	105,000	22.8%
Entretien routier / Roadside maintenance	787,186	677,515	537,800	515,147	-22,653	-3.3%
Chemins de gravier / Gravel roads	528,342	598,661	604,000	555,000	-49,000	-8.2%
Égouts pluviaux / Storms sewers	1,314,073	1,727,129	195,600	195,600	0	0.0%
Programme hivernale / Winter control	965,415	953,887	777,350	816,346	38,996	4.1%
Véhicules / Vehicles	824,644	827,809	863,849	796,477	-67,372	-8.1%
Dépenses totales / Total expenses	**$ 6,221,344**	**$ 6,345,535**	**$ 4,622,383**	**$ 4,697,626**	**$ 75,243**	**1.2%**
NET INFRASTRUCTURE	**$ 4,828,056**	**$ 4,796,454**	**$ 4,529,583**	**$ 4,534,826**	**$ 5,243**	**0.1%**
AMÉNAGEMENT DU TERRITOIRE / PLANNING						
Revenu / Revenue	344,941	456,266	268,000	228,000	-40,000	-8.8%
Dépenses / Expense	453,264	529,785	467,244	518,078	50,834	9.6%
NET PLANNING	**$ 108,323**	**$ 73,519**	**$ 199,244**	**$ 290,078**	**$ 90,834**	**123.6%**
CONSTRUCTION						
Revenu / Revenue	436,143	644,762	469,300	440,975	-28,325	-4.4%
Dépenses / Expenses	436,143	646,472	469,300	440,975	-28,325	-4.4%
NET CONSTRUCTION	**$ -**	**$ 1,710**	**$ -**	**$ -**	**$ -**	**0.0%**
NET INFRASTRUCTURE AND PLANNING	**$ 4,936,379**	**$ 4,871,682**	**$ 4,728,827**	**$ 4,824,904**	**$ 96,077**	**2.0%**

CITY OF/CITE DE CLARENCE-ROCKLAND

2018 OPERATING BUDGET

For Period Ending 31-Dec-2018

.	CC1	CC2	CC3	2016 YEAR END	2017 YEAR TO DATE	2017 BUDGET	2017 FORECAST	2018 BUDGET	VARIANCE AMOUNT	VARIANCE %
REVENUES										
INFRASTRUCTURE AND PLANNING										
ADMINISTRATION										
Non-Distributed Revenues										
1-3-3120-0581 Contribution from Reserve				-390,568.13	-46,636.44	0.00	0.00	0.00	0.00	0.00
1-3-3120-0622 Aggregates - Natural Ress				-9,366.50	-7,096.78	-8,000.00	-7,800.00	-8,000.00	0.00	0.00
1-3-3120-0691 Sale of Equipment				0.00	0.00	-1,000.00	0.00	-1,000.00	0.00	0.00
1-3-3120-0708 Sale of scrap metal				-396.13	0.00	-1,500.00	0.00	-1,500.00	0.00	0.00
1-3-3120-0860 Other - Backcharge				0.00	-872.41	0.00	-872.00	0.00	0.00	0.00
1-3-3120-0917 Grant from United Countie				-121,417.00	0.00	0.00	0.00	0.00	0.00	0.00
Total Non-Distributed Revenues				**-521,747.76**	**-54,605.63**	**-10,500.00**	**-8,672.00**	**-10,500.00**	**0.00**	**0.00**
Engineering										
1-3-3130-0670 Road Cut Permits				-400.00	-800.00	-600.00	-800.00	-600.00	0.00	0.00
1-3-3130-0675 Culvert Permits				-3,400.00	-4,600.00	-2,000.00	-4,600.00	-2,000.00	0.00	0.00
1-3-3130-0726 Canada - Federal Gas Tax				0.00	-20,000.00	0.00	0.00	0.00	0.00	0.00
1-3-3130-0735 Other Grants				-75,121.23	0.00	0.00	0.00	0.00	0.00	0.00
1-3-3130-0841 Site Plan - Engineering Fe				0.00	0.00	0.00	0.00	-42,000.00	-42,000.00	0.00
1-3-3130-0847 Subdivision Engineering F				0.00	0.00	0.00	0.00	-48,000.00	-48,000.00	0.00
1-3-3130-0860 Administration fees				-4,932.25	-6,848.82	-5,000.00	-4,975.00	-5,000.00	0.00	0.00
Total Engineering				**-83,853.48**	**-32,248.82**	**-7,600.00**	**-10,375.00**	**-97,600.00**	**-90,000.00**	**11.84**
Total ADMINISTRATION				**-605,601.24**	**-86,854.45**	**-18,100.00**	**-19,047.00**	**-108,100.00**	**-90,000.00**	**4.97**
STORMS SEWERS										
Non-Distributed Revenues										
1-3-3120-0540 Ontario Grant				-395,291.12	-232,431.83	0.00	0.00	0.00	0.00	0.00
1-3-3120-0582 Contribution from Reserve				-354,878.42	-382,857.82	0.00	-20,000.00	0.00	0.00	0.00
Total Non-Distributed Revenues				**-750,169.54**	**-615,289.65**	**0.00**	**-20,000.00**	**0.00**	**0.00**	**0.00**
CONTRIBUTION FROM RESSERVE										
1-3-3200-0581 Contribution from Reserve				-7,326.73	0.00	0.00	0.00	0.00	0.00	0.00
Total CONTRIBUTION FROM RESSERVE				**-7,326.73**	**0.00**	**0.00**	**0.00**	**0.00**	**0.00**	**0.00**
Rural Storm Sewers										
1-3-3220-0574 Other				0.00	-1,348.14	0.00	-591,453.00	0.00	0.00	0.00
1-3-3220-0581 Contribution from Reserve				0.00	-53,382.62	0.00	0.00	0.00	0.00	0.00
1-3-3220-0582 Contribution from Reserve				0.00	-81,995.63	0.00	0.00	0.00	0.00	0.00
1-3-3220-0726 Canada Grant				0.00	-37,362.44	0.00	0.00	0.00	0.00	0.00
Total Rural Storm Sewers				**0.00**	**-174,088.83**	**0.00**	**-591,453.00**	**0.00**	**0.00**	**0.00**
PLAN MAÎTRE ÉGOUTS PLUVIAUX										
1-3-3260-0584 Contribution from Develop				0.00	-20,277.96	0.00	0.00	0.00	0.00	0.00
Total PLAN MAÎTRE ÉGOUTS PLUVIAUX				**0.00**	**-20,277.96**	**0.00**	**0.00**	**0.00**	**0.00**	**0.00**

CITY OF/CITE DE CLARENCE-ROCKLAND

2018 OPERATING BUDGET

For Period Ending 31-Dec-2018

.	CC1	CC2	CC3	2016 YEAR END	2017 YEAR TO DATE	2017 BUDGET	2017 FORECAST	2018 BUDGET	VARIANCE AMOUNT	VARIANCE %
Total STORMS SEWERS				**-757,496.27**	**-809,656.44**	**0.00**	**-611,453.00**	**0.00**	**0.00**	**0.00**
WINTER CONTROL										
Winter Controls										
1-3-3700-0581 Contribution from Reserve				0.00	-20,000.00	-20,000.00	-60,000.00	0.00	20,000.00	-1.00
Total Winter Controls				**0.00**	**-20,000.00**	**-20,000.00**	**-60,000.00**	**0.00**	**20,000.00**	**-1.00**
Total WINTER CONTROL				**0.00**	**-20,000.00**	**-20,000.00**	**-60,000.00**	**0.00**	**20,000.00**	**-1.00**
VEHICULES										
Vehicles										
1-3-3140-0926 Waste Oil Purchase				0.00	-70.09	-600.00	-125.00	-600.00	0.00	0.00
1-3-3140-0998 Vehicle expenses (Other D				-30,191.00	-53,401.00	-54,100.00	-54,100.00	-54,100.00	0.00	0.00
Total Vehicles				**-30,191.00**	**-53,471.09**	**-54,700.00**	**-54,225.00**	**-54,700.00**	**0.00**	**0.00**
Total VEHICULES				**-30,191.00**	**-53,471.09**	**-54,700.00**	**-54,225.00**	**-54,700.00**	**0.00**	**0.00**
PLANNING										
Planning and Zoning										
1-3-8100-0571 Sales of Documents				-160.96	-142.12	-325.00	-142.00	-325.00	0.00	0.00
1-3-8100-0589 Interest on Deferred Paym				-2,692.60	0.00	0.00	0.00	0.00	0.00	0.00
1-3-8100-0600 MISCELLANEOUS				-400.00	-220.00	0.00	-220.00	0.00	0.00	0.00
1-3-8100-0781 Donation Heritage Commit				0.00	-3,500.00	0.00	-3,500.00	0.00	0.00	0.00
1-3-8100-0820 Minor Variance				-8,560.00	-11,940.00	-3,500.00	-11,940.00	-3,500.00	0.00	0.00
1-3-8100-0823 Letter of Undertaking				0.00	0.00	-1,125.00	0.00	-1,125.00	0.00	0.00
1-3-8100-0824 Road Opening / Closing				-257.50	-750.00	-300.00	-750.00	-300.00	0.00	0.00
1-3-8100-0825 Compliance Report & Inqu				-2,735.00	-3,345.00	-2,110.00	-3,345.00	-2,110.00	0.00	0.00
1-3-8100-0827 Work Order				-630.00	-1,980.00	-1,080.00	-1,980.00	-1,080.00	0.00	0.00
1-3-8100-0830 Zoning Amendment Fees				-30,180.00	-27,930.00	-32,700.00	-27,930.00	-32,700.00	0.00	0.00
1-3-8100-0835 Part Lot Control Fees & O				-1,450.00	-2,750.00	-4,000.00	-2,750.00	-4,000.00	0.00	0.00
1-3-8100-0840 Site Plan Application Fees				-20,059.00	-6,050.00	-19,530.00	-6,050.00	-19,530.00	0.00	0.00
1-3-8100-0841 Site Plan Engineering Fee				-117,956.61	-48,544.75	-42,000.00	-48,545.00	0.00	42,000.00	-1.00
1-3-8100-0845 Subdivision Apllication Fee				-15,770.00	-115,918.00	-6,920.00	-115,918.00	-6,920.00	0.00	0.00
1-3-8100-0846 Subdivision Agreement Fe				0.00	-2,200.00	-5,400.00	-2,200.00	-5,400.00	0.00	0.00
1-3-8100-0847 Subdivision Engineering F				-4,000.00	-15,789.91	-48,000.00	-15,790.00	0.00	48,000.00	-1.00
1-3-8100-0850 Land Severance				-41,395.00	-33,485.00	-16,900.00	-33,485.00	-16,900.00	0.00	0.00
1-3-8100-0852 Official Plan Amendment F				-11,200.00	-7,600.00	-8,000.00	-7,600.00	-8,000.00	0.00	0.00
1-3-8100-0854 Condomminiums Fees				0.00	-2,000.00	-2,000.00	-2,000.00	-2,000.00	0.00	0.00
1-3-8100-0855 Legal Fees - Subdivision				0.00	-4,000.00	-8,000.00	-4,000.00	-8,000.00	0.00	0.00
1-3-8100-0860 Administration Fees - Sub				0.00	-3,200.00	-6,400.00	-3,200.00	-6,400.00	0.00	0.00
1-3-8100-0864 Letter of Credit Release F				-2,760.00	-4,600.00	-3,450.00	-4,600.00	-3,450.00	0.00	0.00
1-3-8100-0866 Sign Permit & Sign Varian				-4,817.51	-4,440.00	-6,260.00	-4,440.00	-6,260.00	0.00	0.00
1-3-8100-0897 Encroachment				-325.00	0.00	0.00	0.00	0.00	0.00	0.00
Total Planning and Zoning				**-265,349.18**	**-300,384.78**	**-218,000.00**	**-300,385.00**	**-128,000.00**	**90,000.00**	**-0.41**
Planning and Zoning										

CITY OF/CITE DE CLARENCE-ROCKLAND

2018 OPERATING BUDGET

For Period Ending 31-Dec-2018

.	CC1	CC2	CC3	2016 YEAR END	2017 YEAR TO DATE	2017 BUDGET	2017 FORECAST	2018 BUDGET	VARIANCE AMOUNT	VARIANCE %
1-3-8110-0540 Grant - Ontario				0.00	-18,077.00	0.00	-18,077.00	0.00	0.00	0.00
1-3-8110-0581 Contribution from Reserve				-574.94	-137,804.46	-50,000.00	-81,837.00	-100,000.00	-50,000.00	1.00
1-3-8110-0582 Contribution from Reserve				-54,407.73	0.00	0.00	0.00	0.00	0.00	0.00
1-3-8110-0584 Contribution from Develop				-24,608.97	0.00	0.00	0.00	0.00	0.00	0.00
Total Planning and Zoning				**-79,591.64**	**-155,881.46**	**-50,000.00**	**-99,914.00**	**-100,000.00**	**-50,000.00**	**1.00**
Total PLANNING				**-344,940.82**	**-456,266.24**	**-268,000.00**	**-400,299.00**	**-228,000.00**	**40,000.00**	**-0.15**
CONSTRUCTION										
Building Inspection										
1-3-2430-0582 Contribution from Reserve				-5,157.62	0.00	0.00	0.00	-9,000.00	-9,000.00	0.00
1-3-2430-0633 Civic Posts				-6,070.37	-4,032.52	-3,100.00	-4,032.00	-3,100.00	0.00	0.00
1-3-2430-0644 Property Maintenance Cor				-1,188.40	0.00	-2,000.00	0.00	-2,000.00	0.00	0.00
1-3-2430-0648 Building Permits - Resider				-220,689.89	-334,682.94	-236,000.00	-334,683.00	-236,000.00	0.00	0.00
1-3-2430-0649 Building Permits - Comme				-14,017.20	-77,566.40	-100,000.00	-77,567.00	-55,948.00	44,052.00	-0.44
1-3-2430-0650 Building Permits - Other				-103,151.62	-126,369.96	-80,000.00	-126,370.00	-80,000.00	0.00	0.00
1-3-2430-0652 Admin Fees - Performance				-23,577.37	-20,205.00	0.00	-20,205.00	0.00	0.00	0.00
1-3-2430-0653 Building without a permit f				0.00	-3,453.10	-2,000.00	-3,453.00	-2,000.00	0.00	0.00
1-3-2430-0654 Plumbing Permits				-30,324.60	-46,037.70	-26,000.00	-46,038.00	-28,000.00	-2,000.00	0.08
1-3-2430-0656 Connection Permits				-31,735.83	-32,390.00	-20,000.00	-32,390.00	-24,727.00	-4,727.00	0.24
1-3-2430-0659 Photocopies				-230.51	-24.78	-200.00	-25.00	-200.00	0.00	0.00
Total Building Inspection				**-436,143.41**	**-644,762.40**	**-469,300.00**	**-644,763.00**	**-440,975.00**	**28,325.00**	**-0.06**
Total CONSTRUCTION				**-436,143.41**	**-644,762.40**	**-469,300.00**	**-644,763.00**	**-440,975.00**	**28,325.00**	**-0.06**
Total INFRASTRUCTURE AND PLANNING				**-2,174,372.74**	**-2,071,010.62**	**-830,100.00**	**-1,789,787.00**	**-831,775.00**	**-1,675.00**	**0.00**
Total REVENUES				**-2,174,372.74**	**-2,071,010.62**	**-830,100.00**	**-1,789,787.00**	**-831,775.00**	**-1,675.00**	**0.00**
EXPENSES										
INFRASTRUCTURE AND PLANNING										
ADMINISTRATION										
Admin. - Salaries and Benefits										
1-4-3111-1100 Regular Salaries				892,532.52	821,153.28	788,972.00	821,154.00	827,226.00	38,254.00	0.05
1-4-3111-1103 Indirect Salaries and Benef				-512,844.00	-512,848.00	-512,848.00	-512,848.00	-512,848.00	0.00	0.00
1-4-3111-1110 Accrued Sickleave & Vacat				9,839.39	8,346.65	7,507.00	7,507.00	8,272.00	765.00	0.10
1-4-3111-1120 Part-time Wages				19,060.69	25,636.35	20,824.00	25,636.00	21,188.00	364.00	0.02
1-4-3111-1130 Overtime Wages				20,889.02	27,877.29	11,041.00	27,878.00	11,041.00	0.00	0.00
1-4-3111-1210 E.H.T.				12,670.61	17,255.08	11,586.00	17,095.00	16,544.00	4,958.00	0.43
1-4-3111-1220 C.P.P.				33,713.74	22,877.44	25,530.00	21,878.00	28,436.00	2,906.00	0.11
1-4-3111-1230 E.I.				17,828.59	11,010.15	14,827.00	11,010.00	11,219.00	-3,608.00	-0.24
1-4-3111-1240 W.C.B.				27,584.58	26,170.27	22,032.00	23,644.00	24,951.00	2,919.00	0.13
1-4-3111-1250 OMERS				79,132.40	75,254.84	77,709.00	75,236.00	87,439.00	9,730.00	0.13
1-4-3111-1260 Group Insurance				67,218.43	62,963.25	61,141.00	62,964.00	62,075.00	934.00	0.02
Total Admin. - Salaries and Benefits				**667,625.97**	**585,696.60**	**528,321.00**	**581,154.00**	**585,543.00**	**57,222.00**	**0.11**

CITY OF/CITE DE CLARENCE-ROCKLAND

2018 OPERATING BUDGET

For Period Ending 31-Dec-2018

.	CC1	CC2	CC3	2016 YEAR END	2017 YEAR TO DATE	2017 BUDGET	2017 FORECAST	2018 BUDGET	VARIANCE AMOUNT	VARIANCE %
Admin. - Materials										
1-4-3113-3005 Advertising				1,180.42	734.90	2,500.00	735.00	2,500.00	0.00	0.00
1-4-3113-3160 Conference and Conventic				2,731.81	471.74	4,000.00	472.00	3,000.00	-1,000.00	-0.25
1-4-3113-3165 Consultant				58,258.18	0.00	0.00	0.00	0.00	0.00	0.00
1-4-3113-3170 Courier Services				88.79	76.49	200.00	66.00	200.00	0.00	0.00
1-4-3113-3175 Course and Tuition Fees				8,243.94	10,397.60	16,400.00	10,400.00	9,000.00	-7,400.00	-0.45
1-4-3113-3370 Legal Fees				7,071.22	2,469.38	10,000.00	1,900.00	10,000.00	0.00	0.00
1-4-3113-3435 Membership				1,640.56	1,495.80	1,960.00	1,500.00	1,960.00	0.00	0.00
1-4-3113-3440 Meals				631.79	1,308.37	1,000.00	1,300.00	1,000.00	0.00	0.00
1-4-3113-3450 Mileage				2,775.45	1,949.07	2,000.00	2,000.00	2,000.00	0.00	0.00
1-4-3113-3500 Office Supplies				5,011.97	4,661.51	5,000.00	4,000.00	5,000.00	0.00	0.00
1-4-3113-3555 Printing				691.16	1,007.31	2,800.00	1,008.00	2,800.00	0.00	0.00
1-4-3113-3660 Staff Training				2,509.76	0.00	4,000.00	0.00	0.00	-4,000.00	-1.00
1-4-3113-3675 Supplies				4,424.39	1,884.30	3,000.00	3,000.00	3,000.00	0.00	0.00
1-4-3113-3710 Telephone				6,902.16	6,414.51	6,840.00	6,840.00	6,840.00	0.00	0.00
Total Admin. - Materials				**102,161.60**	**32,870.98**	**59,700.00**	**33,221.00**	**47,300.00**	**-12,400.00**	**-0.21**
Engineering - Materials										
1-4-3133-3210 Engineering				32,636.51	91,337.85	25,000.00	55,000.00	15,000.00	-10,000.00	-0.40
Total Engineering - Materials				**32,636.51**	**91,337.85**	**25,000.00**	**55,000.00**	**15,000.00**	**-10,000.00**	**-0.40**
Municipal Garage - Materials										
1-4-3153-3070 Building Maintenance				51,787.96	0.00	0.00	0.00	0.00	0.00	0.00
Total Municipal Garage - Materials				**51,787.96**	**0.00**	**0.00**	**0.00**	**0.00**	**0.00**	**0.00**
Total ADMINISTRATION				**854,212.04**	**709,905.43**	**613,021.00**	**669,375.00**	**647,843.00**	**34,822.00**	**0.06**
ASSET MANAGEMENT										
Asset Management										
1-4-1219-3160 Conference & Convention				0.00	0.00	0.00	0.00	5,000.00	5,000.00	0.00
1-4-1219-3710 Telephone				0.00	0.00	0.00	0.00	640.00	640.00	0.00
1-4-1219-3743 Training				0.00	0.00	0.00	0.00	1,400.00	1,400.00	0.00
Total Asset Management				**0.00**	**0.00**	**0.00**	**0.00**	**7,040.00**	**7,040.00**	**0.00**
Asset Management - Salaries and Benefi										
1-4-1225-1100 Regular Salaries				0.00	0.00	0.00	0.00	124,154.00	124,154.00	0.00
1-4-1225-1110 Sick Leave				0.00	0.00	0.00	0.00	1,241.00	1,241.00	0.00
1-4-1225-1210 EHT				0.00	0.00	0.00	0.00	2,421.00	2,421.00	0.00
1-4-1225-1220 CPP				0.00	0.00	0.00	0.00	5,168.00	5,168.00	0.00
1-4-1225-1230 EI				0.00	0.00	0.00	0.00	1,997.00	1,997.00	0.00
1-4-1225-1240 WSIB				0.00	0.00	0.00	0.00	3,787.00	3,787.00	0.00
1-4-1225-1250 OMERS				0.00	0.00	0.00	0.00	11,888.00	11,888.00	0.00
1-4-1225-1260 Group Insurance				0.00	0.00	0.00	0.00	13,247.00	13,247.00	0.00
Total Asset Management - Salaries and				**0.00**	**0.00**	**0.00**	**0.00**	**163,903.00**	**163,903.00**	**0.00**

CITY OF/CITE DE CLARENCE-ROCKLAND

2018 OPERATING BUDGET

For Period Ending 31-Dec-2018

.	CC1	CC2	CC3	2016 YEAR END	2017 YEAR TO DATE	2017 BUDGET	2017 FORECAST	2018 BUDGET	VARIANCE AMOUNT	VARIANCE %
Total ASSET MANAGEMENT				**0.00**	**0.00**	**0.00**	**0.00**	**170,943.00**	**170,943.00**	**0.00**
PUBLIC WORK										
Public Works - Salaries and Benefits										
1-4-3121-1100 Regular Salaries				282,937.74	154,129.67	719,674.00	719,674.00	857,962.00	138,288.00	0.19
1-4-3121-1110 Accrued Sickleave & Vacat				7,582.30	6,321.30	7,177.00	7,177.00	8,579.00	1,402.00	0.20
1-4-3121-1120 Part-time Wages				72,489.29	1,436.01	83,991.00	96,132.00	29,337.00	-54,654.00	-0.65
1-4-3121-1125 Seasonal Employees				0.00	522.57	0.00	0.00	0.00	0.00	0.00
1-4-3121-1130 Overtime Wages				34,689.64	2,261.01	97,458.00	119,066.00	97,458.00	0.00	0.00
1-4-3121-1165 Distribution - Works				0.00	0.00	-580,400.00	-931,431.00	-845,396.00	-264,996.00	0.46
1-4-3121-1210 E.H.T.				2,454.98	3,476.31	16,582.00	16,582.00	18,414.00	1,832.00	0.11
1-4-3121-1220 C.P.P.				17,591.17	6,229.16	34,367.00	34,367.00	40,831.00	6,464.00	0.19
1-4-3121-1230 E.I.				10,751.75	3,407.26	15,378.00	15,378.00	16,750.00	1,372.00	0.09
1-4-3121-1240 W.C.B.				11,488.14	5,725.12	22,849.00	22,849.00	28,650.00	5,801.00	0.25
1-4-3121-1244 W.C.B. - Schedule 2				715.00	0.00	0.00	0.00	0.00	0.00	0.00
1-4-3121-1250 OMERS				22,223.61	20,868.20	59,056.00	59,056.00	80,573.00	21,517.00	0.36
1-4-3121-1251 Pension - Clarence				3,278.79	1,571.15	0.00	1,539.00	0.00	0.00	0.00
1-4-3121-1260 Group Insurance				32,540.77	20,746.17	62,741.00	62,741.00	85,721.00	22,980.00	0.37
Total Public Works - Salaries and Bene				**498,743.18**	**226,693.93**	**538,873.00**	**223,130.00**	**418,879.00**	**-119,994.00**	**-0.22**
Public Works - Materials										
1-4-3123-3060 Boots				3,679.55	2,846.06	4,000.00	2,700.00	4,000.00	0.00	0.00
1-4-3123-3070 Building Maintenance				24,314.56	36,908.87	36,000.00	28,000.00	26,000.00	-10,000.00	-0.28
1-4-3123-3170 Courier Services				1,345.29	1,349.34	1,000.00	1,200.00	1,000.00	0.00	0.00
1-4-3123-3175 Course & Tuition fees				7,259.98	3,700.53	10,000.00	9,000.00	7,500.00	-2,500.00	-0.25
1-4-3123-3222 Emergency System				2,361.70	2,577.94	4,800.00	3,800.00	4,800.00	0.00	0.00
1-4-3123-3260 Grants in lieu - County				0.00	3,277.10	0.00	3,277.00	0.00	0.00	0.00
1-4-3123-3300 Hydro				30,742.57	25,570.20	27,000.00	25,836.00	24,001.00	-2,999.00	-0.11
1-4-3123-3316 Internet Fees				4,200.62	7,712.16	10,400.00	8,400.00	10,400.00	0.00	0.00
1-4-3123-3425 Materials				4,547.02	4,033.42	7,000.00	7,000.00	7,000.00	0.00	0.00
1-4-3123-3425 Materials		MISC		0.00	0.00	0.00	5,000.00	0.00	0.00	0.00
1-4-3123-3490 Natural Gas				7,367.88	8,828.35	8,000.00	7,300.00	8,000.00	0.00	0.00
1-4-3123-3500 Office Supplies				0.00	288.90	0.00	300.00	0.00	0.00	0.00
1-4-3123-3555 Printing				5,655.18	3,773.40	3,750.00	3,774.00	3,750.00	0.00	0.00
1-4-3123-3564 Roadside Property Repair				9,025.46	4,956.78	8,000.00	5,000.00	8,000.00	0.00	0.00
1-4-3123-3565 Private Property Repairs				0.00	13,847.77	0.00	13,848.00	0.00	0.00	0.00
1-4-3123-3580 Propane and Natural gas				348.53	0.00	550.00	550.00	550.00	0.00	0.00
1-4-3123-3585 Protective Clothing				18,860.36	14,335.99	21,200.00	16,000.00	21,200.00	0.00	0.00
1-4-3123-3605 Radio Licences				14,389.44	12,671.26	15,240.00	15,240.00	15,240.00	0.00	0.00
1-4-3123-3710 Telephone				2,237.46	2,108.35	2,400.00	2,400.00	2,400.00	0.00	0.00
1-4-3123-3711 Radios portables - commu				11,856.77	13,711.05	11,500.00	14,000.00	11,500.00	0.00	0.00
1-4-3123-3790 Water				614.31	746.93	450.00	747.00	450.00	0.00	0.00
Total Public Works - Materials				**148,806.68**	**163,244.40**	**171,290.00**	**173,372.00**	**155,791.00**	**-15,499.00**	**-0.09**
Total PUBLIC WORK				**647,549.86**	**389,938.33**	**710,163.00**	**396,502.00**	**574,670.00**	**-135,493.00**	**-0.19**
ROADS										

CITY OF/CITE DE CLARENCE-ROCKLAND

2018 OPERATING BUDGET

For Period Ending 31-Dec-2018

.	CC1	CC2	CC3	2016 YEAR END	2017 YEAR TO DATE	2017 BUDGET	2017 FORECAST	2018 BUDGET	VARIANCE AMOUNT	VARIANCE %
Roads - Salaries & Benefits										
1-4-3411-1100 Regular Salaries				50,399.15	146,523.20	0.00	0.00	0.00	0.00	0.00
1-4-3411-1120 Part-time Wages				2,545.66	3,903.57	0.00	0.00	0.00	0.00	0.00
1-4-3411-1125 Seasonal Employees				0.00	27,985.84	0.00	0.00	0.00	0.00	0.00
1-4-3411-1130 Overtime Wages				2,598.49	5,569.82	0.00	0.00	0.00	0.00	0.00
1-4-3411-1210 E.H.T.				1,086.51	3,584.73	0.00	0.00	0.00	0.00	0.00
1-4-3411-1220 C.P.P.				2,479.25	6,497.19	0.00	0.00	0.00	0.00	0.00
1-4-3411-1230 E.I.				1,207.60	2,726.88	0.00	0.00	0.00	0.00	0.00
1-4-3411-1240 W.C.B.				1,598.84	5,840.45	0.00	0.00	0.00	0.00	0.00
1-4-3411-1250 OMERS				4,015.49	13,311.18	0.00	0.00	0.00	0.00	0.00
1-4-3411-1260 Group Insurance				8,081.93	13,623.49	0.00	0.00	0.00	0.00	0.00
1-4-3411-8100 Labour Distribution				0.00	0.00	90,600.00	229,000.00	260,600.00	170,000.00	1.88
Total Roads - Salaries & Benefits				**74,012.92**	**229,566.35**	**90,600.00**	**229,000.00**	**260,600.00**	**170,000.00**	**1.88**
Patching - Materials										
1-4-3413-3425 Materials				38,691.27	31,161.23	45,000.00	40,000.00	45,000.00	0.00	0.00
Total Patching - Materials				**38,691.27**	**31,161.23**	**45,000.00**	**40,000.00**	**45,000.00**	**0.00**	**0.00**
Patching - Contracts										
1-4-3414-4200 Contracts				116,406.27	99,268.51	100,000.00	100,000.00	50,000.00	-50,000.00	-0.50
1-4-3414-4210 Contracts - Crack sealing				0.00	9,818.42	10,000.00	9,820.00	0.00	-10,000.00	-1.00
Total Patching - Contracts				**116,406.27**	**109,086.93**	**110,000.00**	**109,820.00**	**50,000.00**	**-60,000.00**	**-0.55**
Sweeping, flushing, cleaning - Contrac										
1-4-3424-4200 Contracts				19,130.89	15,976.32	25,000.00	15,977.00	20,000.00	-5,000.00	-0.20
Total Sweeping, flushing, cleaning - C				**19,130.89**	**15,976.32**	**25,000.00**	**15,977.00**	**20,000.00**	**-5,000.00**	**-0.20**
Bridges & Culverts - Materials										
1-4-3553-3334 Inspections				0.00	28,660.73	15,000.00	25,751.00	15,000.00	0.00	0.00
Total Bridges & Culverts - Materials				**0.00**	**28,660.73**	**15,000.00**	**25,751.00**	**15,000.00**	**0.00**	**0.00**
Line painting - Contracts										
1-4-3634-4200 Contracts				38,294.11	32,573.18	25,000.00	33,000.00	25,000.00	0.00	0.00
Total Line painting - Contracts				**38,294.11**	**32,573.18**	**25,000.00**	**33,000.00**	**25,000.00**	**0.00**	**0.00**
Traffic lights - Contracts										
1-4-3824-4200 Contracts				13,386.61	13,664.34	10,000.00	13,400.00	10,000.00	0.00	0.00
Total Traffic lights - Contracts				**13,386.61**	**13,664.34**	**10,000.00**	**13,400.00**	**10,000.00**	**0.00**	**0.00**
Total ROADS				**299,922.07**	**460,689.08**	**320,600.00**	**466,948.00**	**425,600.00**	**105,000.00**	**0.33**
ROADESIDE MAINTENANCE										
Roadside Maintenance - Salaries & Ben.										
1-4-3311-1100 Regular Salaries				140,910.73	114,256.93	0.00	0.00	0.00	0.00	0.00
1-4-3311-1120 Part-time Wages				14,618.85	19,996.51	0.00	0.00	0.00	0.00	0.00

CITY OF/CITE DE CLARENCE-ROCKLAND

2018 OPERATING BUDGET

For Period Ending 31-Dec-2018

.	CC1	CC2	CC3	2016 YEAR END	2017 YEAR TO DATE	2017 BUDGET	2017 FORECAST	2018 BUDGET	VARIANCE AMOUNT	VARIANCE %
1-4-3311-1125 Seasonal Employees				0.00	6,281.64	0.00	0.00	0.00	0.00	0.00
1-4-3311-1130 Overtime Wages				6,206.71	2,458.68	0.00	0.00	0.00	0.00	0.00
1-4-3311-1210 E.H.T.				3,140.33	2,768.38	0.00	0.00	0.00	0.00	0.00
1-4-3311-1220 C.P.P.				6,935.57	5,863.17	0.00	0.00	0.00	0.00	0.00
1-4-3311-1230 E.I.				3,391.42	2,472.61	0.00	0.00	0.00	0.00	0.00
1-4-3311-1240 W.C.B.				4,636.46	4,784.98	0.00	0.00	0.00	0.00	0.00
1-4-3311-1250 OMERS				10,322.63	9,060.26	0.00	0.00	0.00	0.00	0.00
1-4-3311-1260 Group Insurance				14,131.90	11,010.20	0.00	0.00	0.00	0.00	0.00
1-4-3311-8100 Labour Distribution				0.00	0.00	58,800.00	177,800.00	123,800.00	65,000.00	1.11
Total Roadside Maintenance - Salaries				**204,294.60**	**178,953.36**	**58,800.00**	**177,800.00**	**123,800.00**	**65,000.00**	**1.11**
Grass mowing - Contracts										
1-4-3314-4200 Contracts				21,436.28	4,847.26	5,000.00	4,850.00	5,000.00	0.00	0.00
Total Grass mowing - Contracts				**21,436.28**	**4,847.26**	**5,000.00**	**4,850.00**	**5,000.00**	**0.00**	**0.00**
Brushing, tree triming - Contracts										
1-4-3324-4200 Contracts				12,657.65	6,942.09	10,000.00	7,000.00	13,000.00	3,000.00	0.30
Total Brushing, tree triming - Contrac				**12,657.65**	**6,942.09**	**10,000.00**	**7,000.00**	**13,000.00**	**3,000.00**	**0.30**
Shoulder maint. - grading - Materials										
1-4-3433-3425 Materials				2,997.07	12,127.80	0.00	0.00	0.00	0.00	0.00
1-4-3433-3425 Materials		MISC		0.00	0.00	30,000.00	12,130.00	15,000.00	-15,000.00	-0.50
Total Shoulder maint. - grading - Mate				**2,997.07**	**12,127.80**	**30,000.00**	**12,130.00**	**15,000.00**	**-15,000.00**	**-0.50**
Sidewalk - Asphalt Roads - Contracts										
1-4-3454-4200 Contracts				68,740.16	38,953.55	30,000.00	39,000.00	15,000.00	-15,000.00	-0.50
Total Sidewalk - Asphalt Roads - Cont				**68,740.16**	**38,953.55**	**30,000.00**	**39,000.00**	**15,000.00**	**-15,000.00**	**-0.50**
Signs - Materials										
1-4-3613-3425 Materials				38,896.32	35,756.39	29,000.00	36,000.00	20,000.00	-9,000.00	-0.31
Total Signs - Materials				**38,896.32**	**35,756.39**	**29,000.00**	**36,000.00**	**20,000.00**	**-9,000.00**	**-0.31**
Guiderails - Materials										
1-4-3623-3425 Materials				9,898.37	33,958.73	0.00	0.00	0.00	0.00	0.00
1-4-3623-3425 Materials		MISC		0.00	0.00	10,000.00	35,260.00	10,000.00	0.00	0.00
Total Guiderails - Materials				**9,898.37**	**33,958.73**	**10,000.00**	**35,260.00**	**10,000.00**	**0.00**	**0.00**
Street lights - Materials										
1-4-3813-3300 Hydro				390,137.38	325,205.11	330,000.00	330,000.00	293,347.00	-36,653.00	-0.11
1-4-3813-3615 Repairs & Maintenance				38,127.92	40,770.83	35,000.00	39,000.00	20,000.00	-15,000.00	-0.43
Total Street lights - Materials				**428,265.30**	**365,975.94**	**365,000.00**	**369,000.00**	**313,347.00**	**-51,653.00**	**-0.14**
Total ROADESIDE MAINTENANCE				**787,185.75**	**677,515.12**	**537,800.00**	**681,040.00**	**515,147.00**	**-22,653.00**	**-0.04**
GRAVEL ROADS										
Gravel Roads - Salaries & Benefits										

CITY OF/CITE DE CLARENCE-ROCKLAND

2018 OPERATING BUDGET

For Period Ending 31-Dec-2018

.	CC1	CC2	CC3	2016 YEAR END	2017 YEAR TO DATE	2017 BUDGET	2017 FORECAST	2018 BUDGET	VARIANCE AMOUNT	VARIANCE %
1-4-3511-1100 Regular Salaries				21,220.60	50,567.11	0.00	0.00	0.00	0.00	0.00
1-4-3511-1120 Part-time Wages				0.00	221.64	0.00	0.00	0.00	0.00	0.00
1-4-3511-1125 Seasonal Employees				0.00	2,514.84	0.00	0.00	0.00	0.00	0.00
1-4-3511-1130 Overtime Wages				1,071.46	1,771.77	0.00	0.00	0.00	0.00	0.00
1-4-3511-1210 E.H.T.				423.33	1,077.20	0.00	0.00	0.00	0.00	0.00
1-4-3511-1220 C.P.P.				805.71	2,448.28	0.00	0.00	0.00	0.00	0.00
1-4-3511-1230 E.I.				383.26	992.83	0.00	0.00	0.00	0.00	0.00
1-4-3511-1240 W.C.B.				625.20	1,864.44	0.00	0.00	0.00	0.00	0.00
1-4-3511-1250 OMERS				1,861.57	4,621.68	0.00	0.00	0.00	0.00	0.00
1-4-3511-1260 Group Insurance				1,533.46	6,146.13	0.00	0.00	0.00	0.00	0.00
1-4-3511-8100 Labour Distribution				0.00	0.00	74,000.00	72,000.00	65,000.00	-9,000.00	-0.12
Total Gravel Roads - Salaries & Benefi				**27,924.59**	**72,225.92**	**74,000.00**	**72,000.00**	**65,000.00**	**-9,000.00**	**-0.12**
Patching & washouts - Contracts										
1-4-3514-4200 Contracts				26,549.67	10,830.76	20,000.00	20,000.00	20,000.00	0.00	0.00
Total Patching & washouts - Contracts				**26,549.67**	**10,830.76**	**20,000.00**	**20,000.00**	**20,000.00**	**0.00**	**0.00**
Grading & Scarifying - Contracts										
1-4-3524-4200 Contracts				40,052.65	43,269.00	40,000.00	44,000.00	40,000.00	0.00	0.00
Total Grading & Scarifying - Contracts				**40,052.65**	**43,269.00**	**40,000.00**	**44,000.00**	**40,000.00**	**0.00**	**0.00**
Dust layer - Contracts										
1-4-3534-4200 Contracts				141,588.56	144,430.57	145,000.00	145,000.00	140,000.00	-5,000.00	-0.03
Total Dust layer - Contracts				**141,588.56**	**144,430.57**	**145,000.00**	**145,000.00**	**140,000.00**	**-5,000.00**	**-0.03**
Gravel resurfacing - Materials										
1-4-3543-3425 Materials				292,226.80	327,904.71	0.00	0.00	0.00	0.00	0.00
1-4-3543-3425 Materials		MISC		0.00	0.00	325,000.00	330,000.00	290,000.00	-35,000.00	-0.11
Total Gravel resurfacing - Materials				**292,226.80**	**327,904.71**	**325,000.00**	**330,000.00**	**290,000.00**	**-35,000.00**	**-0.11**
Total GRAVEL ROADS				**528,342.27**	**598,660.96**	**604,000.00**	**611,000.00**	**555,000.00**	**-49,000.00**	**-0.08**
STORMS SEWERS										
Urban / Rural Storm Sewers										
1-4-3200-9874 Scratch Coat				0.00	602,162.85	0.00	0.00	0.00	0.00	0.00
1-4-3200-9889 St-Jacques Street				45,967.10	39,763.24	0.00	0.00	0.00	0.00	0.00
Total Urban / Rural Storm Sewers				**45,967.10**	**641,926.09**	**0.00**	**0.00**	**0.00**	**0.00**	**0.00**
Storm Sewers - Salaries & Benefits										
1-4-3211-1100 Regular Salaries				3,632.01	12,629.48	0.00	0.00	0.00	0.00	0.00
1-4-3211-1120 Part-time Wages				0.00	352.29	0.00	0.00	0.00	0.00	0.00
1-4-3211-1125 Seasonal Employees				0.00	783.84	0.00	0.00	0.00	0.00	0.00
1-4-3211-1130 Overtime Wages				1,816.93	6,213.59	0.00	0.00	0.00	0.00	0.00
1-4-3211-1210 E.H.T.				106.50	387.22	0.00	0.00	0.00	0.00	0.00
1-4-3211-1220 C.P.P.				246.05	822.67	0.00	0.00	0.00	0.00	0.00
1-4-3211-1230 E.I.				115.26	337.46	0.00	0.00	0.00	0.00	0.00

CITY OF/CITE DE CLARENCE-ROCKLAND

2018 OPERATING BUDGET

For Period Ending 31-Dec-2018

.	CC1	CC2	CC3	2016 YEAR END	2017 YEAR TO DATE	2017 BUDGET	2017 FORECAST	2018 BUDGET	VARIANCE AMOUNT	VARIANCE %
1-4-3211-1240 W.C.B.				149.09	665.81	0.00	0.00	0.00	0.00	0.00
1-4-3211-1250 OMERS				310.47	1,042.62	0.00	0.00	0.00	0.00	0.00
1-4-3211-1260 Group Insurance				270.10	1,097.63	0.00	0.00	0.00	0.00	0.00
1-4-3211-8100 Labour Distribution				0.00	0.00	33,600.00	22,600.00	28,600.00	-5,000.00	-0.15
Total Storm Sewers - Salaries & Benefi				**6,646.41**	**24,332.61**	**33,600.00**	**22,600.00**	**28,600.00**	**-5,000.00**	**-0.15**
Urban Storms - Materials										
1-4-3213-3425 Materials				4,648.25	5,941.11	12,000.00	12,000.00	12,000.00	0.00	0.00
Total Urban Storms - Materials				**4,648.25**	**5,941.11**	**12,000.00**	**12,000.00**	**12,000.00**	**0.00**	**0.00**
Urban Storms - Contracts										
1-4-3214-4200 Contracts				42,323.94	68,250.72	62,000.00	62,000.00	62,000.00	0.00	0.00
Total Urban Storms - Contracts				**42,323.94**	**68,250.72**	**62,000.00**	**62,000.00**	**62,000.00**	**0.00**	**0.00**
Rural Storms - Materials										
1-4-3223-3223 Drainage Infill				4,279.86	5,863.84	10,000.00	7,000.00	0.00	-10,000.00	-1.00
1-4-3223-3425 Materials				33,897.67	37,388.23	0.00	0.00	0.00	0.00	0.00
1-4-3223-3425 Materials		CEMEI		0.00	0.00	32,000.00	37,000.00	32,000.00	0.00	0.00
Total Rural Storms - Materials				**38,177.53**	**43,252.07**	**42,000.00**	**44,000.00**	**32,000.00**	**-10,000.00**	**-0.24**
Rural Storms - Contracts										
1-4-3224-4200 Contracts				46,927.86	47,813.97	45,000.00	45,000.00	60,000.00	15,000.00	0.33
1-4-3224-4201 Contract -Capital a opérati				928,797.77	106,441.55	0.00	0.00	0.00	0.00	0.00
1-4-3224-9872 Talus				200,433.42	78,856.33	0.00	0.00	0.00	0.00	0.00
Total Rural Storms - Contracts				**1,176,159.05**	**233,111.85**	**45,000.00**	**45,000.00**	**60,000.00**	**15,000.00**	**0.33**
Floods - Salaries & Benefits										
1-4-3231-1130 Overtime Wages				0.00	57,723.00	0.00	62,338.00	0.00	0.00	0.00
1-4-3231-1210 E.H.T.				0.00	773.74	0.00	0.00	0.00	0.00	0.00
1-4-3231-1220 C.P.P.				0.00	1,892.08	0.00	0.00	0.00	0.00	0.00
1-4-3231-1230 E.I.				0.00	762.43	0.00	0.00	0.00	0.00	0.00
1-4-3231-1240 W.C.B.				0.00	1,313.71	0.00	0.00	0.00	0.00	0.00
Total Floods - Salaries & Benefits				**0.00**	**62,464.96**	**0.00**	**62,338.00**	**0.00**	**0.00**	**0.00**
Floods - Materials										
1-4-3233-3071 Repairs - Floods				0.00	457,135.29	0.00	492,773.00	0.00	0.00	0.00
1-4-3233-3425 Materials				151.06	139,193.38	0.00	0.00	0.00	0.00	0.00
1-4-3233-3425 Materials		MISC		0.00	0.00	1,000.00	138,294.00	1,000.00	0.00	0.00
1-4-3233-3440 Meals				0.00	13,840.24	0.00	13,840.00	0.00	0.00	0.00
1-4-3233-3450 Mileage				0.00	2,803.84	0.00	2,804.00	0.00	0.00	0.00
1-4-3233-3675 Supplies				0.00	34,877.27	0.00	34,877.00	0.00	0.00	0.00
Total Floods - Materials				**151.06**	**647,850.02**	**1,000.00**	**682,588.00**	**1,000.00**	**0.00**	**0.00**
Total STORMS SEWERS				**1,314,073.34**	**1,727,129.43**	**195,600.00**	**930,526.00**	**195,600.00**	**0.00**	**0.00**
WINTER CONTROL										

CITY OF/CITE DE CLARENCE-ROCKLAND

2018 OPERATING BUDGET

For Period Ending 31-Dec-2018

.	CC1	CC2	CC3	2016 YEAR END	2017 YEAR TO DATE	2017 BUDGET	2017 FORECAST	2018 BUDGET	VARIANCE AMOUNT	VARIANCE %
Winter Control - Salaries & Benefits										
1-4-3711-1100 Regular Salaries				120,955.42	153,477.67	0.00	0.00	0.00	0.00	0.00
1-4-3711-1120 Part-time Wages				27,217.41	1,311.84	0.00	0.00	0.00	0.00	0.00
1-4-3711-1125 Seasonal Employees				0.00	29,859.37	0.00	0.00	0.00	0.00	0.00
1-4-3711-1130 Overtime Wages				112,743.38	97,109.42	0.00	0.00	0.00	0.00	0.00
1-4-3711-1210 E.H.T.				2,501.28	5,076.19	0.00	0.00	0.00	0.00	0.00
1-4-3711-1220 C.P.P.				12,157.64	11,347.29	0.00	0.00	0.00	0.00	0.00
1-4-3711-1230 E.I.				4,725.91	4,661.19	0.00	0.00	0.00	0.00	0.00
1-4-3711-1240 W.C.B.				7,557.09	8,540.70	0.00	0.00	0.00	0.00	0.00
1-4-3711-1250 OMERS				11,728.03	13,715.84	0.00	0.00	0.00	0.00	0.00
1-4-3711-1260 Group Insurance				15,411.32	13,706.08	0.00	0.00	0.00	0.00	0.00
1-4-3711-8100 Labour Distribution				0.00	0.00	156,350.00	337,981.00	300,346.00	143,996.00	0.92
Total Winter Control - Salaries & Bene				**314,997.48**	**338,805.59**	**156,350.00**	**337,981.00**	**300,346.00**	**143,996.00**	**0.92**
Snow Plowing & Salting - Materials										
1-4-3713-3425 Materials				124,049.70	54,131.21	0.00	0.00	0.00	0.00	0.00
1-4-3713-3425 Materials		SALT		221,513.75	243,736.41	330,000.00	300,000.00	330,000.00	0.00	0.00
1-4-3713-3425 Materials		SAND		0.00	781.08	0.00	0.00	0.00	0.00	0.00
Total Snow Plowing & Salting - Materia				**345,563.45**	**298,648.70**	**330,000.00**	**300,000.00**	**330,000.00**	**0.00**	**0.00**
Snow Plowing & Salting - Contracts										
1-4-3714-4200 Contracts				63,932.59	63,006.78	55,000.00	50,000.00	55,000.00	0.00	0.00
Total Snow Plowing & Salting - Contrac				**63,932.59**	**63,006.78**	**55,000.00**	**50,000.00**	**55,000.00**	**0.00**	**0.00**
Snow Removal - Materials										
1-4-3733-3612 Rent of land - snow dump				1,097.96	0.00	1,000.00	1,000.00	1,000.00	0.00	0.00
Total Snow Removal - Materials				**1,097.96**	**0.00**	**1,000.00**	**1,000.00**	**1,000.00**	**0.00**	**0.00**
Snow Removal - Contracts										
1-4-3734-4200 Contracts				179,694.03	253,426.09	170,000.00	250,000.00	115,000.00	-55,000.00	-0.32
Total Snow Removal - Contracts				**179,694.03**	**253,426.09**	**170,000.00**	**250,000.00**	**115,000.00**	**-55,000.00**	**-0.32**
Snow Removal - Transfer										
1-4-3737-7100 Contribution to Reserves				60,000.00	0.00	60,000.00	0.00	10,000.00	-50,000.00	-0.83
Total Snow Removal - Transfer				**60,000.00**	**0.00**	**60,000.00**	**0.00**	**10,000.00**	**-50,000.00**	**-0.83**
Snow Ditching/Culvert Thawing - Materi										
1-4-3753-4200 Contracts				129.79	0.00	5,000.00	0.00	5,000.00	0.00	0.00
Total Snow Ditching/Culvert Thawing -				**129.79**	**0.00**	**5,000.00**	**0.00**	**5,000.00**	**0.00**	**0.00**
Total WINTER CONTROL				**965,415.30**	**953,887.16**	**777,350.00**	**938,981.00**	**816,346.00**	**38,996.00**	**0.05**
VEHICULES										
Vehicles - Salaries & Benefits										
1-4-3141-1100 Regular Salaries				138,380.73	147,018.13	127,842.00	127,842.00	137,445.00	9,603.00	0.08

CITY OF/CITE DE CLARENCE-ROCKLAND

2018 OPERATING BUDGET

For Period Ending 31-Dec-2018

.	CC1	CC2	CC3	2016 YEAR END	2017 YEAR TO DATE	2017 BUDGET	2017 FORECAST	2018 BUDGET	VARIANCE AMOUNT	VARIANCE %
1-4-3141-1110 Accrued Sickleave & Vacat				1,360.68	2,079.38	1,275.00	1,275.00	1,374.00	99.00	0.08
1-4-3141-1120 Part-time Wages				5,315.30	613.50	0.00	0.00	0.00	0.00	0.00
1-4-3141-1125 Seasonal Employees				0.00	348.38	0.00	0.00	0.00	0.00	0.00
1-4-3141-1130 Overtime Wages				4,461.33	3,682.14	0.00	0.00	0.00	0.00	0.00
1-4-3141-1210 E.H.T.				2,778.82	2,975.62	2,251.00	2,251.00	2,680.00	429.00	0.19
1-4-3141-1220 C.P.P.				6,465.60	5,822.10	5,075.00	5,075.00	5,168.00	93.00	0.02
1-4-3141-1230 E.I.				3,094.71	2,395.85	2,447.00	2,447.00	1,997.00	-450.00	-0.18
1-4-3141-1240 W.C.B.				4,478.48	4,875.31	3,636.00	3,636.00	4,192.00	556.00	0.15
1-4-3141-1250 OMERS				12,584.75	13,699.65	12,113.00	12,113.00	13,829.00	1,716.00	0.14
1-4-3141-1260 Group Insurance				13,510.93	13,790.34	10,810.00	10,810.00	11,392.00	582.00	0.05
1-4-3141-8100 Labour Distribution				0.00	0.00	100,000.00	30,000.00	0.00	-100,000.00	-1.00
Total Vehicles - Salaries & Benefits				**192,431.33**	**197,300.40**	**265,449.00**	**195,449.00**	**178,077.00**	**-87,372.00**	**-0.33**
Vehicles - Materials										
1-4-3143-3190 Diesel				135,017.00	146,668.01	150,000.00	150,000.00	150,000.00	0.00	0.00
1-4-3143-3250 Gasoline				77,295.77	87,591.81	90,000.00	90,000.00	90,000.00	0.00	0.00
1-4-3143-3270 Grease and Oil				25,091.23	7,635.78	19,000.00	15,000.00	19,000.00	0.00	0.00
1-4-3143-3320 Insurance - Vehicles				16,561.62	15,850.12	17,000.00	15,850.00	17,000.00	0.00	0.00
1-4-3143-3675 Supplies				27,630.51	32,262.45	20,500.00	33,000.00	20,500.00	0.00	0.00
1-4-3143-3725 Tires				26,465.00	29,026.93	36,000.00	32,000.00	36,000.00	0.00	0.00
1-4-3143-3760 Vehicle Repairs				268,010.78	240,403.75	200,000.00	211,000.00	250,000.00	50,000.00	0.25
1-4-3143-3761 Vehicle Maintenance				17,059.30	34,785.41	30,000.00	35,000.00	0.00	-30,000.00	-1.00
1-4-3143-3765 Vehicle Rental				18,667.24	14,963.91	14,400.00	15,000.00	14,400.00	0.00	0.00
1-4-3143-3770 Vehicle Licences				17,305.96	19,863.39	20,000.00	20,000.00	20,000.00	0.00	0.00
1-4-3143-3795 Welding Supplies				3,107.86	1,457.03	1,500.00	1,500.00	1,500.00	0.00	0.00
Total Vehicles - Materials				**632,212.27**	**630,508.59**	**598,400.00**	**618,350.00**	**618,400.00**	**20,000.00**	**0.03**
Total VEHICULES				**824,643.60**	**827,808.99**	**863,849.00**	**813,799.00**	**796,477.00**	**-67,372.00**	**-0.08**
PLANNING										
Administration										
1-4-8110-0532 Plan d'amélioration commu				21,458.83	7,636.42	0.00	7,636.00	0.00	0.00	0.00
1-4-8110-9253 Plan secondaire des aires				25,185.61	0.00	0.00	0.00	0.00	0.00	0.00
1-4-8110-9283 Embellissement de la Cité				574.94	55,968.04	0.00	0.00	0.00	0.00	0.00
Total Administration				**47,219.38**	**63,604.46**	**0.00**	**7,636.00**	**0.00**	**0.00**	**0.00**
Planning & Zoning - Salaries & Benefit										
1-4-8111-1100 Regular Salaries				182,801.06	185,740.33	234,837.00	185,740.00	235,626.00	789.00	0.00
1-4-8111-1110 Accrued Sickleave & Vacat				1,755.41	1,806.42	2,342.00	2,342.00	2,356.00	14.00	0.01
1-4-8111-1120 Part-time Wages				21,858.68	53,878.93	17,743.00	53,879.00	18,054.00	311.00	0.02
1-4-8111-1130 Overtime Wages				3,129.43	5,576.30	2,000.00	5,577.00	2,000.00	0.00	0.00
1-4-8111-1210 E.H.T.				2,838.83	4,804.98	4,691.00	4,805.00	4,947.00	256.00	0.05
1-4-8111-1220 C.P.P.				8,362.03	9,858.69	10,001.00	9,859.00	10,220.00	219.00	0.02
1-4-8111-1230 E.I.				4,437.80	4,469.00	4,833.00	4,469.00	4,168.00	-665.00	-0.14
1-4-8111-1240 W.C.B.				6,186.37	8,336.18	7,182.00	7,532.00	7,737.00	555.00	0.08
1-4-8111-1250 OMERS				15,171.01	19,409.41	22,222.00	19,409.00	22,870.00	648.00	0.03
1-4-8111-1260 Group Insurance				16,321.08	27,491.06	21,443.00	27,491.00	23,150.00	1,707.00	0.08

CITY OF/CITE DE CLARENCE-ROCKLAND

2018 OPERATING BUDGET

For Period Ending 31-Dec-2018

.	CC1	CC2	CC3	2016 YEAR END	2017 YEAR TO DATE	2017 BUDGET	2017 FORECAST	2018 BUDGET	VARIANCE AMOUNT	VARIANCE %
Total Planning & Zoning - Salaries & B				**262,861.70**	**321,371.30**	**327,294.00**	**321,103.00**	**331,128.00**	**3,834.00**	**0.01**
Planning & Zoning - Materials										
1-4-8113-1107 Reglement de zonage				32,372.26	0.00	0.00	0.00	0.00	0.00	0.00
1-4-8113-3005 Advertising				666.02	2,938.83	1,800.00	3,500.00	1,800.00	0.00	0.00
1-4-8113-3165 Consultant				79,427.44	60,776.62	10,000.00	60,800.00	110,000.00	100,000.00	10.00
1-4-8113-3170 Courier Services				34.88	60.99	200.00	75.00	200.00	0.00	0.00
1-4-8113-3211 Fees to be charged to dev				0.00	54.10	0.00	54.00	0.00	0.00	0.00
1-4-8113-3241 Heritage Committee				814.08	49,199.92	2,500.00	49,200.00	2,500.00	0.00	0.00
1-4-8113-3370 Legal Fees				5,797.72	5,933.66	30,000.00	4,500.00	30,000.00	0.00	0.00
1-4-8113-3435 Membership				1,448.46	1,549.30	3,000.00	1,508.00	3,000.00	0.00	0.00
1-4-8113-3440 Meals				45.92	291.74	450.00	300.00	450.00	0.00	0.00
1-4-8113-3450 Mileage				943.22	1,370.47	2,000.00	1,500.00	2,000.00	0.00	0.00
1-4-8113-3500 Office Supplies				3,425.79	3,704.02	3,000.00	3,500.00	3,000.00	0.00	0.00
1-4-8113-3590 Publication				1,004.68	1,041.87	700.00	1,050.00	700.00	0.00	0.00
1-4-8113-3592 Publicity - Public Notice				8,069.22	8,853.11	6,600.00	8,560.00	6,600.00	0.00	0.00
1-4-8113-3640 Seminar expense & Prof. D				4,205.65	8,730.29	13,700.00	8,725.00	13,700.00	0.00	0.00
1-4-8113-3675 Supplies				93.12	304.52	2,200.00	800.00	2,200.00	0.00	0.00
1-4-8113-3710 Telephone				94.51	0.00	800.00	0.00	800.00	0.00	0.00
1-4-8113-3730 Traduction				1,853.28	0.00	10,000.00	0.00	10,000.00	0.00	0.00
1-4-8113-3749 Trees Planting				2,887.42	0.00	3,000.00	0.00	0.00	-3,000.00	-1.00
1-4-8113-5520 Others				0.00	0.00	50,000.00	0.00	0.00	-50,000.00	-1.00
Total Planning & Zoning - Materials				**143,183.67**	**144,809.44**	**139,950.00**	**144,072.00**	**186,950.00**	**47,000.00**	**0.34**
Total PLANNING				**453,264.75**	**529,785.20**	**467,244.00**	**472,811.00**	**518,078.00**	**50,834.00**	**0.11**
CONSTRUCTION										
Building Inspection - Salaries & Benef										
1-4-2431-1100 Regular Salaries				250,019.92	251,517.90	251,192.00	251,192.00	256,391.00	5,199.00	0.02
1-4-2431-1110 Accrued Sickleave & Vacat				2,741.77	2,555.75	2,505.00	2,505.00	2,564.00	59.00	0.02
1-4-2431-1130 Overtime Wages				616.14	1,109.50	1,000.00	1,110.00	1,000.00	0.00	0.00
1-4-2431-1210 E.H.T.				3,103.95	4,963.45	4,370.00	4,964.00	5,000.00	630.00	0.14
1-4-2431-1220 C.P.P.				9,982.98	9,541.88	9,564.00	9,542.00	9,780.00	216.00	0.02
1-4-2431-1230 E.I.				4,902.13	4,020.29	4,807.00	4,020.00	3,853.00	-954.00	-0.20
1-4-2431-1240 W.C.B.				7,628.06	8,609.22	7,143.00	7,766.00	7,820.00	677.00	0.09
1-4-2431-1250 OMERS				18,974.70	20,344.75	24,256.00	20,344.00	25,585.00	1,329.00	0.05
1-4-2431-1251 Pension - Clarence				2,154.41	5,049.52	2,000.00	5,050.00	2,000.00	0.00	0.00
1-4-2431-1260 Group Insurance				24,088.79	23,924.67	20,461.00	24,791.00	23,032.00	2,571.00	0.13
Total Building Inspection - Salaries &				**324,212.85**	**331,636.93**	**327,298.00**	**331,284.00**	**337,025.00**	**9,727.00**	**0.03**
Building Inspection - Materials										
1-4-2433-3005 Advertising				0.00	0.00	500.00	0.00	500.00	0.00	0.00
1-4-2433-3060 Boots & Clothes				918.77	974.16	1,000.00	975.00	1,000.00	0.00	0.00
1-4-2433-3152 Tablette - Computer				0.00	0.00	0.00	0.00	9,000.00	9,000.00	0.00
1-4-2433-3320 Insurance - Vehicles				492.44	447.74	500.00	448.00	500.00	0.00	0.00
1-4-2433-3435 Membership				1,974.84	1,648.64	2,000.00	1,649.00	2,000.00	0.00	0.00
1-4-2433-3440 Meals				15.31	211.48	150.00	212.00	150.00	0.00	0.00

CITY OF/CITE DE CLARENCE-ROCKLAND

2018 OPERATING BUDGET

For Period Ending 31-Dec-2018

.	CC1	CC2	CC3	2016 YEAR END	2017 YEAR TO DATE	2017 BUDGET	2017 FORECAST	2018 BUDGET	VARIANCE AMOUNT	VARIANCE %
1-4-2433-3450 Mileage				0.00	37.46	100.00	50.00	100.00	0.00	0.00
1-4-2433-3495 Civic Posts				5,399.43	4,092.89	2,900.00	4,093.00	2,900.00	0.00	0.00
1-4-2433-3500 Office Supplies				910.59	1,429.27	2,000.00	1,500.00	2,000.00	0.00	0.00
1-4-2433-3587 Property Maintenance Con				1,070.19	0.00	0.00	0.00	0.00	0.00	0.00
1-4-2433-3590 Publications				89.04	241.66	500.00	250.00	500.00	0.00	0.00
1-4-2433-3640 Seminar Expenses & Prof.				3,978.97	3,729.46	8,000.00	3,730.00	5,000.00	-3,000.00	-0.38
1-4-2433-3675 Supplies				398.37	378.53	500.00	500.00	500.00	0.00	0.00
1-4-2433-3710 Telephone				1,764.24	2,497.00	2,000.00	2,500.00	2,000.00	0.00	0.00
1-4-2433-3772 Vehicle Expenses				2,216.00	2,800.00	2,800.00	2,800.00	2,800.00	0.00	0.00
Total Building Inspection - Materials				**19,228.19**	**18,488.29**	**22,950.00**	**18,707.00**	**28,950.00**	**6,000.00**	**0.26**
Building Inspection - Contracted Servi										
1-4-2434-4190 Contract - Building Inspect				0.00	2,964.81	2,500.00	2,965.00	2,500.00	0.00	0.00
Total Building Inspection - Contracted				**0.00**	**2,964.81**	**2,500.00**	**2,965.00**	**2,500.00**	**0.00**	**0.00**
Building Inspection - Transfers										
1-4-2437-7150 Contribution to Reserve Fu				23,702.37	222,282.37	45,452.00	220,707.00	0.00	-45,452.00	-1.00
Total Building Inspection - Transfers				**23,702.37**	**222,282.37**	**45,452.00**	**220,707.00**	**0.00**	**-45,452.00**	**-1.00**
Building Insp. - Admin. Costs Dist. -										
1-4-2438-8900 Admin. Costs Dist. - P.S.				69,000.00	71,100.00	71,100.00	71,100.00	72,500.00	1,400.00	0.02
Total Building Insp. - Admin. Costs Di				**69,000.00**	**71,100.00**	**71,100.00**	**71,100.00**	**72,500.00**	**1,400.00**	**0.02**
Total CONSTRUCTION				**436,143.41**	**646,472.40**	**469,300.00**	**644,763.00**	**440,975.00**	**-28,325.00**	**-0.06**
Total INFRASTRUCTURE AND PLANNING				**7,110,752.39**	**7,521,792.10**	**5,558,927.00**	**6,625,745.00**	**5,656,679.00**	**97,752.00**	**0.02**
Total EXPENSES				**7,110,752.39**	**7,521,792.10**	**5,558,927.00**	**6,625,745.00**	**5,656,679.00**	**97,752.00**	**0.02**
Total .				**4,936,379.65**	**5,450,781.48**	**4,728,827.00**	**4,835,958.00**	**4,824,904.00**	**96,077.00**	**0.02**

Cité de / City of Clarence-Rockland
2018 Budget 2018

Table des matières/ Table of Contents

V - Services communautaires/ Community Services

Budget de fonctionnement/ Operating Budget		Page
Loisirs et cultures/ Recreation and Culture	Sommaire / Summary	1
	Budget de fonctionnement par service/ Operating budget by service	2
Garderie/ Daycare	Sommaire / Summary	14
	Budget de fonctionnement par service/ Operating budget by service	15
Transport en commun/ Transit	Sommaire / Summary	26
	Budget de fonctionnement par service/ Operating budget by service	27

Cité de / City of Clarence-Rockland

2018 Budget

Sommaire services communautaires / Summary Community Services

	FIN D'ANNÉE 2016 / 2016 YEAR END	FIN D'ANNÉE 2017 / 2017 YEAR END	BUDGET 2017 / 2017 BUDGET	BUDGET 2018 / 2018 BUDGET	VARIANCE $	VARIANCE %
Revenu / Revenue						
Administration	-	-	-	-	-	0.0%
Relation communautaire/ Community Relations	101,747	26,302	25,000	25,000	0	0.0%
Programmes externes / External Programs	151,976	130,410	95,300	100,300	5,000	3.8%
Centres communautaires / Community Centres	10,906	19,095	8,690	8,690	0	0.0%
Installations culturelles / Cultural Facilities	4,383	10,609	7,185	7,185	0	0.0%
Installations récréatives / Recreation Facilities	492,787	530,375	375,813	372,053	-3,760	-0.7%
Parcs / Parks	31,183	32,837	26,400	26,400	0	0.0%
Revenu total / Total revenue	**$ 792,982**	**$ 749,628**	**$ 538,388**	**$ 539,628**	**$ 1,240**	**0.2%**
Dépenses / Expenses						
Administration	923,133	976,941	944,634	975,237	30,603	3.1%
Relation communautaire/ Community Relations	788,905	584,074	901,862	411,254	-490,608	-84.0%
Programmes externes / External Programs	156,227	178,617	153,240	171,567	18,327	10.3%
Centres communautaires / Community Centres	110,080	127,698	113,223	100,968	-12,255	-9.6%
Installations culturelles / Cultural Facilities	25,102	42,052	49,280	31,475	-17,805	-42.3%
Installations récréatives / Recreation Facilities	802,530	796,507	662,980	832,799	169,819	21.3%
Parcs / Parks	364,322	421,490	407,419	417,503	10,084	2.4%
Dépenses totales / Total expenses	**$ 3,170,300**	**$ 3,127,379**	**$ 3,232,638**	**$ 2,940,803**	**-$ 291,835**	**-9.3%**
NET SERVICES COMMUNAUTAIRES / COMMUNITY SERVICES	**$ 2,377,317**	**$ 2,377,751**	**$ 2,694,250**	**$ 2,401,175**	**-$ 293,075**	**-12.3%**

CITY OF/CITE DE CLARENCE-ROCKLAND

2018 OPERATING BUDGET

For Period Ending 31-Dec-2018

.	CC1	CC2	CC3	2016 YEAR END	2017 YEAR TO DATE	2017 BUDGET	2017 FORECAST	2018 BUDGET	VARIANCE AMOUNT	VARIANCE %
REVENUES										
COMMUNITY SERVICES										
COMMUNITY RELATION										
Licences and Permits										
1-3-0145-0541 Mariage Licences				-13,250.00	-14,450.00	-12,500.00	-14,325.00	-12,500.00	0.00	0.00
1-3-0145-0542 Death Certificates				-3,550.00	-3,785.00	-3,000.00	-3,510.00	-3,000.00	0.00	0.00
1-3-0145-0543 Lottery Licences				-8,347.27	-6,807.15	-8,000.00	-6,500.00	-8,000.00	0.00	0.00
Total Licences and Permits				**-25,147.27**	**-25,042.15**	**-23,500.00**	**-24,335.00**	**-23,500.00**	**0.00**	**0.00**
Revenue										
1-3-1103-0582 Contribution from Reserve				-75,000.00	0.00	0.00	0.00	0.00	0.00	0.00
Total Revenue				**-75,000.00**	**0.00**	**0.00**	**0.00**	**0.00**	**0.00**	**0.00**
Revenues										
1-3-1220-0601 Rev. - Comm. of oath				-1,600.00	-1,260.00	-1,500.00	-1,200.00	-1,500.00	0.00	0.00
Total Revenues				**-1,600.00**	**-1,260.00**	**-1,500.00**	**-1,200.00**	**-1,500.00**	**0.00**	**0.00**
Total COMMUNITY RELATION				**-101,747.27**	**-26,302.15**	**-25,000.00**	**-25,535.00**	**-25,000.00**	**0.00**	**0.00**
EXTERNAL PROGRAMS										
Community & Recreation Prog.										
1-3-7330-0751 Grids Rental				-666.70	-20.34	-300.00	-20.00	-300.00	0.00	0.00
1-3-7330-0776 Cultural Activities				-3,931.55	-11,576.75	0.00	-11,577.00	0.00	0.00	0.00
Total Community & Recreation Prog.				**-4,598.25**	**-11,597.09**	**-300.00**	**-11,597.00**	**-300.00**	**0.00**	**0.00**
Festival de la rive - Revenues										
1-3-7340-0540 Ontario Grant				0.00	-3,700.00	0.00	-3,700.00	0.00	0.00	0.00
1-3-7340-0581 Contribution from Reserve				-25,021.71	-13,000.00	0.00	-13,000.00	0.00	0.00	0.00
1-3-7340-0735 Other Grant				-63,801.83	-70,021.81	-62,000.00	-70,022.00	-62,000.00	0.00	0.00
1-3-7340-0773 Ticket Sale				-41,680.95	-20,035.00	-18,000.00	-20,035.00	-23,000.00	-5,000.00	0.28
Total Festival de la rive - Revenues				**-130,504.49**	**-106,756.81**	**-80,000.00**	**-106,757.00**	**-85,000.00**	**-5,000.00**	**0.06**
Performance Hall - Revenues										
1-3-7520-0795 Hall Rental & Technicians				-16,873.20	-12,055.75	-15,000.00	-15,000.00	-15,000.00	0.00	0.00
Total Performance Hall - Revenues				**-16,873.20**	**-12,055.75**	**-15,000.00**	**-15,000.00**	**-15,000.00**	**0.00**	**0.00**
Total EXTERNAL PROGRAMS				**-151,975.94**	**-130,409.65**	**-95,300.00**	**-133,354.00**	**-100,300.00**	**-5,000.00**	**0.05**
COMMUNITY CENTRES										
Comm. Center - Hammond - Revenues										
1-3-7470-0795 Hall Rental				-1,142.26	-1,124.25	-1,360.00	-1,360.00	-1,360.00	0.00	0.00
Total Comm. Center - Hammond - Revenue				**-1,142.26**	**-1,124.25**	**-1,360.00**	**-1,360.00**	**-1,360.00**	**0.00**	**0.00**
Comm. Center - Bourget - Revenues										
1-3-7480-0795 Hall Rental				-3,313.87	-3,809.67	-3,500.00	-3,578.00	-3,500.00	0.00	0.00

CITY OF/CITE DE CLARENCE-ROCKLAND

2018 OPERATING BUDGET

For Period Ending 31-Dec-2018

. CC1 CC2 CC3	2016 YEAR END	2017 YEAR TO DATE	2017 BUDGET	2017 FORECAST	2018 BUDGET	VARIANCE AMOUNT	VARIANCE %
Total Comm. Center - Bourget - Revenue	**-3,313.87**	**-3,809.67**	**-3,500.00**	**-3,578.00**	**-3,500.00**	**0.00**	**0.00**
Comm. Center - St-Pascal - Revenues							
1-3-7490-0795 Hall Rental	-2,335.98	-3,271.97	-1,150.00	-3,271.00	-1,150.00	0.00	0.00
Total Comm. Center - St-Pascal - Reven	**-2,335.98**	**-3,271.97**	**-1,150.00**	**-3,271.00**	**-1,150.00**	**0.00**	**0.00**
Centre Chamberland - Revenues							
1-3-7510-0726 Canada - Federal Gas Tax	0.00	-5,694.54	0.00	0.00	0.00	0.00	0.00
1-3-7510-0795 Hall Rental	-4,114.10	-5,194.35	-2,680.00	-5,000.00	-2,680.00	0.00	0.00
Total Centre Chamberland - Revenues	**-4,114.10**	**-10,888.89**	**-2,680.00**	**-5,000.00**	**-2,680.00**	**0.00**	**0.00**
Total COMMUNITY CENTRES	**-10,906.21**	**-19,094.78**	**-8,690.00**	**-13,209.00**	**-8,690.00**	**0.00**	**0.00**
CULTURAL FACILITIES							
Centre des Arts & de la Culture							
1-3-7450-0614 Rents	-1,982.90	-1,235.40	-2,000.00	-1,500.00	-2,000.00	0.00	0.00
1-3-7450-0726 Canada - Federal Gas Tax	0.00	-4,579.14	0.00	0.00	0.00	0.00	0.00
Total Centre des Arts & de la Culture	**-1,982.90**	**-5,814.54**	**-2,000.00**	**-1,500.00**	**-2,000.00**	**0.00**	**0.00**
Museum - Revenues							
1-3-7620-0619 Charge for Cleaning & Ma	-2,400.00	-2,400.00	-2,400.00	-2,400.00	-2,400.00	0.00	0.00
1-3-7620-0737 Grants	0.00	-2,394.00	-2,785.00	-2,394.00	-2,785.00	0.00	0.00
Total Museum - Revenues	**-2,400.00**	**-4,794.00**	**-5,185.00**	**-4,794.00**	**-5,185.00**	**0.00**	**0.00**
Total CULTURAL FACILITIES	**-4,382.90**	**-10,608.54**	**-7,185.00**	**-6,294.00**	**-7,185.00**	**0.00**	**0.00**
RECREATION FACILITIES							
Arena - Rockland							
1-3-7410-0792 Rink Surface Rental	-11,567.08	-20,640.76	-14,600.00	-17,364.00	-14,600.00	0.00	0.00
1-3-7410-0795 Hall Rental	-5,948.40	-5,893.65	-10,120.00	-7,000.00	-10,120.00	0.00	0.00
Total Arena - Rockland	**-17,515.48**	**-26,534.41**	**-24,720.00**	**-24,364.00**	**-24,720.00**	**0.00**	**0.00**
Arena - Clarence Creek							
1-3-7420-0581 Contribution from reserves	0.00	-3,850.00	0.00	-5,036.00	0.00	0.00	0.00
1-3-7420-0582 Contribution from Reserve	-14,690.00	0.00	0.00	0.00	0.00	0.00	0.00
1-3-7420-0780 Restaurant Revenues	-2,349.39	-1,105.00	-3,000.00	-1,200.00	-3,000.00	0.00	0.00
1-3-7420-0784 Skate Sharpening	-1,034.08	-815.12	-1,500.00	-1,000.00	-1,500.00	0.00	0.00
1-3-7420-0790 Ice Rental	-238,550.76	-257,868.10	-260,330.00	-255,000.00	-256,570.00	3,760.00	-0.01
1-3-7420-0792 Rink Surface Rental	-3,242.50	-4,407.50	-2,750.00	-4,408.00	-2,750.00	0.00	0.00
1-3-7420-0794 Public Skating	-806.06	-671.69	-1,300.00	-1,000.00	-1,300.00	0.00	0.00
1-3-7420-0795 Hall Rental	-3,214.03	-3,340.00	-2,360.00	-3,200.00	-2,360.00	0.00	0.00
Total Arena - Clarence Creek	**-263,886.82**	**-272,057.41**	**-271,240.00**	**-270,844.00**	**-267,480.00**	**3,760.00**	**-0.01**
Recreational Complex							
1-3-7430-0581 Contribution from Reserve	-125,950.00	-120,000.00	0.00	-120,000.00	0.00	0.00	0.00
1-3-7430-0586 Contribution from School E	-77,922.66	-87,431.34	-72,545.00	-87,432.00	-72,545.00	0.00	0.00

CITY OF/CITE DE CLARENCE-ROCKLAND

2018 OPERATING BUDGET

For Period Ending 31-Dec-2018

. CC1 CC2 CC3	2016 YEAR END	2017 YEAR TO DATE	2017 BUDGET	2017 FORECAST	2018 BUDGET	VARIANCE AMOUNT	VARIANCE %
1-3-7430-0780 Restaurant Revenues	-7,452.00	-7,452.00	-7,308.00	-7,500.00	-7,308.00	0.00	0.00
Total Recreational Complex	**-211,324.66**	**-214,883.34**	**-79,853.00**	**-214,932.00**	**-79,853.00**	**0.00**	**0.00**
Complex							
1-3-7433-0581 Contribution from reserves	0.00	-12,000.00	0.00	0.00	0.00	0.00	0.00
Total Complex	**0.00**	**-12,000.00**	**0.00**	**0.00**	**0.00**	**0.00**	**0.00**
Other Revenue							
1-3-7434-0574 Other Revenue	-60.00	0.00	0.00	0.00	0.00	0.00	0.00
Total Other Revenue	**-60.00**	**0.00**	**0.00**	**0.00**	**0.00**	**0.00**	**0.00**
Arena - Clarence-Rockland - Revenue							
1-3-7553-4000 Contingency transfer revei	0.00	-4,900.00	0.00	-4,900.00	0.00	0.00	0.00
Total Arena - Clarence-Rockland - Reve	**0.00**	**-4,900.00**	**0.00**	**-4,900.00**	**0.00**	**0.00**	**0.00**
Total RECREATION FACILITIES	**-492,786.96**	**-530,375.16**	**-375,813.00**	**-515,040.00**	**-372,053.00**	**3,760.00**	**-0.01**
PARKS							
Parks							
1-3-7250-0581 Contribution from Reserve	-3,978.91	0.00	0.00	0.00	0.00	0.00	0.00
1-3-7250-0583 Parc differed revenu incor	0.00	-8,954.89	0.00	0.00	0.00	0.00	0.00
1-3-7250-0584 Cont. from Developpers	-2,450.31	0.00	0.00	0.00	0.00	0.00	0.00
1-3-7250-0725 Grant - Human Ressource	-6,028.00	-2,979.00	-2,800.00	-2,979.00	-2,800.00	0.00	0.00
1-3-7250-0735 Other Grant	0.00	-920.28	0.00	-921.00	0.00	0.00	0.00
1-3-7250-0760 Ballpark Rental	-18,725.90	-19,503.29	-20,800.00	-19,504.00	-20,800.00	0.00	0.00
Total Parks	**-31,183.12**	**-32,357.46**	**-23,600.00**	**-23,404.00**	**-23,600.00**	**0.00**	**0.00**
Marinas							
1-3-7440-0810 Boat Ramp Fees	0.00	-480.00	-2,800.00	-480.00	-2,800.00	0.00	0.00
Total Marinas	**0.00**	**-480.00**	**-2,800.00**	**-480.00**	**-2,800.00**	**0.00**	**0.00**
Total PARKS	**-31,183.12**	**-32,837.46**	**-26,400.00**	**-23,884.00**	**-26,400.00**	**0.00**	**0.00**
Total COMMUNITY SERVICES	**-792,982.40**	**-749,627.74**	**-538,388.00**	**-717,316.00**	**-539,628.00**	**-1,240.00**	**0.00**
Total REVENUES	**-792,982.40**	**-749,627.74**	**-538,388.00**	**-717,316.00**	**-539,628.00**	**-1,240.00**	**0.00**
EXPENSES							
COMMUNITY SERVICES							
ADMINISTRATION							
Administration - Salaries & Benefits							
1-4-7111-1100 Regular Salaries	323,581.77	353,790.78	343,151.00	355,300.00	356,283.00	13,132.00	0.04
1-4-7111-1103 Indirect Salaries and Bene	-41,099.00	-77,818.00	-77,818.00	-77,800.00	-77,818.00	0.00	0.00
1-4-7111-1110 Accrued Sickleave & Vacat	5,717.64	5,388.61	3,398.00	0.00	3,563.00	165.00	0.05
1-4-7111-1130 Overtime Wages	9,865.18	20,260.33	4,475.00	20,500.00	9,475.00	5,000.00	1.12

CITY OF/CITE DE CLARENCE-ROCKLAND

2018 OPERATING BUDGET

For Period Ending 31-Dec-2018

. CC1 CC2 CC3	2016 YEAR END	2017 YEAR TO DATE	2017 BUDGET	2017 FORECAST	2018 BUDGET	VARIANCE AMOUNT	VARIANCE %
1-4-7111-1210 E.H.T.	4,083.32	7,340.91	5,364.00	7,500.00	6,988.00	1,624.00	0.30
1-4-7111-1220 C.P.P.	13,360.79	11,670.07	11,514.00	11,200.00	11,647.00	133.00	0.01
1-4-7111-1230 E.I.	6,676.57	4,977.45	6,567.00	4,800.00	4,637.00	-1,930.00	-0.29
1-4-7111-1240 W.C.B.	10,198.75	11,384.17	9,758.00	10,100.00	9,969.00	211.00	0.02
1-4-7111-1250 OMERS	32,482.26	39,891.09	34,977.00	40,000.00	38,030.00	3,053.00	0.09
1-4-7111-1260 Group Insurance	34,362.30	37,556.48	30,363.00	38,600.00	32,145.00	1,782.00	0.06
Total Administration - Salaries & Bene	**399,229.58**	**414,441.89**	**371,749.00**	**410,200.00**	**394,919.00**	**23,170.00**	**0.06**
Administration - Materials							
1-4-7113-3005 Advertising	3,562.88	219.80	5,000.00	220.00	5,000.00	0.00	0.00
1-4-7113-3160 Conference and Conventic	89.48	356.00	2,000.00	356.00	2,000.00	0.00	0.00
1-4-7113-3170 Courier Services	48.61	2.04	300.00	50.00	300.00	0.00	0.00
1-4-7113-3435 Membership	603.03	1,257.96	1,250.00	1,378.00	1,250.00	0.00	0.00
1-4-7113-3440 Meals	434.59	583.55	1,000.00	585.00	1,000.00	0.00	0.00
1-4-7113-3450 Mileage	1,448.51	3,391.29	1,500.00	3,000.00	1,500.00	0.00	0.00
1-4-7113-3500 Office Supplies	3,228.62	3,134.69	5,000.00	2,850.00	5,000.00	0.00	0.00
1-4-7113-3660 Staff Training	4,051.75	1,379.08	1,000.00	1,400.00	1,000.00	0.00	0.00
1-4-7113-3710 Telephone	3,519.63	2,344.69	4,000.00	3,500.00	4,000.00	0.00	0.00
1-4-7113-3730 Traduction	0.00	0.00	3,500.00	0.00	3,500.00	0.00	0.00
1-4-7113-3772 Vehicle Expenses	8,746.00	11,000.00	11,000.00	9,000.00	11,000.00	0.00	0.00
Total Administration - Materials	**25,733.10**	**23,669.10**	**35,550.00**	**22,339.00**	**35,550.00**	**0.00**	**0.00**
Recreation Garage - Salaries & Ben.							
1-4-7311-1100 Regular Salaries	339,632.60	354,201.47	362,797.00	353,600.00	371,536.00	8,739.00	0.02
1-4-7311-1110 Accrued Sickleave & Vacat	3,656.70	3,559.84	3,618.00	0.00	3,715.00	97.00	0.03
1-4-7311-1130 Overtime Wages	11,527.86	20,403.85	29,254.00	21,700.00	15,996.00	-13,258.00	-0.45
1-4-7311-1210 E.H.T.	6,889.78	7,407.58	6,924.00	7,500.00	7,245.00	321.00	0.05
1-4-7311-1220 C.P.P.	15,146.44	16,056.49	15,661.00	16,000.00	16,197.00	536.00	0.03
1-4-7311-1230 E.I.	7,645.17	6,985.22	7,611.00	6,900.00	6,630.00	-981.00	-0.13
1-4-7311-1240 W.C.B.	10,193.95	12,792.97	10,296.00	11,800.00	11,332.00	1,036.00	0.10
1-4-7311-1250 OMERS	29,222.99	35,059.88	32,704.00	35,000.00	34,549.00	1,845.00	0.06
1-4-7311-1260 Group Insurance	38,021.18	44,130.16	36,650.00	45,200.00	38,481.00	1,831.00	0.05
Total Recreation Garage - Salaries & B	**461,936.67**	**500,597.46**	**505,515.00**	**497,700.00**	**505,681.00**	**166.00**	**0.00**
Recreation Garage - Materials							
1-4-7313-3015 Alarm System	384.18	640.30	405.00	800.00	405.00	0.00	0.00
1-4-7313-3060 Boots	0.00	0.00	0.00	0.00	4,375.00	4,375.00	0.00
1-4-7313-3070 Building Maintenance	8,420.54	14,943.57	6,000.00	16,000.00	6,000.00	0.00	0.00
1-4-7313-3130 Cleaning Supplies	499.88	519.89	500.00	520.00	500.00	0.00	0.00
1-4-7313-3300 Hydro	17,430.02	12,027.99	16,275.00	15,000.00	14,467.00	-1,808.00	-0.11
1-4-7313-3430 Mechanical Repairs	2,661.82	360.75	3,000.00	400.00	3,000.00	0.00	0.00
1-4-7313-3490 Natural Gas	0.00	283.42	0.00	0.00	0.00	0.00	0.00
1-4-7313-3710 Telephone	819.84	4,207.56	840.00	4,000.00	5,540.00	4,700.00	5.60
1-4-7313-3790 Water	1,843.79	1,431.83	1,300.00	1,962.00	1,300.00	0.00	0.00
Total Recreation Garage - Materials	**32,060.07**	**34,415.31**	**28,320.00**	**38,682.00**	**35,587.00**	**7,267.00**	**0.26**

CITY OF/CITE DE CLARENCE-ROCKLAND

2018 OPERATING BUDGET

For Period Ending 31-Dec-2018

. CC1 CC2 CC3	2016 YEAR END	2017 YEAR TO DATE	2017 BUDGET	2017 FORECAST	2018 BUDGET	VARIANCE AMOUNT	VARIANCE %
Recreation Garage - Contracts							
1-4-7314-4275 Contract - Snow	4,173.43	3,817.01	3,500.00	3,500.00	3,500.00	0.00	0.00
Total Recreation Garage - Contracts	**4,173.43**	**3,817.01**	**3,500.00**	**3,500.00**	**3,500.00**	**0.00**	**0.00**
Total ADMINISTRATION	**923,132.85**	**976,940.77**	**944,634.00**	**972,421.00**	**975,237.00**	**30,603.00**	**0.03**
COMMUNITY RELATION							
Community Relation							
1-4-1103-1100 Regular Salaries	452,850.47	331,618.99	506,938.00	331,619.00	276,274.00	-230,664.00	-0.46
1-4-1103-1110 Accrued Sickleave & Vacat	4,826.63	5,833.94	5,008.00	3,508.00	2,763.00	-2,245.00	-0.45
1-4-1103-1120 Part-time Wages	0.00	15,319.20	0.00	15,319.00	0.00	0.00	0.00
1-4-1103-1130 Overtime Wages	2,708.89	3,339.62	0.00	3,350.00	0.00	0.00	0.00
1-4-1103-1210 E.H.T.	9,368.31	6,921.92	8,477.00	6,922.00	5,387.00	-3,090.00	-0.36
1-4-1103-1220 C.P.P.	18,683.77	12,893.82	17,954.00	12,754.00	10,957.00	-6,997.00	-0.39
1-4-1103-1230 E.I.	9,212.91	5,730.03	9,702.00	5,730.00	4,455.00	-5,247.00	-0.54
1-4-1103-1240 W.C.B.	13,851.81	11,357.52	14,416.00	10,261.00	8,427.00	-5,989.00	-0.42
1-4-1103-1250 OMERS	44,117.39	35,329.30	50,500.00	35,329.00	26,961.00	-23,539.00	-0.47
1-4-1103-1260 Group Insurance	55,781.59	38,385.92	48,277.00	38,386.00	29,315.00	-18,962.00	-0.39
1-4-1103-3660 Staff Training	9,914.62	0.00	0.00	0.00	0.00	0.00	0.00
1-4-1103-4275 Contracts	11,097.21	0.00	0.00	0.00	0.00	0.00	0.00
Total Community Relation	**632,413.60**	**466,730.26**	**661,272.00**	**463,178.00**	**364,539.00**	**-296,733.00**	**-0.45**
Community Relation - Materials							
1-4-1105-3005 Advertising	2,268.07	400.00	10,000.00	1,000.00	0.00	-10,000.00	-1.00
1-4-1105-3160 Conference and Conventic	1,539.36	1,136.04	7,500.00	4,000.00	5,500.00	-2,000.00	-0.27
1-4-1105-3170 Courier Services	8.77	359.63	200.00	200.00	200.00	0.00	0.00
1-4-1105-3370 Legal Fees	90,714.15	81,105.62	65,000.00	50,000.00	0.00	-65,000.00	-1.00
1-4-1105-3390 Liability Claims	30,148.58	0.00	100,000.00	0.00	0.00	-100,000.00	-1.00
1-4-1105-3415 Maintenance Contracts	0.00	0.00	2,450.00	0.00	0.00	-2,450.00	-1.00
1-4-1105-3420 Mariage Licences	6,000.00	6,000.00	4,800.00	6,000.00	4,800.00	0.00	0.00
1-4-1105-3435 Membership	3,083.25	811.84	4,000.00	1,000.00	1,775.00	-2,225.00	-0.56
1-4-1105-3440 Meals	289.00	0.00	0.00	0.00	0.00	0.00	0.00
1-4-1105-3450 Mileage	926.04	1,241.21	1,800.00	1,800.00	600.00	-1,200.00	-0.67
1-4-1105-3500 Office Supplies	3,511.84	1,826.29	4,500.00	2,500.00	4,500.00	0.00	0.00
1-4-1105-3501 Promotion - Expo	0.00	2,644.74	3,500.00	2,645.00	3,500.00	0.00	0.00
1-4-1105-3660 Corpo Staff Training	0.00	9,570.08	10,000.00	10,000.00	0.00	-10,000.00	-1.00
1-4-1105-3670 Subscriptions	305.28	571.72	1,000.00	1,000.00	0.00	-1,000.00	-1.00
1-4-1105-3710 Telephone	512.78	415.19	600.00	600.00	600.00	0.00	0.00
1-4-1105-3730 Traduction	2,273.58	474.41	4,000.00	1,000.00	4,000.00	0.00	0.00
1-4-1105-3743 Training	1,344.96	-926.74	6,000.00	1,000.00	6,000.00	0.00	0.00
1-4-1105-3792 Web-Site	13,565.88	11,713.23	15,240.00	14,240.00	15,240.00	0.00	0.00
Total Community Relation - Materials	**156,491.54**	**117,343.26**	**240,590.00**	**96,985.00**	**46,715.00**	**-193,875.00**	**-0.81**
Total COMMUNITY RELATION	**788,905.14**	**584,073.52**	**901,862.00**	**560,163.00**	**411,254.00**	**-490,608.00**	**-0.54**
EXTERNAL PROGRAMS							

CITY OF/CITE DE CLARENCE-ROCKLAND

2018 OPERATING BUDGET

For Period Ending 31-Dec-2018

. CC1 CC2 CC3	2016 YEAR END	2017 YEAR TO DATE	2017 BUDGET	2017 FORECAST	2018 BUDGET	VARIANCE AMOUNT	VARIANCE %
Community Events & Grants							
1-4-7325-3653 SOCAN	0.00	0.00	350.00	0.00	350.00	0.00	0.00
1-4-7325-5510 Help Center	3,000.00	4,000.00	5,000.00	4,000.00	5,000.00	0.00	0.00
1-4-7325-5520 Others	5,000.00	5,040.69	5,000.00	5,050.00	5,000.00	0.00	0.00
1-4-7325-5530 Cultural Activities	8,599.76	11,429.43	7,000.00	10,582.00	7,000.00	0.00	0.00
1-4-7325-5535 Financial Assistance Prog.	2,172.40	3,857.92	4,000.00	4,500.00	4,000.00	0.00	0.00
Total Community Events & Grants	**18,772.16**	**24,328.04**	**21,350.00**	**24,132.00**	**21,350.00**	**0.00**	**0.00**
Comm. & Recreation Programs - Material							
1-4-7333-3005 Advertising	0.00	0.00	1,000.00	0.00	1,000.00	0.00	0.00
Total Comm. & Recreation Programs - Ma	**0.00**	**0.00**	**1,000.00**	**0.00**	**1,000.00**	**0.00**	**0.00**
Festival de la rive- Salaries & Benefi							
1-4-7341-1130 Overtime Wages	0.00	0.00	0.00	0.00	18,258.00	18,258.00	0.00
Total Festival de la rive- Salaries &	**0.00**	**0.00**	**0.00**	**0.00**	**18,258.00**	**18,258.00**	**0.00**
Festival de la rive- Material							
1-4-7343-3005 Advertising & Promotion	12,433.59	9,980.77	19,000.00	9,981.00	19,000.00	0.00	0.00
1-4-7343-3486 Musical Acts Contracts	66,502.92	80,531.54	60,000.00	80,531.00	60,000.00	0.00	0.00
1-4-7343-3500 Supplies	16,895.60	18,425.86	16,000.00	18,426.00	16,000.00	0.00	0.00
1-4-7343-3707 Technicians	33,588.70	33,773.75	20,000.00	33,774.00	20,000.00	0.00	0.00
Total Festival de la rive- Material	**129,420.81**	**142,711.92**	**115,000.00**	**142,712.00**	**115,000.00**	**0.00**	**0.00**
Performance Hall - Salaries & Ben.							
1-4-7521-1120 Part-time Wages	3,254.37	4,115.64	3,629.00	4,000.00	3,693.00	64.00	0.02
1-4-7521-1210 E.H.T.	65.44	80.24	83.00	100.00	72.00	-11.00	-0.13
1-4-7521-1220 C.P.P.	115.77	172.72	6.00	200.00	10.00	4.00	0.67
1-4-7521-1230 E.I.	88.26	94.04	69.00	100.00	71.00	2.00	0.03
1-4-7521-1240 W.C.B.	94.39	139.53	103.00	100.00	113.00	10.00	0.10
Total Performance Hall - Salaries & Be	**3,618.23**	**4,602.17**	**3,890.00**	**4,500.00**	**3,959.00**	**69.00**	**0.02**
Performance Hall - Materials							
1-4-7523-3005 Advertising	0.00	330.00	1,500.00	0.00	1,500.00	0.00	0.00
1-4-7523-3220 Equipment Repairs	1,341.70	2,680.09	4,200.00	2,680.00	4,200.00	0.00	0.00
1-4-7523-3653 SOCAN	0.00	0.00	300.00	0.00	300.00	0.00	0.00
1-4-7523-3675 Supplies	83.46	15.91	500.00	16.00	500.00	0.00	0.00
1-4-7523-3707 Technicians	2,990.70	3,948.75	5,500.00	5,500.00	5,500.00	0.00	0.00
Total Performance Hall - Materials	**4,415.86**	**6,974.75**	**12,000.00**	**8,196.00**	**12,000.00**	**0.00**	**0.00**
Total EXTERNAL PROGRAMS	**156,227.06**	**178,616.88**	**153,240.00**	**179,540.00**	**171,567.00**	**18,327.00**	**0.12**
COMMUNITY CENTRES							
Hammond - Salaries and Benefits							
1-4-7471-1120 Part-time Wages	7,445.36	4,089.44	6,471.00	4,100.00	6,584.00	113.00	0.02
1-4-7471-1210 E.H.T.	142.25	79.75	147.00	100.00	128.00	-19.00	-0.13
1-4-7471-1220 C.P.P.	371.64	38.87	145.00	100.00	153.00	8.00	0.06

CITY OF/CITE DE CLARENCE-ROCKLAND

2018 OPERATING BUDGET

For Period Ending 31-Dec-2018

. CC1 CC2 CC3	2016 YEAR END	2017 YEAR TO DATE	2017 BUDGET	2017 FORECAST	2018 BUDGET	VARIANCE AMOUNT	VARIANCE %
1-4-7471-1230 E.I.	191.91	93.47	124.00	100.00	127.00	3.00	0.02
1-4-7471-1240 W.C.B.	274.32	138.37	184.00	100.00	201.00	17.00	0.09
Total Hammond - Salaries and Benefits	**8,425.48**	**4,439.90**	**7,071.00**	**4,500.00**	**7,193.00**	**122.00**	**0.02**
Hammond - Materials							
1-4-7473-3070 Building Maintenance	2,023.37	3,977.84	6,000.00	3,800.00	4,000.00	-2,000.00	-0.33
1-4-7473-3130 Cleaning Supplies	509.97	500.00	500.00	500.00	500.00	0.00	0.00
1-4-7473-3300 Hydro	7,353.82	6,758.55	7,350.00	7,350.00	6,534.00	-816.00	-0.11
1-4-7473-3653 SOCAN	188.33	188.33	210.00	210.00	210.00	0.00	0.00
1-4-7473-3790 Water	276.95	418.45	300.00	500.00	300.00	0.00	0.00
Total Hammond - Materials	**10,352.44**	**11,843.17**	**14,360.00**	**12,360.00**	**11,544.00**	**-2,816.00**	**-0.20**
Hammond - Contracted Services							
1-4-7474-4180 Facilities - Maintenance C	96.57	0.00	680.00	0.00	680.00	0.00	0.00
1-4-7474-4275 Contract - Snow	2,955.00	3,842.43	2,200.00	3,500.00	2,200.00	0.00	0.00
Total Hammond - Contracted Services	**3,051.57**	**3,842.43**	**2,880.00**	**3,500.00**	**2,880.00**	**0.00**	**0.00**
Bourget - Materials							
1-4-7483-3070 Building Maintenance	4,640.64	10,205.24	8,000.00	9,000.00	6,000.00	-2,000.00	-0.25
1-4-7483-3300 Hydro	3,563.43	3,537.27	3,675.00	3,675.00	3,267.00	-408.00	-0.11
1-4-7483-3653 SOCAN	188.33	188.33	200.00	188.00	200.00	0.00	0.00
1-4-7483-3790 Water	1,379.67	1,450.03	1,500.00	1,500.00	1,500.00	0.00	0.00
Total Bourget - Materials	**9,772.07**	**15,380.87**	**13,375.00**	**14,363.00**	**10,967.00**	**-2,408.00**	**-0.18**
Bourget - Contracted Services							
1-4-7484-4275 Contract - Snow & Landsc	7,956.99	8,574.51	5,500.00	7,500.00	5,500.00	0.00	0.00
Total Bourget - Contracted Services	**7,956.99**	**8,574.51**	**5,500.00**	**7,500.00**	**5,500.00**	**0.00**	**0.00**
Bourget - Grants							
1-4-7485-5540 Recreation Committee	27,178.00	27,178.00	27,178.00	27,178.00	27,178.00	0.00	0.00
Total Bourget - Grants	**27,178.00**	**27,178.00**	**27,178.00**	**27,178.00**	**27,178.00**	**0.00**	**0.00**
St-Pascal - Salaries and Benefits							
1-4-7491-1100 Regular Salaries	0.00	156.00	0.00	0.00	0.00	0.00	0.00
1-4-7491-1120 Part-time Wages	3,156.34	9,597.60	3,941.00	9,400.00	4,010.00	69.00	0.02
1-4-7491-1130 Overtime Wages	43.37	0.00	0.00	0.00	0.00	0.00	0.00
1-4-7491-1210 E.H.T.	62.90	190.19	90.00	200.00	78.00	-12.00	-0.13
1-4-7491-1220 C.P.P.	41.47	57.27	22.00	100.00	25.00	3.00	0.14
1-4-7491-1230 E.I.	84.70	222.68	75.00	200.00	77.00	2.00	0.03
1-4-7491-1240 W.C.B.	92.91	329.65	112.00	300.00	122.00	10.00	0.09
Total St-Pascal - Salaries and Benefit	**3,481.69**	**10,553.39**	**4,240.00**	**10,200.00**	**4,312.00**	**72.00**	**0.02**
St-Pascal - Materials							
1-4-7493-3070 Building Maintenance	9,167.61	4,568.36	2,500.00	4,500.00	2,500.00	0.00	0.00
1-4-7493-3130 Cleaning Supplies	927.20	1,058.96	1,000.00	1,060.00	1,000.00	0.00	0.00
1-4-7493-3300 Hydro	12,852.76	9,580.70	18,000.00	11,000.00	11,001.00	-6,999.00	-0.39

CITY OF/CITE DE CLARENCE-ROCKLAND

2018 OPERATING BUDGET

For Period Ending 31-Dec-2018

.	CC1	CC2	CC3	2016 YEAR END	2017 YEAR TO DATE	2017 BUDGET	2017 FORECAST	2018 BUDGET	VARIANCE AMOUNT	VARIANCE %
1-4-7493-3653 SOCAN				188.33	188.33	210.00	189.00	210.00	0.00	0.00
1-4-7493-3790 Water				1,157.25	1,453.34	800.00	1,500.00	800.00	0.00	0.00
Total St-Pascal - Materials				**24,293.15**	**16,849.69**	**22,510.00**	**18,249.00**	**15,511.00**	**-6,999.00**	**-0.31**
St-Pascal - Contracted Services										
1-4-7494-4275 Contract - Snow				3,360.00	3,620.43	3,000.00	3,000.00	3,000.00	0.00	0.00
Total St-Pascal - Contracted Services				**3,360.00**	**3,620.43**	**3,000.00**	**3,000.00**	**3,000.00**	**0.00**	**0.00**
Centre Chamberland - Salaries & Benefi										
1-4-7511-1120 Part-time Wages				3,216.43	4,300.51	3,526.00	4,000.00	3,588.00	62.00	0.02
1-4-7511-1210 E.H.T				65.59	83.88	80.00	100.00	70.00	-10.00	-0.13
1-4-7511-1220 C.P.P				83.39	176.89	1.00	100.00	4.00	3.00	3.00
1-4-7511-1230 E.I.				88.50	98.29	67.00	100.00	69.00	2.00	0.03
1-4-7511-1240 W.C.B				95.52	145.86	100.00	100.00	109.00	9.00	0.09
Total Centre Chamberland - Salaries &				**3,549.43**	**4,805.43**	**3,774.00**	**4,400.00**	**3,840.00**	**66.00**	**0.02**
Centre Chamberland - Materials										
1-4-7513-3070 Building Maintenance				856.37	10,988.46	2,000.00	5,200.00	2,000.00	0.00	0.00
1-4-7513-3130 Cleaning Supplies				515.99	530.51	500.00	531.00	500.00	0.00	0.00
1-4-7513-3300 Hydro				2,625.00	2,625.00	2,625.00	2,625.00	2,333.00	-292.00	-0.11
1-4-7513-3490 Natural Gas				1,374.07	1,424.24	1,500.00	1,500.00	1,500.00	0.00	0.00
1-4-7513-3653 SOCAN				188.33	188.33	210.00	189.00	210.00	0.00	0.00
1-4-7513-3790 Water				423.81	962.93	1,000.00	1,000.00	1,000.00	0.00	0.00
Total Centre Chamberland - Materials				**5,983.57**	**16,719.47**	**7,835.00**	**11,045.00**	**7,543.00**	**-292.00**	**-0.04**
Centre Chamberland - Contracts										
1-4-7514-4275 Contract - Snow				2,675.51	3,890.51	1,500.00	3,000.00	1,500.00	0.00	0.00
Total Centre Chamberland - Contracts				**2,675.51**	**3,890.51**	**1,500.00**	**3,000.00**	**1,500.00**	**0.00**	**0.00**
Total COMMUNITY CENTRES				**110,079.90**	**127,697.80**	**113,223.00**	**119,295.00**	**100,968.00**	**-12,255.00**	**-0.11**
CULTURAL FACILITIES										
Gare Bourget Train Station										
1-4-7405-3070 Building Maintenance				498.43	1,648.99	4,000.00	1,521.00	1,280.00	-2,720.00	-0.68
1-4-7405-3300 Hydro				820.76	527.30	2,520.00	1,000.00	960.00	-1,560.00	-0.62
1-4-7405-3430 Mechanical Repairs				0.00	0.00	1,000.00	0.00	500.00	-500.00	-0.50
1-4-7405-3490 Natural Gas				1,252.36	1,513.70	1,600.00	1,600.00	1,600.00	0.00	0.00
1-4-7405-3790 Water				142.50	147.25	200.00	200.00	200.00	0.00	0.00
1-4-7405-4200 Maintenance Contracts				569.85	638.53	1,750.00	1,000.00	1,000.00	-750.00	-0.43
1-4-7405-4660 Other Expenses				0.00	0.00	3,000.00	0.00	3,000.00	0.00	0.00
Total Gare Bourget Train Station				**3,283.90**	**4,475.77**	**14,070.00**	**5,321.00**	**8,540.00**	**-5,530.00**	**-0.39**
Centre des Arts & Culture - Salaries										
1-4-7451-1120 Part-time Wages				0.00	0.00	1,037.00	0.00	1,055.00	18.00	0.02
1-4-7451-1210 E.H.T.				0.00	0.00	24.00	0.00	21.00	-3.00	-0.13
1-4-7451-1220 C.P.P.				0.00	0.00	-119.00	0.00	0.00	119.00	-1.00

CITY OF/CITE DE CLARENCE-ROCKLAND

2018 OPERATING BUDGET

For Period Ending 31-Dec-2018

.	CC1	CC2	CC3	2016 YEAR END	2017 YEAR TO DATE	2017 BUDGET	2017 FORECAST	2018 BUDGET	VARIANCE AMOUNT	VARIANCE %
1-4-7451-1230 E.I.				0.00	0.00	20.00	0.00	20.00	0.00	0.00
1-4-7451-1240 W.C.B.				0.00	0.00	29.00	0.00	32.00	3.00	0.10
Total Centre des Arts & Culture - Sala				**0.00**	**0.00**	**991.00**	**0.00**	**1,128.00**	**137.00**	**0.14**
Centre des Arts & Culture - Materials										
1-4-7453-3070 Building Maintenance				82.59	11,324.93	2,000.00	7,000.00	2,000.00	0.00	0.00
1-4-7453-3300 Hydro				5,772.68	5,940.28	5,250.00	5,800.00	4,667.00	-583.00	-0.11
Total Centre des Arts & Culture - Mate				**5,855.27**	**17,265.21**	**7,250.00**	**12,800.00**	**6,667.00**	**-583.00**	**-0.08**
Museum - Salaries & Benefits										
1-4-7621-1120 Part-time Wages				1,005.52	2,080.37	9,361.00	2,100.00	0.00	-9,361.00	-1.00
1-4-7621-1210 E.H.T.				19.59	40.61	213.00	100.00	0.00	-213.00	-1.00
1-4-7621-1220 C.P.P.				1.73	85.62	285.00	100.00	0.00	-285.00	-1.00
1-4-7621-1230 E.I.				26.46	47.55	179.00	100.00	0.00	-179.00	-1.00
1-4-7621-1240 W.C.B.				28.94	53.55	266.00	100.00	0.00	-266.00	-1.00
Total Museum - Salaries & Benefits				**1,082.24**	**2,307.70**	**10,304.00**	**2,500.00**	**0.00**	**-10,304.00**	**-1.00**
Museum - Materials										
1-4-7623-3005 Advertising				0.00	0.00	1,000.00	0.00	0.00	-1,000.00	-1.00
1-4-7623-3070 Building Maintenance				527.22	4,292.40	2,000.00	4,200.00	2,000.00	0.00	0.00
1-4-7623-3300 Hydro				5,515.25	4,890.89	4,725.00	4,725.00	4,200.00	-525.00	-0.11
1-4-7623-3316 Internet Fees				967.13	1,049.02	840.00	1,000.00	840.00	0.00	0.00
1-4-7623-3450 Mileage				0.00	0.00	200.00	0.00	200.00	0.00	0.00
1-4-7623-3490 Natural Gas				2,604.47	3,004.85	4,000.00	3,500.00	4,000.00	0.00	0.00
1-4-7623-3500 Office supplies				0.00	431.49	500.00	500.00	500.00	0.00	0.00
1-4-7623-3710 Telephone				514.58	637.49	600.00	600.00	600.00	0.00	0.00
1-4-7623-3790 Water				496.22	445.19	800.00	800.00	800.00	0.00	0.00
Total Museum - Materials				**10,624.87**	**14,751.33**	**14,665.00**	**15,325.00**	**13,140.00**	**-1,525.00**	**-0.10**
Museum - Contracts										
1-4-7624-4275 Contracts - Snow				4,256.11	3,252.25	2,000.00	3,000.00	2,000.00	0.00	0.00
Total Museum - Contracts				**4,256.11**	**3,252.25**	**2,000.00**	**3,000.00**	**2,000.00**	**0.00**	**0.00**
Total CULTURAL FACILITIES				**25,102.39**	**42,052.26**	**49,280.00**	**38,946.00**	**31,475.00**	**-17,805.00**	**-0.36**
RECREATION FACILITIES										
Arena - Rockland - Salaries & Benefits										
1-4-7411-1120 Part-time Wages				16,107.28	14,441.05	35,261.00	14,800.00	25,878.00	-9,383.00	-0.27
1-4-7411-1210 E.H.T.				325.07	281.64	803.00	300.00	700.00	-103.00	-0.13
1-4-7411-1220 C.P.P.				601.76	588.85	1,543.00	600.00	1,603.00	60.00	0.04
1-4-7411-1230 E.I.				438.90	329.74	673.00	300.00	692.00	19.00	0.03
1-4-7411-1240 W.C.B.				421.68	484.82	1,001.00	400.00	1,094.00	93.00	0.09
Total Arena - Rockland - Salaries & Be				**17,894.69**	**16,126.10**	**39,281.00**	**16,400.00**	**29,967.00**	**-9,314.00**	**-0.24**
Arena - Rockland - Materials										
1-4-7413-3015 Alarm System				377.55	629.25	600.00	600.00	600.00	0.00	0.00

CITY OF/CITE DE CLARENCE-ROCKLAND

2018 OPERATING BUDGET

For Period Ending 31-Dec-2018

.		CC1	CC2	CC3	2016 YEAR END	2017 YEAR TO DATE	2017 BUDGET	2017 FORECAST	2018 BUDGET	VARIANCE AMOUNT	VARIANCE %
1-4-7413-3070	Building Maintenance				10,301.73	9,948.80	5,000.00	10,000.00	5,000.00	0.00	0.00
1-4-7413-3130	Cleaning Supplies				981.84	2,651.18	3,000.00	3,000.00	3,000.00	0.00	0.00
1-4-7413-3230	First Aid				0.00	0.00	150.00	0.00	150.00	0.00	0.00
1-4-7413-3300	Hydro				42,785.02	38,111.37	52,500.00	37,000.00	46,669.00	-5,831.00	-0.11
1-4-7413-3335	Landscaping Materials				475.00	2,273.49	2,250.00	2,000.00	2,250.00	0.00	0.00
1-4-7413-3430	Mechanical Repairs				3,305.25	7,001.20	4,000.00	7,000.00	4,000.00	0.00	0.00
1-4-7413-3490	Natural Gas				9,642.69	15,861.93	22,000.00	15,000.00	22,000.00	0.00	0.00
1-4-7413-3653	SOCAN				188.33	188.33	210.00	189.00	210.00	0.00	0.00
1-4-7413-3710	Telephone				3,228.16	880.76	2,500.00	1,500.00	2,500.00	0.00	0.00
1-4-7413-3760	Vehicle Repairs	ZAM02			139.80	0.00	0.00	0.00	0.00	0.00	0.00
1-4-7413-3790	Water				1,396.27	2,337.17	2,500.00	2,500.00	2,500.00	0.00	0.00
Total Arena - Rockland - Materials					**72,821.64**	**79,883.48**	**94,710.00**	**78,789.00**	**88,879.00**	**-5,831.00**	**-0.06**
Arena - Rockland - Contracted Services											
1-4-7414-4275	Contract - Snow				11,450.00	12,935.00	8,000.00	11,000.00	8,000.00	0.00	0.00
1-4-7414-4460	Contract - Building Mainte				7,082.37	3,852.41	3,450.00	4,000.00	3,450.00	0.00	0.00
Total Arena - Rockland - Contracted Se					**18,532.37**	**16,787.41**	**11,450.00**	**15,000.00**	**11,450.00**	**0.00**	**0.00**
Arena - Clarence - Salaries & Benefit											
1-4-7421-1120	Part-time Wages				41,622.81	43,525.21	45,811.00	46,300.00	48,197.00	2,386.00	0.05
1-4-7421-1130	Overtime Wages				0.00	130.10	0.00	100.00	0.00	0.00	0.00
1-4-7421-1210	E.H.T.				889.05	851.32	894.00	900.00	940.00	46.00	0.05
1-4-7421-1220	C.P.P.				1,497.91	1,316.71	2,097.00	1,500.00	2,212.00	115.00	0.05
1-4-7421-1230	E.I.				1,182.10	996.99	1,061.00	1,100.00	929.00	-132.00	-0.12
1-4-7421-1240	W.C.B.				1,302.43	1,473.30	1,321.00	1,400.00	1,470.00	149.00	0.11
1-4-7421-1350	Other Remuneration				2,600.00	2,750.00	0.00	2,700.00	0.00	0.00	0.00
Total Arena - Clarence - Salaries & B					**49,094.30**	**51,043.63**	**51,184.00**	**54,000.00**	**53,748.00**	**2,564.00**	**0.05**
Arena - Clarence - Materials											
1-4-7423-3015	Alarm System				811.23	667.42	600.00	700.00	600.00	0.00	0.00
1-4-7423-3060	Boots				1,124.46	1,369.22	1,575.00	1,575.00	0.00	-1,575.00	-1.00
1-4-7423-3070	Building Maintenance				22,953.53	37,244.26	17,000.00	35,000.00	17,000.00	0.00	0.00
1-4-7423-3130	Cleaning Supplies				8,429.53	6,621.76	6,000.00	5,000.00	6,000.00	0.00	0.00
1-4-7423-3230	First Aid				230.40	401.20	200.00	101.00	200.00	0.00	0.00
1-4-7423-3262	Grants to organisations				72,371.77	82,575.92	76,650.00	76,650.00	76,650.00	0.00	0.00
1-4-7423-3300	Hydro				111,401.33	96,268.04	110,250.00	105,496.00	98,005.00	-12,245.00	-0.11
1-4-7423-3335	Landscaping Materials				0.00	700.00	1,000.00	700.00	0.00	-1,000.00	-1.00
1-4-7423-3430	Mechanical Repairs				34,595.57	33,952.77	20,000.00	30,000.00	20,000.00	0.00	0.00
1-4-7423-3440	Meals				40.89	364.75	400.00	365.00	400.00	0.00	0.00
1-4-7423-3490	Natural Gas				5,133.07	5,561.88	6,000.00	5,500.00	6,000.00	0.00	0.00
1-4-7423-3580	Propane				0.00	336.60	0.00	65.00	0.00	0.00	0.00
1-4-7423-3582	Propane - Zamboni				1,614.15	1,682.40	2,600.00	1,800.00	2,600.00	0.00	0.00
1-4-7423-3653	SOCAN				188.33	188.33	210.00	189.00	210.00	0.00	0.00
1-4-7423-3655	Sport Equipment				58.61	3,759.64	350.00	3,760.00	350.00	0.00	0.00
1-4-7423-3710	Telephone				3,435.14	1,795.85	6,700.00	2,000.00	2,000.00	-4,700.00	-0.70
1-4-7423-3755	Uniforms				3,742.98	5,017.04	2,800.00	4,500.00	0.00	-2,800.00	-1.00
1-4-7423-3760	Vehicle Repairs	ZAM02			1,638.09	0.00	0.00	0.00	0.00	0.00	0.00

CITY OF/CITE DE CLARENCE-ROCKLAND

2018 OPERATING BUDGET

For Period Ending 31-Dec-2018

.	CC1	CC2	CC3	2016 YEAR END	2017 YEAR TO DATE	2017 BUDGET	2017 FORECAST	2018 BUDGET	VARIANCE AMOUNT	VARIANCE %
1-4-7423-3790 Water				4,947.36	5,284.53	4,000.00	6,000.00	4,000.00	0.00	0.00
Total Arena - Clarence - Materials				**272,716.44**	**283,791.61**	**256,335.00**	**279,401.00**	**234,015.00**	**-22,320.00**	**-0.09**
Arena - Clarence - Contracted Services										
1-4-7424-4275 Contract - Snow & Landsc				4,840.00	7,117.97	4,000.00	6,000.00	4,000.00	0.00	0.00
1-4-7424-4460 Contract - Building Mainte				10,138.26	7,118.45	8,000.00	6,000.00	8,000.00	0.00	0.00
Total Arena - Clarence - Contracted Se				**14,978.26**	**14,236.42**	**12,000.00**	**12,000.00**	**12,000.00**	**0.00**	**0.00**
Recreational Complex - Materials										
1-4-7433-3070 Building Maintenance				22,276.69	17,797.55	14,500.00	6,000.00	14,500.00	0.00	0.00
1-4-7433-3300 Hydro				4,216.98	3,998.35	2,520.00	3,300.00	2,240.00	-280.00	-0.11
1-4-7433-5520 Others				0.00	3,655.00	0.00	5,000.00	5,000.00	5,000.00	0.00
Total Recreational Complex - Materials				**26,493.67**	**25,450.90**	**17,020.00**	**14,300.00**	**21,740.00**	**4,720.00**	**0.28**
Recreational Complex - Contracts										
1-4-7434-4275 Contract - Snow				87,512.29	53,340.00	55,500.00	60,000.00	65,500.00	10,000.00	0.18
1-4-7434-4290 Contract - Rec. Complex -				120,000.00	120,000.00	0.00	120,000.00	190,000.00	190,000.00	0.00
Total Recreational Complex - Contracts				**207,512.29**	**173,340.00**	**55,500.00**	**180,000.00**	**255,500.00**	**200,000.00**	**3.60**
Arena -Clarence-Rockland - Materials										
1-4-7553-3262 Grants to organisations				122,486.39	135,847.86	125,500.00	125,500.00	125,500.00	0.00	0.00
Total Arena -Clarence-Rockland - Mater				**122,486.39**	**135,847.86**	**125,500.00**	**125,500.00**	**125,500.00**	**0.00**	**0.00**
Total RECREATION FACILITIES				**802,530.05**	**796,507.41**	**662,980.00**	**775,390.00**	**832,799.00**	**169,819.00**	**0.26**
PARKS										
Parks - Salaries & Benefits										
1-4-7251-1120 Part-time Wages				23,316.79	39,870.78	40,124.00	39,300.00	40,826.00	702.00	0.02
1-4-7251-1130 Overtime Wages				3,494.01	77.20	0.00	100.00	0.00	0.00	0.00
1-4-7251-1210 E.H.T.				-2,316.25	779.04	913.00	800.00	796.00	-117.00	-0.13
1-4-7251-1220 C.P.P.				2,401.93	1,720.46	1,779.00	1,700.00	1,848.00	69.00	0.04
1-4-7251-1230 E.I.				1,275.15	912.07	766.00	900.00	787.00	21.00	0.03
1-4-7251-1240 W.C.B.				1,487.55	1,200.23	1,139.00	1,100.00	1,245.00	106.00	0.09
Total Parks - Salaries & Benefits				**29,659.18**	**44,559.78**	**44,721.00**	**43,900.00**	**45,502.00**	**781.00**	**0.02**
Parks - Materials										
1-4-7253-1108 Plan directeur rec loisir				6,429.22	0.00	0.00	0.00	0.00	0.00	0.00
1-4-7253-3070 Building Maintenance				8,254.55	13,771.19	5,500.00	4,500.00	5,500.00	0.00	0.00
1-4-7253-3115 Christmas Decorations - F				625.00	350.51	2,000.00	1,000.00	2,000.00	0.00	0.00
1-4-7253-3215 Equipment rental				11,797.72	22,772.11	16,500.00	21,000.00	33,500.00	17,000.00	1.03
1-4-7253-3220 Equipment Repairs				5,842.85	5,099.29	12,500.00	5,000.00	12,500.00	0.00	0.00
1-4-7253-3300 Hydro				24,135.14	19,275.37	26,520.00	20,000.00	23,574.00	-2,946.00	-0.11
1-4-7253-3320 Insurance - Vehicles				1,023.53	895.48	1,000.00	1,000.00	1,000.00	0.00	0.00
1-4-7253-3335 Landscaping Materials				45,517.62	46,995.59	37,500.00	42,682.00	37,500.00	0.00	0.00
1-4-7253-3540 Playground Equipment Re				73,587.93	63,847.84	70,500.00	50,000.00	65,500.00	-5,000.00	-0.07
1-4-7253-3660 Staff Training				3,653.03	17,026.71	10,000.00	17,027.00	10,000.00	0.00	0.00

CITY OF/CITE DE CLARENCE-ROCKLAND

2018 OPERATING BUDGET

For Period Ending 31-Dec-2018

.	CC1	CC2	CC3	2016 YEAR END	2017 YEAR TO DATE	2017 BUDGET	2017 FORECAST	2018 BUDGET	VARIANCE AMOUNT	VARIANCE %
1-4-7253-3675 Supplies - Maintenance				2,504.64	2,596.84	3,000.00	2,500.00	3,000.00	0.00	0.00
1-4-7253-3790 Water				26,445.41	29,904.54	34,000.00	30,000.00	34,000.00	0.00	0.00
Total Parks - Materials				**209,816.64**	**222,535.47**	**219,020.00**	**194,709.00**	**228,074.00**	**9,054.00**	**0.04**
Parks - Contracted Services										
1-4-7254-4190 Contracts - Grass Mowing				65,150.17	92,038.38	75,000.00	92,050.00	85,000.00	10,000.00	0.13
1-4-7254-4200 Other Maintenance Contra				19,708.18	21,787.93	22,800.00	21,800.00	22,800.00	0.00	0.00
1-4-7254-4275 Contract - Snow				11,725.30	18,357.96	7,800.00	15,000.00	7,800.00	0.00	0.00
Total Parks - Contracted Services				**96,583.65**	**132,184.27**	**105,600.00**	**128,850.00**	**115,600.00**	**10,000.00**	**0.09**
Marina - Salaries & Benefits										
1-4-7441-1120 Part-time Wages				0.00	0.00	2,904.00	0.00	2,955.00	51.00	0.02
1-4-7441-1210 E.H.T.				0.00	0.00	66.00	0.00	58.00	-8.00	-0.12
1-4-7441-1220 C.P.P.				0.00	0.00	-29.00	0.00	0.00	29.00	-1.00
1-4-7441-1230 E.I.				0.00	0.00	55.00	0.00	57.00	2.00	0.04
1-4-7441-1240 W.C.B.				0.00	0.00	82.00	0.00	90.00	8.00	0.10
Total Marina - Salaries & Benefits				**0.00**	**0.00**	**3,078.00**	**0.00**	**3,160.00**	**82.00**	**0.03**
Marina - Materials										
1-4-7443-5520 Others				0.00	0.00	5,000.00	0.00	0.00	-5,000.00	-1.00
Total Marina - Materials				**0.00**	**0.00**	**5,000.00**	**0.00**	**0.00**	**-5,000.00**	**-1.00**
Skating Rink - Materials										
1-4-7463-3300 Hydro				4,412.77	4,424.89	5,250.00	5,250.00	4,667.00	-583.00	-0.11
Total Skating Rink - Materials				**4,412.77**	**4,424.89**	**5,250.00**	**5,250.00**	**4,667.00**	**-583.00**	**-0.11**
Skating Rinks - Contracted Services										
1-4-7464-4275 Contract - Maintenance				23,850.00	17,785.51	24,750.00	17,786.00	20,500.00	-4,250.00	-0.17
Total Skating Rinks - Contracted Servi				**23,850.00**	**17,785.51**	**24,750.00**	**17,786.00**	**20,500.00**	**-4,250.00**	**-0.17**
Total PARKS				**364,322.24**	**421,489.92**	**407,419.00**	**390,495.00**	**417,503.00**	**10,084.00**	**0.02**
Total COMMUNITY SERVICES				**3,170,299.63**	**3,127,378.56**	**3,232,638.00**	**3,036,250.00**	**2,940,803.00**	**-291,835.00**	**-0.09**
Total EXPENSES				**3,170,299.63**	**3,127,378.56**	**3,232,638.00**	**3,036,250.00**	**2,940,803.00**	**-291,835.00**	**-0.09**
Total .				**2,377,317.23**	**2,377,750.82**	**2,694,250.00**	**2,318,934.00**	**2,401,175.00**	**-293,075.00**	**-0.11**

Schedule A
Cité de / City of Clarence-Rockland
2018 Budget

Sommaire garderies / Summary Daycare					
	FIN D'ANNÉE 2016 / 2016 YEAR END	FIN D'ANNÉE 2017 / 2017 YEAR END	BUDGET 2018 / 2018 BUDGET	VARIANCE AMOUNT	VARIANCE %
Revenu / Revenue					
Administration	332,851	316,511	295,500	-21,011	-6.6%
Carrousel	508,008	329,028	0	-329,028	-100.0%
Carrefour Jeunesse	625,920	676,556	1,040,667	364,111	53.8%
St Patrick	278,334	339,372	615,507	276,135	81.4%
Rockland Public	220,286	228,889	216,107	-12,782	-5.6%
St Mathieu	519,202	551,103	657,830	106,727	19.4%
Ste Félicité	494,661	439,319	407,871	-31,448	-7.2%
Sacre Cœur	284,194	297,650	326,249	28,599	9.6%
St Pascal	57,893	64,744	62,459	-2,285	-3.5%
Ste Trinité	1,487,302	1,563,105	1,588,840	25,735	1.6%
Besoins particuliers / Special Needs	209,351	181,872	197,630	15,758	8.7%
Revenu total / Total revenue	**$ 5,018,002**	**$ 4,988,147**	**$ 5,408,660**	**$ 420,513**	**8.4%**
Dépenses / Expenses					
Administration	280,028	340,886	415,996	75,110	22.0%
Carrousel	720,343	497,897	0	-497,897	-100.0%
Carrefour Jeunesse	648,338	789,549	1,005,427	215,878	27.3%
St Patrick	246,861	363,512	588,744	225,232	62.0%
Rockland Public	237,456	248,299	247,605	-694	-0.3%
St Mathieu	491,286	536,345	540,378	4,033	0.8%
Ste Félicité	536,119	518,936	565,214	46,278	8.9%
Sacre Cœur	256,576	289,050	282,807	-6,243	-2.2%
St Pascal	45,366	46,521	48,568	2,047	4.4%
Ste Trinité	1,459,982	1,631,328	1,604,636	-26,692	-1.6%
Besoins particuliers / Special Needs	196,834	176,467	197,630	21,163	12.0%
Dépenses totales / Total expenses	**$ 5,119,191**	**$ 5,438,791**	**$ 5,497,005**	**$ 58,214**	**1.1%**
NET GARDERIES / DAYCARE	**$ 101,188.15**	**$ 450,644.01**	**$ 88,345.00**	**-$ 362,299**	**-80.4%**

CITY OF/CITE DE CLARENCE-ROCKLAND

2018 OPERATING BUDGET

For Period Ending 31-Dec-2018

.	CC1	CC2	CC3	2016 YEAR END	2017 YEAR TO DATE	2017 BUDGET	2017 FORECAST	2018 BUDGET	VARIANCE AMOUNT	VARIANCE %
REVENUES										
DAYCARE										
ADMINISTRATION										
Administration - Daycare										
1-3-6110-0553 Past Due Account Fee				-6,350.00	-7,110.00	-7,000.00	-7,200.00	-7,000.00	0.00	0.00
1-3-6110-0581 Contribution from Reserve				-126,451.00	-2,437.01	0.00	0.00	0.00	0.00	0.00
1-3-6110-0584 Contribution from Develop				0.00	-21,933.13	0.00	0.00	0.00	0.00	0.00
1-3-6110-0736 Other Grants				-426.57	-41,720.29	-3,500.00	-41,424.00	-3,500.00	0.00	0.00
1-3-6110-0742 Subvention Salariale - Mei				-199,623.64	-243,310.21	-285,000.00	-221,707.00	-285,000.00	0.00	0.00
Total Administration - Daycare				**-332,851.21**	**-316,510.64**	**-295,500.00**	**-270,331.00**	**-295,500.00**	**0.00**	**0.00**
Total ADMINISTRATION				**-332,851.21**	**-316,510.64**	**-295,500.00**	**-270,331.00**	**-295,500.00**	**0.00**	**0.00**
CARROUSEL										
Carrousel										
1-3-6120-0723 Frais généraux de fonctior				-46,090.00	-36,541.51	-62,375.00	-36,542.00	0.00	62,375.00	-1.00
1-3-6120-0725 Grant - Human Ressource				0.00	0.00	-1,400.00	0.00	0.00	1,400.00	-1.00
1-3-6120-0730 Daycare Provincial Subsid				-125,018.65	-88,463.25	-118,175.00	-88,463.00	0.00	118,175.00	-1.00
1-3-6120-0735 Other Grants - Daycare				-1,640.95	-91.63	0.00	-92.00	0.00	0.00	0.00
1-3-6120-0750 Daycare Nursery Charge				-334,358.47	-203,361.43	-330,107.00	-203,361.00	0.00	330,107.00	-1.00
1-3-6120-0894 Admin. Charge - New Acc				-900.00	-570.00	0.00	-570.00	0.00	0.00	0.00
Total Carrousel				**-508,008.07**	**-329,027.82**	**-512,057.00**	**-329,028.00**	**0.00**	**512,057.00**	**-1.00**
Total CARROUSEL				**-508,008.07**	**-329,027.82**	**-512,057.00**	**-329,028.00**	**0.00**	**512,057.00**	**-1.00**
CARREFOUR JEUNESSE										
Carrefour-Jeunesse										
1-3-6130-0723 Frais généraux de fonctior				-69,299.00	-96,633.73	-44,100.00	-96,633.00	-99,453.00	-55,353.00	1.26
1-3-6130-0725 Grant - Human Ressource				-2,400.00	-1,400.00	-1,400.00	-1,400.00	-1,862.00	-462.00	0.33
1-3-6130-0730 Daycare Provincial Subsid				-109,115.26	-106,869.71	-163,868.00	-107,065.00	-241,282.00	-77,414.00	0.47
1-3-6130-0735 Other Grants - Daycare				-1,691.63	0.00	0.00	0.00	0.00	0.00	0.00
1-3-6130-0750 Daycare Nursery Charge				-442,453.99	-470,549.01	-484,776.00	-470,549.00	-697,070.00	-212,294.00	0.44
1-3-6130-0894 Admin. Charge - New Acc				-960.00	-1,103.50	-1,000.00	-1,103.00	-1,000.00	0.00	0.00
Total Carrefour-Jeunesse				**-625,919.88**	**-676,555.95**	**-695,144.00**	**-676,750.00**	**-1,040,667.00**	**-345,523.00**	**0.50**
Total CARREFOUR JEUNESSE				**-625,919.88**	**-676,555.95**	**-695,144.00**	**-676,750.00**	**-1,040,667.00**	**-345,523.00**	**0.50**
ST-PATRICK										
St-Patrick										
1-3-6140-0723 Frais généraux de fonctior				-28,930.00	-38,292.46	-18,400.00	-38,292.00	-68,329.00	-49,929.00	2.71
1-3-6140-0725 Grant - Human Ressource				0.00	0.00	-1,400.00	0.00	-2,338.00	-938.00	0.67
1-3-6140-0730 Daycare Provincial Subsid				-76,711.88	-79,449.93	-131,647.00	-79,450.00	-92,155.00	39,492.00	-0.30
1-3-6140-0735 Other Grants - Daycare				-1,600.00	0.00	0.00	0.00	0.00	0.00	0.00
1-3-6140-0750 Daycare Nursery Charge				-170,821.93	-221,269.24	-191,562.00	-221,234.00	-452,085.00	-260,523.00	1.36
1-3-6140-0894 Admin. Charge - New Acc				-270.00	-360.00	-600.00	-300.00	-600.00	0.00	0.00

2018 OPERATING BUDGET

For Period Ending 31-Dec-2018

.	CC1	CC2	CC3	2016 YEAR END	2017 YEAR TO DATE	2017 BUDGET	2017 FORECAST	2018 BUDGET	VARIANCE AMOUNT	VARIANCE %
Total St-Patrick				**-278,333.81**	**-339,371.63**	**-343,609.00**	**-339,276.00**	**-615,507.00**	**-271,898.00**	**0.79**
Total ST-PATRICK				**-278,333.81**	**-339,371.63**	**-343,609.00**	**-339,276.00**	**-615,507.00**	**-271,898.00**	**0.79**
ROCKLAND PUBLIC										
Rockland Public										
1-3-6150-0723 Frais généraux de fonctior				-28,930.00	-34,274.97	-18,400.00	-34,275.00	-38,786.00	-20,386.00	1.11
1-3-6150-0725 Grant - Human Ressource				-3,535.77	0.00	-1,400.00	0.00	-1,400.00	0.00	0.00
1-3-6150-0730 Daycare Provincial Subsid				-40,391.37	-35,072.49	-32,912.00	-35,058.00	-34,385.00	-1,473.00	0.04
1-3-6150-0735 Other Grants - Daycare				-1,600.00	0.00	0.00	0.00	0.00	0.00	0.00
1-3-6150-0750 Daycare Nursery Charge				-145,288.38	-159,271.06	-197,918.00	-159,430.00	-141,136.00	56,782.00	-0.29
1-3-6150-0894 Admin. Charge - New Acc				-540.00	-270.00	-400.00	-300.00	-400.00	0.00	0.00
Total Rockland Public				**-220,285.52**	**-228,888.52**	**-251,030.00**	**-229,063.00**	**-216,107.00**	**34,923.00**	**-0.14**
Total ROCKLAND PUBLIC				**-220,285.52**	**-228,888.52**	**-251,030.00**	**-229,063.00**	**-216,107.00**	**34,923.00**	**-0.14**
ST-MATHIEU										
St-Mathieu - Hammond - Revenues										
1-3-6160-0723 Frais généraux de fonctior				-57,275.00	-76,008.78	-36,450.00	-76,009.00	-64,807.00	-28,357.00	0.78
1-3-6160-0725 Grant - Human Ressource				-2,029.18	-2,010.00	-1,400.00	-2,010.00	-1,400.00	0.00	0.00
1-3-6160-0730 Daycare Provincial Subsid				-67,500.36	-56,825.26	-70,981.00	-56,893.00	-115,100.00	-44,119.00	0.62
1-3-6160-0735 UCPR Grant				-1,600.00	-91.63	0.00	-92.00	0.00	0.00	0.00
1-3-6160-0750 Daycare Nursery Charge				-390,227.80	-415,447.25	-391,981.00	-415,447.00	-475,423.00	-83,442.00	0.21
1-3-6160-0894 Admin. Charge - New Acc				-570.00	-720.00	-1,100.00	-720.00	-1,100.00	0.00	0.00
Total St-Mathieu - Hammond - Revenues				**-519,202.34**	**-551,102.92**	**-501,912.00**	**-551,171.00**	**-657,830.00**	**-155,918.00**	**0.31**
Total ST-MATHIEU				**-519,202.34**	**-551,102.92**	**-501,912.00**	**-551,171.00**	**-657,830.00**	**-155,918.00**	**0.31**
STE-FILICITE										
Ste-Felicite - Revenues										
1-3-6170-0723 Frais généraux de fonctior				-62,619.00	-80,026.26	-39,850.00	-80,026.00	-60,004.00	-20,154.00	0.51
1-3-6170-0725 Grant - Human Ressource				0.00	-2,033.78	-1,400.00	-2,033.00	-1,400.00	0.00	0.00
1-3-6170-0730 Daycare Provincial Subsid				-34,073.15	-20,825.75	-35,975.00	-20,825.00	-49,814.00	-13,839.00	0.38
1-3-6170-0735 Other Grants - UCPR				-1,683.30	-3,567.28	0.00	0.00	0.00	0.00	0.00
1-3-6170-0750 Daycare Nursery Charge				-395,925.76	-332,656.22	-407,032.00	-332,656.00	-295,853.00	111,179.00	-0.27
1-3-6170-0894 Admin. Charge - New Acc				-360.00	-210.00	-800.00	-210.00	-800.00	0.00	0.00
Total Ste-Felicite - Revenues				**-494,661.21**	**-439,319.29**	**-485,057.00**	**-435,750.00**	**-407,871.00**	**77,186.00**	**-0.16**
Total STE-FILICITE				**-494,661.21**	**-439,319.29**	**-485,057.00**	**-435,750.00**	**-407,871.00**	**77,186.00**	**-0.16**
SACRE COEUR										
Sacre Coeur - Bourget - Revenues										
1-3-6180-0723 Frais généraux de fonctior				-44,731.00	-48,024.94	-28,450.00	-48,025.00	-54,369.00	-25,919.00	0.91
1-3-6180-0725 Grant - Human Ressource				0.00	0.00	-700.00	0.00	-700.00	0.00	0.00
1-3-6180-0730 Daycare Provincial Subsid				-30,786.77	-25,054.93	-16,456.00	-25,196.00	-40,556.00	-24,100.00	1.46
1-3-6180-0735 UCPR GRant				-1,600.00	0.00	0.00	0.00	0.00	0.00	0.00

2018 OPERATING BUDGET

For Period Ending 31-Dec-2018

.	CC1	CC2	CC3	2016 YEAR END	2017 YEAR TO DATE	2017 BUDGET	2017 FORECAST	2018 BUDGET	VARIANCE AMOUNT	VARIANCE %
1-3-6180-0750 Daycare Nursery Charge				-206,686.72	-224,089.76	-226,519.00	-224,090.00	-230,324.00	-3,805.00	0.02
1-3-6180-0894 Admin. Charge - New Acc				-390.00	-480.00	-300.00	-500.00	-300.00	0.00	0.00
Total Sacre Coeur - Bourget - Revenues				**-284,194.49**	**-297,649.63**	**-272,425.00**	**-297,811.00**	**-326,249.00**	**-53,824.00**	**0.20**
Total SACRE COEUR				**-284,194.49**	**-297,649.63**	**-272,425.00**	**-297,811.00**	**-326,249.00**	**-53,824.00**	**0.20**
ST-PASCAL										
St-Pascal Daycare - Revenues										
1-3-6190-0723 Frais généraux de fonctior				-13,360.00	-10,576.90	-8,500.00	-10,577.00	-11,988.00	-3,488.00	0.41
1-3-6190-0730 Daycare Provincial Subsid				-9,604.30	-8,288.97	-7,480.00	-8,173.00	-10,580.00	-3,100.00	0.41
1-3-6190-0735 Other Grants				-1,600.00	0.00	0.00	0.00	0.00	0.00	0.00
1-3-6190-0750 Daycare Nursery Charge				-33,269.02	-45,728.29	-35,530.00	-45,728.00	-39,771.00	-4,241.00	0.12
1-3-6190-0894 Admin. Charge - New Acc				-60.00	-150.00	-120.00	-150.00	-120.00	0.00	0.00
Total St-Pascal Daycare - Revenues				**-57,893.32**	**-64,744.16**	**-51,630.00**	**-64,628.00**	**-62,459.00**	**-10,829.00**	**0.21**
Total ST-PASCAL				**-57,893.32**	**-64,744.16**	**-51,630.00**	**-64,628.00**	**-62,459.00**	**-10,829.00**	**0.21**
STE-TRINITE										
Ste-Trinite - Day Care										
1-3-6200-0723 Frais généraux de fonctior				-169,718.00	-171,900.07	-74,975.00	-171,900.00	-194,544.00	-119,569.00	1.59
1-3-6200-0725 Grant Human Ressources				-2,070.83	0.00	-1,400.00	0.00	-1,400.00	0.00	0.00
1-3-6200-0730 Daycare Provincial Subsid				-223,175.26	-254,286.40	-305,958.00	-253,834.00	-277,304.00	28,654.00	-0.09
1-3-6200-0735 Other Grants - Daycare				-1,600.00	-784.00	0.00	0.00	0.00	0.00	0.00
1-3-6200-0750 Daycare Nursery Charge				-1,088,697.62	-1,135,144.56	-1,286,861.00	-1,135,513.00	-1,113,792.00	173,069.00	-0.13
1-3-6200-0894 Admin. Charge - New Acc				-2,040.00	-990.00	-1,800.00	-1,000.00	-1,800.00	0.00	0.00
Total Ste-Trinite - Day Care				**-1,487,301.71**	**-1,563,105.03**	**-1,670,994.00**	**-1,562,247.00**	**-1,588,840.00**	**82,154.00**	**-0.05**
Total STE-TRINITE				**-1,487,301.71**	**-1,563,105.03**	**-1,670,994.00**	**-1,562,247.00**	**-1,588,840.00**	**82,154.00**	**-0.05**
SPECIAL NEEDS										
Auxiliary Services - Revenues										
1-3-6220-0745 Grant - A.E.P.				-209,350.92	-181,871.56	-185,000.00	-185,000.00	-197,630.00	-12,630.00	0.07
Total Auxiliary Services - Revenues				**-209,350.92**	**-181,871.56**	**-185,000.00**	**-185,000.00**	**-197,630.00**	**-12,630.00**	**0.07**
Total SPECIAL NEEDS				**-209,350.92**	**-181,871.56**	**-185,000.00**	**-185,000.00**	**-197,630.00**	**-12,630.00**	**0.07**
Total DAYCARE				**-5,018,002.48**	**-4,988,147.15**	**-5,264,358.00**	**-4,941,055.00**	**-5,408,660.00**	**-144,302.00**	**0.03**
Total REVENUES				**-5,018,002.48**	**-4,988,147.15**	**-5,264,358.00**	**-4,941,055.00**	**-5,408,660.00**	**-144,302.00**	**0.03**
EXPENSES										
DAYCARE										
ADMINISTRATION										
Administration - Salaries & Benefits										
1-4-6111-1100 Regular Salaries				146,309.99	157,479.76	167,593.00	157,500.00	199,869.00	32,276.00	0.19

2018 OPERATING BUDGET

For Period Ending 31-Dec-2018

.	CC1	CC2	CC3	2016 YEAR END	2017 YEAR TO DATE	2017 BUDGET	2017 FORECAST	2018 BUDGET	VARIANCE AMOUNT	VARIANCE %
1-4-6111-1101 Indirect Salaries and Benef				0.00	41,818.00	41,818.00	41,800.00	41,818.00	0.00	0.00
1-4-6111-1110 Accrued Sickleave & Vacat				1,475.34	1,373.89	1,671.00	1,700.00	1,829.00	158.00	0.09
1-4-6111-1120 Part-time Wages				163.66	0.00	0.00	0.00	0.00	0.00	0.00
1-4-6111-1130 Overtime Wages				6,587.12	18,306.20	18,306.00	18,300.00	43,306.00	25,000.00	1.37
1-4-6111-1210 E.H.T.				1,792.27	3,455.43	3,029.00	3,500.00	3,566.00	537.00	0.18
1-4-6111-1220 C.P.P.				5,097.38	6,097.72	6,261.00	6,100.00	7,039.00	778.00	0.12
1-4-6111-1230 E.I.				2,543.04	2,599.35	3,207.00	2,600.00	2,855.00	-352.00	-0.11
1-4-6111-1240 W.C.B.				1,577.30	2,387.40	1,820.00	2,200.00	1,902.00	82.00	0.05
1-4-6111-1250 OMERS				12,269.37	17,146.27	16,265.00	17,100.00	18,147.00	1,882.00	0.12
1-4-6111-1260 Group Insurance				14,771.04	16,545.26	14,331.00	16,500.00	16,600.00	2,269.00	0.16
Total Administration - Salaries & Bene				**192,586.51**	**267,209.28**	**274,301.00**	**267,300.00**	**336,931.00**	**62,630.00**	**0.23**
Administration - Materials										
1-4-6113-3005 Advertising				1,407.94	751.94	2,500.00	752.00	2,500.00	0.00	0.00
1-4-6113-3025 Auditing				1,215.81	712.00	2,500.00	712.00	2,500.00	0.00	0.00
1-4-6113-3160 Conference and Conventic				284.07	0.00	1,000.00	0.00	1,000.00	0.00	0.00
1-4-6113-3282 Health Service				0.00	285.00	0.00	285.00	0.00	0.00	0.00
1-4-6113-3390 Liability Claims				0.00	3,563.42	0.00	3,564.00	0.00	0.00	0.00
1-4-6113-3392 Licences				765.00	885.00	90.00	885.00	1,290.00	1,200.00	13.33
1-4-6113-3435 Membership				787.90	855.48	700.00	855.00	700.00	0.00	0.00
1-4-6113-3440 Meals				155.97	241.17	200.00	245.00	200.00	0.00	0.00
1-4-6113-3450 Mileage				1,900.66	987.79	1,500.00	1,200.00	1,500.00	0.00	0.00
1-4-6113-3500 Office Supplies				2,395.43	31,747.10	3,500.00	7,000.00	3,500.00	0.00	0.00
1-4-6113-3660 Staff Training				2,509.47	4,024.06	4,000.00	4,000.00	8,000.00	4,000.00	1.00
1-4-6113-3675 Supplies				0.00	13,016.55	0.00	12,852.00	0.00	0.00	0.00
1-4-6113-3710 Telephone				1,760.21	2,648.13	5,000.00	3,000.00	5,000.00	0.00	0.00
1-4-6113-3712 Sub. Salariale - $1 / $2				312,643.52	243,310.21	285,000.00	221,707.00	285,000.00	0.00	0.00
1-4-6113-3755 Uniforms				0.00	1,485.88	0.00	3,150.00	3,375.00	3,375.00	0.00
Total Administration - Materials				**325,825.98**	**304,513.73**	**305,990.00**	**260,207.00**	**314,565.00**	**8,575.00**	**0.03**
Administration - Admin. Costs Dist.										
1-4-6118-8800 Daycare Administration Co				-489,137.00	-489,137.00	-489,137.00	-489,137.00	-499,000.00	-9,863.00	0.02
1-4-6118-8900 Admin. Costs Dist. - P.S.				250,753.00	258,300.00	258,300.00	258,300.00	263,500.00	5,200.00	0.02
Total Administration - Admin. Costs Di				**-238,384.00**	**-230,837.00**	**-230,837.00**	**-230,837.00**	**-235,500.00**	**-4,663.00**	**0.02**
Total ADMINISTRATION				**280,028.49**	**340,886.01**	**349,454.00**	**296,670.00**	**415,996.00**	**66,542.00**	**0.19**
CARROUSEL										
Carrousel - Salaries & Benefits										
1-4-6121-1100 Regular Salaries				290,477.39	183,603.87	279,638.00	183,600.00	0.00	-279,638.00	-1.00
1-4-6121-1110 Accrued Sickleave & Vacat				612.72	434.44	2,789.00	2,800.00	0.00	-2,789.00	-1.00
1-4-6121-1120 Part-time Wages				208,163.57	141,531.18	192,673.00	141,500.00	0.00	-192,673.00	-1.00
1-4-6121-1130 Overtime Wages				1,456.50	4,500.87	6,000.00	4,500.00	0.00	-6,000.00	-1.00
1-4-6121-1210 E.H.T.				3,979.08	6,418.71	7,504.00	6,400.00	0.00	-7,504.00	-1.00
1-4-6121-1220 C.P.P.				24,140.28	14,558.99	15,130.00	14,600.00	0.00	-15,130.00	-1.00
1-4-6121-1230 E.I.				13,269.31	7,235.45	9,032.00	7,200.00	0.00	-9,032.00	-1.00
1-4-6121-1240 W.C.B.				6,028.72	6,766.69	5,861.00	6,100.00	0.00	-5,861.00	-1.00

.	CC1 CC2 CC3	2016 YEAR END	2017 YEAR TO DATE	2017 BUDGET	2017 FORECAST	2018 BUDGET	VARIANCE AMOUNT	VARIANCE %
1-4-6121-1250	OMERS	26,260.00	18,145.03	24,560.00	18,100.00	0.00	-24,560.00	-1.00
1-4-6121-1260	Group Insurance	40,448.67	26,990.85	32,200.00	27,000.00	0.00	-32,200.00	-1.00
Total Carrousel - Salaries & Benefits		**614,836.24**	**410,186.08**	**575,387.00**	**411,800.00**	**0.00**	**-575,387.00**	**-1.00**
Carrousel - Materials								
1-4-6123-3015	Alarm System	1,401.25	2,294.72	200.00	2,252.00	0.00	-200.00	-1.00
1-4-6123-3070	Building Maintenance	2,505.61	2,099.37	5,000.00	2,099.00	0.00	-5,000.00	-1.00
1-4-6123-3130	Cleaning Supplies	4,828.75	2,938.55	5,000.00	2,938.00	0.00	-5,000.00	-1.00
1-4-6123-3185	Daycare Program Supplies	5,578.23	2,828.36	3,000.00	2,741.00	0.00	-3,000.00	-1.00
1-4-6123-3233	Field Trips	838.84	851.72	1,000.00	852.00	0.00	-1,000.00	-1.00
1-4-6123-3235	Food Supplies	25,942.23	15,931.85	32,000.00	15,932.00	0.00	-32,000.00	-1.00
1-4-6123-3300	Hydro	15,723.11	15,197.32	12,600.00	14,500.00	0.00	-12,600.00	-1.00
1-4-6123-3325	Insurance - Buildings	2,194.73	2,163.52	2,500.00	2,164.00	0.00	-2,500.00	-1.00
1-4-6123-3390	Liability Claims	100.00	0.00	0.00	0.00	0.00	0.00	0.00
1-4-6123-3392	Licences	0.00	0.00	425.00	0.00	0.00	-425.00	-1.00
1-4-6123-3430	Mechanical Repairs	292.69	0.00	2,000.00	0.00	0.00	-2,000.00	-1.00
1-4-6123-3490	Natural Gas	1,639.41	1,711.13	2,600.00	1,800.00	0.00	-2,600.00	-1.00
1-4-6123-3653	SOCAN	96.17	96.17	110.00	97.00	0.00	-110.00	-1.00
1-4-6123-3790	Water	2,267.26	1,896.68	3,500.00	1,897.00	0.00	-3,500.00	-1.00
Total Carrousel - Materials		**63,408.28**	**48,009.39**	**69,935.00**	**47,272.00**	**0.00**	**-69,935.00**	**-1.00**
Carrousel - Contracted Services								
1-4-6124-4180	Maintenance Contract	6,015.55	2,826.57	6,000.00	2,826.00	0.00	-6,000.00	-1.00
Total Carrousel - Contracted Services		**6,015.55**	**2,826.57**	**6,000.00**	**2,826.00**	**0.00**	**-6,000.00**	**-1.00**
Caroussel - Admin. Costs Dist.								
1-4-6128-8800	Daycare Administration Cc	36,083.00	36,083.00	36,083.00	36,083.00	0.00	-36,083.00	-1.00
Total Caroussel - Admin. Costs Dist.		**36,083.00**	**36,083.00**	**36,083.00**	**36,083.00**	**0.00**	**-36,083.00**	**-1.00**
Total CARROUSEL		**720,343.07**	**497,105.04**	**687,405.00**	**497,981.00**	**0.00**	**-687,405.00**	**-1.00**
CARREFOUR JEUNESSE								
Carrefour-Jeunesse - Salaries & Ben.								
1-4-6131-1100	Regular Salaries	295,779.83	358,647.85	418,977.00	358,600.00	534,567.00	115,590.00	0.28
1-4-6131-1110	Accrued Sickleave & Vacat	5,025.52	8,954.76	4,178.00	5,600.00	5,346.00	1,168.00	0.28
1-4-6131-1120	Part-time Wages	138,380.34	168,746.86	101,244.00	170,200.00	168,130.00	66,886.00	0.66
1-4-6131-1130	Overtime Wages	3,258.12	13,001.99	1,000.00	13,100.00	3,000.00	2,000.00	2.00
1-4-6131-1210	E.H.T.	2,843.40	10,710.74	10,514.00	10,700.00	13,582.00	3,068.00	0.29
1-4-6131-1220	C.P.P.	20,899.70	23,989.79	21,350.00	24,000.00	30,560.00	9,210.00	0.43
1-4-6131-1230	E.I.	11,455.66	11,357.82	9,952.00	11,400.00	13,305.00	3,353.00	0.34
1-4-6131-1240	W.C.B.	5,217.27	6,316.64	6,383.00	5,700.00	7,244.00	861.00	0.13
1-4-6131-1250	OMERS	27,262.05	33,431.29	36,845.00	33,400.00	48,233.00	11,388.00	0.31
1-4-6131-1260	Group Insurance	40,305.10	55,257.32	39,582.00	55,600.00	57,556.00	17,974.00	0.45
Total Carrefour-Jeunesse - Salaries &		**550,426.99**	**690,415.06**	**650,025.00**	**688,300.00**	**881,523.00**	**231,498.00**	**0.36**
Carrefour-Jeunesse - Materials								

.	CC1 CC2 CC3	2016 YEAR END	2017 YEAR TO DATE	2017 BUDGET	2017 FORECAST	2018 BUDGET	VARIANCE AMOUNT	VARIANCE %
1-4-6133-3070	Building Maintenance	321.19	1,224.45	2,000.00	800.00	2,000.00	0.00	0.00
1-4-6133-3185	Daycare Program Supplies	6,685.93	5,743.09	3,000.00	5,000.00	4,000.00	1,000.00	0.33
1-4-6133-3233	Field Trips	4,780.08	3,569.53	6,000.00	3,600.00	4,000.00	-2,000.00	-0.33
1-4-6133-3235	Food Supplies	15,727.46	19,382.54	18,000.00	18,000.00	28,560.00	10,560.00	0.59
1-4-6133-3316	Internet Fees	610.56	610.56	850.00	850.00	850.00	0.00	0.00
1-4-6133-3325	Insurance - Buildings	877.90	865.41	1,000.00	866.00	1,000.00	0.00	0.00
1-4-6133-3392	Licences	0.00	0.00	0.00	0.00	140.00	140.00	0.00
1-4-6133-3609	Rent	2,158.00	998.59	3,000.00	2,500.00	3,000.00	0.00	0.00
1-4-6133-3653	SOCAN	96.17	96.17	110.00	97.00	110.00	0.00	0.00
1-4-6133-3710	Telephone	1,025.04	1,014.21	1,100.00	1,100.00	1,100.00	0.00	0.00
Total Carrefour-Jeunesse - Materials		**32,282.33**	**33,504.55**	**35,060.00**	**32,813.00**	**44,760.00**	**9,700.00**	**0.28**
Carrefour-Jeun. - Admin. Costs Dist.								
1-4-6138-8800	Daycare Administration Cc	65,629.00	65,629.00	65,629.00	65,629.00	79,144.00	13,515.00	0.21
Total Carrefour-Jeun. - Admin. Costs D		**65,629.00**	**65,629.00**	**65,629.00**	**65,629.00**	**79,144.00**	**13,515.00**	**0.21**
Total CARREFOUR JEUNESSE		**648,338.32**	**789,548.61**	**750,714.00**	**786,742.00**	**1,005,427.00**	**254,713.00**	**0.34**
ST-PATRICK								
St-Patrick - Salaries & Benefits								
1-4-6141-1100	Regular Salaries	104,150.49	129,473.21	92,609.00	129,500.00	233,770.00	141,161.00	1.52
1-4-6141-1110	Accrued Sickleave & Vacat	1,822.60	821.63	923.00	900.00	2,338.00	1,415.00	1.53
1-4-6141-1120	Part-time Wages	51,523.50	114,956.59	40,291.00	115,500.00	162,598.00	122,307.00	3.04
1-4-6141-1130	Overtime Wages	879.74	6,976.05	1,000.00	7,000.00	5,000.00	4,000.00	4.00
1-4-6141-1210	E.H.T.	383.10	4,946.56	3,029.00	4,900.00	7,672.00	4,643.00	1.53
1-4-6141-1220	C.P.P.	7,459.07	10,929.10	5,955.00	10,900.00	16,529.00	10,574.00	1.78
1-4-6141-1230	E.I.	4,113.42	5,357.51	2,542.00	5,400.00	7,582.00	5,040.00	1.98
1-4-6141-1240	W.C.B.	1,903.13	2,916.69	1,443.00	2,600.00	4,092.00	2,649.00	1.84
1-4-6141-1250	OMERS	9,192.95	12,496.37	8,134.00	12,500.00	21,039.00	12,905.00	1.59
1-4-6141-1260	Group Insurance	11,328.12	18,045.65	9,505.00	18,000.00	25,483.00	15,978.00	1.68
Total St-Patrick - Salaries & Benefits		**192,756.12**	**306,919.36**	**165,431.00**	**307,200.00**	**486,103.00**	**320,672.00**	**1.94**
St-Patrick - Materials								
1-4-6143-3070	Building Maintenance	98.01	1,483.52	1,000.00	1,173.00	1,000.00	0.00	0.00
1-4-6143-3185	Daycare Program Supplies	5,379.56	3,606.52	3,000.00	3,492.00	3,500.00	500.00	0.17
1-4-6143-3233	Field trips	3,776.23	4,455.93	5,000.00	4,456.00	4,500.00	-500.00	-0.10
1-4-6143-3235	Food Supplies	7,116.58	9,201.98	8,000.00	8,000.00	29,440.00	21,440.00	2.68
1-4-6143-3316	Internet Fees	793.44	793.44	850.00	850.00	850.00	0.00	0.00
1-4-6143-3325	Insurance - Buildings	790.11	778.87	900.00	780.00	900.00	0.00	0.00
1-4-6143-3392	Licences	0.00	0.00	0.00	0.00	285.00	285.00	0.00
1-4-6143-3609	Rent	2,417.40	2,539.80	3,000.00	2,540.00	3,000.00	0.00	0.00
1-4-6143-3653	SOCAN	96.17	96.17	110.00	97.00	110.00	0.00	0.00
1-4-6143-3710	Telephone	1,015.66	1,014.76	1,100.00	1,100.00	1,100.00	0.00	0.00
Total St-Patrick - Materials		**21,483.16**	**23,970.99**	**22,960.00**	**22,488.00**	**44,685.00**	**21,725.00**	**0.95**
St-Patrick - Admin. Costs Dist.								

.	CC1	CC2	CC3	2016 YEAR END	2017 YEAR TO DATE	2017 BUDGET	2017 FORECAST	2018 BUDGET	VARIANCE AMOUNT	VARIANCE %
1-4-6148-8800 Daycare Administration Cc				32,622.00	32,622.00	32,622.00	32,622.00	57,956.00	25,334.00	0.78
Total St-Patrick - Admin. Costs Dist.				**32,622.00**	**32,622.00**	**32,622.00**	**32,622.00**	**57,956.00**	**25,334.00**	**0.78**
Total ST-PATRICK				**246,861.28**	**363,512.35**	**221,013.00**	**362,310.00**	**588,744.00**	**367,731.00**	**1.66**
ROCKLAND PUBLIC										
Rockland Public - Salaries & Benefits										
1-4-6151-1100 Regular Salaries				91,482.98	93,212.53	92,636.00	93,200.00	103,737.00	11,101.00	0.12
1-4-6151-1110 Accrued Sickleave & Vacat				530.64	481.40	924.00	900.00	1,037.00	113.00	0.12
1-4-6151-1120 Part-time Wages				48,264.62	57,873.18	46,954.00	57,800.00	51,179.00	4,225.00	0.09
1-4-6151-1130 Overtime Wages				420.36	4,711.72	1,000.00	4,700.00	1,000.00	0.00	0.00
1-4-6151-1210 E.H.T.				891.16	3,013.13	3,182.00	3,000.00	2,965.00	-217.00	-0.07
1-4-6151-1220 C.P.P.				6,672.42	6,799.11	6,280.00	6,800.00	6,660.00	380.00	0.06
1-4-6151-1230 E.I.				3,676.25	3,292.52	2,670.00	3,300.00	2,929.00	259.00	0.10
1-4-6151-1240 W.C.B.				1,672.02	1,777.51	1,515.00	1,600.00	1,581.00	66.00	0.04
1-4-6151-1250 OMERS				8,484.36	8,342.38	8,136.00	8,300.00	9,336.00	1,200.00	0.15
1-4-6151-1260 Group Insurance				14,280.75	12,832.00	10,702.00	12,800.00	12,021.00	1,319.00	0.12
Total Rockland Public - Salaries & Ben				**176,375.56**	**192,335.48**	**173,999.00**	**192,400.00**	**192,445.00**	**18,446.00**	**0.11**
Rockland Public - Materials										
1-4-6153-3070 Building Maintenance				180.00	350.00	1,000.00	350.00	1,000.00	0.00	0.00
1-4-6153-3185 Daycare Program Supplies				8,348.11	1,988.75	3,000.00	1,915.00	2,500.00	-500.00	-0.17
1-4-6153-3233 Field trips				3,671.83	3,588.94	5,000.00	3,600.00	3,500.00	-1,500.00	-0.30
1-4-6153-3235 Food Supplies				8,080.17	8,672.13	8,000.00	8,500.00	8,000.00	0.00	0.00
1-4-6153-3316 Internet Fees				671.64	671.64	850.00	850.00	850.00	0.00	0.00
1-4-6153-3325 Insurance				614.53	605.78	700.00	606.00	700.00	0.00	0.00
1-4-6153-3609 Rent				4,947.03	5,380.46	3,700.00	5,381.00	3,700.00	0.00	0.00
1-4-6153-3653 SOCAN				96.17	96.17	110.00	97.00	110.00	0.00	0.00
1-4-6153-3710 Telephone				1,849.21	1,987.54	1,500.00	2,200.00	1,500.00	0.00	0.00
Total Rockland Public - Materials				**28,458.69**	**23,341.41**	**23,860.00**	**23,499.00**	**21,860.00**	**-2,000.00**	**-0.08**
Rockland Public - Admin. Costs Dist.										
1-4-6158-8800 Daycare Administration Cc				32,622.00	32,622.00	32,622.00	32,622.00	33,300.00	678.00	0.02
Total Rockland Public - Admin. Costs D				**32,622.00**	**32,622.00**	**32,622.00**	**32,622.00**	**33,300.00**	**678.00**	**0.02**
Total ROCKLAND PUBLIC				**237,456.25**	**248,298.89**	**230,481.00**	**248,521.00**	**247,605.00**	**17,124.00**	**0.07**
ST-MATHIEU										
St-Mathieu - Salaries & Ben.										
1-4-6161-1100 Regular Salaries				173,035.63	193,579.40	192,187.00	193,600.00	245,425.00	53,238.00	0.28
1-4-6161-1110 Accrued Sickleave & Vacat				2,125.14	2,008.99	1,917.00	1,900.00	2,454.00	537.00	0.28
1-4-6161-1120 Part-time Wages				172,944.76	187,040.23	129,137.00	188,000.00	136,765.00	7,628.00	0.06
1-4-6161-1130 Overtime Wages				723.92	4,502.14	1,000.00	4,500.00	1,000.00	0.00	0.00
1-4-6161-1210 E.H.T.				1,948.09	7,556.23	5,509.00	7,600.00	7,348.00	1,839.00	0.33
1-4-6161-1220 C.P.P.				16,350.84	17,039.73	11,213.00	17,000.00	16,228.00	5,015.00	0.45
1-4-6161-1230 E.I.				9,272.21	8,295.45	6,145.00	8,300.00	7,261.00	1,116.00	0.18

.	CC1 CC2 CC3	2016 YEAR END	2017 YEAR TO DATE	2017 BUDGET	2017 FORECAST	2018 BUDGET	VARIANCE AMOUNT	VARIANCE %
1-4-6161-1240	W.C.B.	4,124.88	4,467.57	4,186.00	4,000.00	3,919.00	-267.00	-0.06
1-4-6161-1250	OMERS	16,140.06	17,828.52	16,879.00	17,800.00	22,088.00	5,209.00	0.31
1-4-6161-1260	Group Insurance	22,476.74	23,590.18	19,998.00	23,600.00	25,410.00	5,412.00	0.27
Total St-Mathieu - Salaries & Ben.		**419,142.27**	**465,908.44**	**388,171.00**	**466,300.00**	**467,898.00**	**79,727.00**	**0.21**
St-Mathieu - Materials								
1-4-6163-3070	Building Maintenance	238.99	46.93	1,000.00	0.00	1,000.00	0.00	0.00
1-4-6163-3185	Daycare Program Supplies	5,641.54	1,694.10	3,000.00	1,439.00	3,000.00	0.00	0.00
1-4-6163-3212	Equipment	0.00	61.73	0.00	62.00	0.00	0.00	0.00
1-4-6163-3233	Field trips	2,860.26	3,992.84	5,000.00	4,000.00	4,000.00	-1,000.00	-0.20
1-4-6163-3235	Food Supplies	15,356.46	16,629.45	15,000.00	16,000.00	15,000.00	0.00	0.00
1-4-6163-3316	Internet Fees	671.64	671.65	850.00	850.00	850.00	0.00	0.00
1-4-6163-3325	Insurance	1,053.47	1,038.49	1,200.00	1,039.00	1,200.00	0.00	0.00
1-4-6163-3609	Rent	1,288.00	1,288.00	1,500.00	1,288.00	1,500.00	0.00	0.00
1-4-6163-3653	SOCAN	96.17	96.17	110.00	97.00	110.00	0.00	0.00
1-4-6163-3710	Telephone	1,236.17	1,216.03	1,320.00	1,320.00	1,320.00	0.00	0.00
Total St-Mathieu - Materials		**28,442.70**	**26,735.39**	**28,980.00**	**26,095.00**	**27,980.00**	**-1,000.00**	**-0.03**
St-Mathieu - Admin. Costs Dist.								
1-4-6168-8800	Daycare Administration Cc	43,701.00	43,701.00	43,701.00	43,701.00	44,500.00	799.00	0.02
Total St-Mathieu - Admin. Costs Dist.		**43,701.00**	**43,701.00**	**43,701.00**	**43,701.00**	**44,500.00**	**799.00**	**0.02**
Total ST-MATHIEU		**491,285.97**	**536,344.83**	**460,852.00**	**536,096.00**	**540,378.00**	**79,526.00**	**0.17**
STE-FILICITE								
Ste-Felicite - Salaries & Ben.								
1-4-6171-1100	Regular Salaries	204,832.66	220,903.74	245,050.00	220,900.00	250,818.00	5,768.00	0.02
1-4-6171-1110	Accrued Sickleave & Vacat	941.16	682.66	2,444.00	2,400.00	2,508.00	64.00	0.03
1-4-6171-1120	Part-time Wages	168,419.46	129,656.14	139,675.00	129,700.00	142,548.00	2,873.00	0.02
1-4-6171-1130	Overtime Wages	691.28	5,035.21	1,000.00	5,000.00	1,000.00	0.00	0.00
1-4-6171-1210	E.H.T.	1,806.38	6,959.18	6,715.00	7,000.00	7,671.00	956.00	0.14
1-4-6171-1220	C.P.P.	17,532.05	15,682.01	13,616.00	15,700.00	16,873.00	3,257.00	0.24
1-4-6171-1230	E.I.	10,083.49	7,539.86	7,358.00	7,500.00	7,579.00	221.00	0.03
1-4-6171-1240	W.C.B.	4,424.21	4,105.00	4,176.00	3,700.00	4,091.00	-85.00	-0.02
1-4-6171-1250	OMERS	18,403.83	21,857.26	21,522.00	21,900.00	22,574.00	1,052.00	0.05
1-4-6171-1260	Group Insurance	26,717.34	26,193.16	21,051.00	26,200.00	23,172.00	2,121.00	0.10
Total Ste-Felicite - Salaries & Ben.		**453,851.86**	**438,614.22**	**462,607.00**	**440,000.00**	**478,834.00**	**16,227.00**	**0.04**
Ste-Felicite - Materials								
1-4-6173-3070	Building Maintenance	486.09	2,844.45	1,500.00	2,700.00	1,500.00	0.00	0.00
1-4-6173-3185	Daycare Program Supplies	4,431.72	3,534.00	3,000.00	3,413.00	3,000.00	0.00	0.00
1-4-6173-3212	Equipment	0.00	99.00	0.00	99.00	0.00	0.00	0.00
1-4-6173-3233	Field trips	3,625.80	3,068.23	5,000.00	3,070.00	3,500.00	-1,500.00	-0.30
1-4-6173-3235	Food Supplies	16,960.82	14,048.06	20,000.00	15,000.00	20,000.00	0.00	0.00
1-4-6173-3316	Internet Fees	671.64	671.64	850.00	850.00	850.00	0.00	0.00
1-4-6173-3325	Insurance	965.68	951.95	1,100.00	952.00	1,100.00	0.00	0.00

2018 OPERATING BUDGET

For Period Ending 31-Dec-2018

. CC1 CC2 CC3	2016 YEAR END	2017 YEAR TO DATE	2017 BUDGET	2017 FORECAST	2018 BUDGET	VARIANCE AMOUNT	VARIANCE %
1-4-6173-3609 Rent	800.00	800.00	800.00	800.00	800.00	0.00	0.00
1-4-6173-3653 SOCAN	96.17	96.17	110.00	97.00	110.00	0.00	0.00
1-4-6173-3710 Telephone	1,141.32	1,120.48	1,320.00	1,320.00	1,320.00	0.00	0.00
Total Ste-Felicite - Materials	**29,179.24**	**27,233.98**	**33,680.00**	**28,301.00**	**32,180.00**	**-1,500.00**	**-0.04**
Ste-Felicite - Admin. Costs Dist.							
1-4-6178-8800 Daycare Administration Cc	53,088.00	53,088.00	53,088.00	53,088.00	54,200.00	1,112.00	0.02
Total Ste-Felicite - Admin. Costs Dist	**53,088.00**	**53,088.00**	**53,088.00**	**53,088.00**	**54,200.00**	**1,112.00**	**0.02**
Total STE-FILICITE	**536,119.10**	**518,936.20**	**549,375.00**	**521,389.00**	**565,214.00**	**15,839.00**	**0.03**
SACRE COEUR							
Sacre-Coeur - Bourget - Salaries							
1-4-6181-1100 Regular Salaries	84,644.89	107,905.66	101,635.00	107,900.00	103,737.00	2,102.00	0.02
1-4-6181-1110 Accrued Sickleave & Vacat	637.25	564.76	1,014.00	1,000.00	1,037.00	23.00	0.02
1-4-6181-1120 Part-time Wages	83,893.23	78,827.93	79,549.00	79,400.00	86,863.00	7,314.00	0.09
1-4-6181-1130 Overtime Wages	302.58	3,350.07	0.00	3,400.00	0.00	0.00	0.00
1-4-6181-1210 E.H.T.	887.02	3,724.41	3,444.00	3,700.00	3,607.00	163.00	0.05
1-4-6181-1220 C.P.P.	7,866.31	8,195.83	7,145.00	8,200.00	7,770.00	625.00	0.09
1-4-6181-1230 E.I.	4,512.84	4,067.93	3,465.00	4,100.00	3,563.00	98.00	0.03
1-4-6181-1240 W.C.B.	2,011.80	2,197.07	1,966.00	2,000.00	1,924.00	-42.00	-0.02
1-4-6181-1250 OMERS	8,013.76	10,277.14	8,926.00	10,300.00	9,336.00	410.00	0.05
1-4-6181-1260 Group Insurance	9,228.46	15,047.40	9,407.00	15,000.00	10,190.00	783.00	0.08
Total Sacre-Coeur - Bourget - Salaries	**201,998.14**	**234,158.20**	**216,551.00**	**235,000.00**	**228,027.00**	**11,476.00**	**0.05**
Sacre-Coeur - Bourget - Materials							
1-4-6183-3070 Building Maintenance	706.94	774.99	1,000.00	775.00	1,000.00	0.00	0.00
1-4-6183-3185 Daycare Program Supplies	4,005.40	3,513.48	3,000.00	3,514.00	3,500.00	500.00	0.17
1-4-6183-3233 Field Trips	3,437.43	4,198.73	6,000.00	4,200.00	3,500.00	-2,500.00	-0.42
1-4-6183-3235 Food Supplies	8,955.05	8,719.83	9,000.00	8,500.00	9,000.00	0.00	0.00
1-4-6183-3316 Internet Fees	873.00	873.00	850.00	850.00	850.00	0.00	0.00
1-4-6183-3325 Insurance	877.90	865.41	1,000.00	866.00	1,000.00	0.00	0.00
1-4-6183-3653 SOCAN	96.17	96.17	130.00	97.00	130.00	0.00	0.00
1-4-6183-3710 Telephone	2,004.03	2,228.68	1,500.00	2,200.00	1,500.00	0.00	0.00
Total Sacre-Coeur - Bourget - Material	**20,955.92**	**21,270.29**	**22,480.00**	**21,002.00**	**20,480.00**	**-2,000.00**	**-0.09**
Sacre-Coeur - Bourget - Admin. Cost Di							
1-4-6188-8800 Daycare Administration Cc	33,622.00	33,622.00	33,622.00	33,622.00	34,300.00	678.00	0.02
Total Sacre-Coeur - Bourget - Admin. C	**33,622.00**	**33,622.00**	**33,622.00**	**33,622.00**	**34,300.00**	**678.00**	**0.02**
Total SACRE COEUR	**256,576.06**	**289,050.49**	**272,653.00**	**289,624.00**	**282,807.00**	**10,154.00**	**0.04**
ST-PASCAL							
St-Pascal - Salaries & Benefits							
1-4-6191-1100 Regular Salaries	-82.00	0.00	0.00	0.00	0.00	0.00	0.00
1-4-6191-1120 Part-time Wages	27,746.65	30,468.43	26,158.00	30,500.00	27,688.00	1,530.00	0.06

2018 OPERATING BUDGET

For Period Ending 31-Dec-2018

.	CC1	CC2	CC3	2016 YEAR END	2017 YEAR TO DATE	2017 BUDGET	2017 FORECAST	2018 BUDGET	VARIANCE AMOUNT	VARIANCE %
1-4-6191-1210 E.H.T.				457.72	594.14	595.00	600.00	519.00	-76.00	-0.13
1-4-6191-1220 C.P.P.				1,240.13	1,275.54	1,101.00	1,300.00	971.00	-130.00	-0.12
1-4-6191-1230 E.I.				739.16	695.74	500.00	700.00	513.00	13.00	0.03
1-4-6191-1240 W.C.B				309.61	350.40	284.00	300.00	277.00	-7.00	-0.02
Total St-Pascal - Salaries & Benefits				**30,411.27**	**33,384.25**	**28,638.00**	**33,400.00**	**29,968.00**	**1,330.00**	**0.05**
St-Pascal - Materials										
1-4-6193-3070 Building Maintenance				1,435.00	0.00	300.00	0.00	300.00	0.00	0.00
1-4-6193-3185 Daycare Program Supplies				802.06	507.66	1,000.00	500.00	6,000.00	5,000.00	5.00
1-4-6193-3235 Food Supplies				2,559.38	2,472.99	2,000.00	2,400.00	2,000.00	0.00	0.00
1-4-6193-3325 Insurance				175.58	173.08	200.00	174.00	200.00	0.00	0.00
1-4-6193-3653 SOCAN				96.17	96.17	0.00	97.00	0.00	0.00	0.00
Total St-Pascal - Materials				**5,068.19**	**3,249.90**	**3,500.00**	**3,171.00**	**8,500.00**	**5,000.00**	**1.43**
St-Pascal - Admin Costs Dist.										
1-4-6198-8800 Daycare Administration Cc				9,887.00	9,887.00	9,887.00	9,887.00	10,100.00	213.00	0.02
Total St-Pascal - Admin Costs Dist.				**9,887.00**	**9,887.00**	**9,887.00**	**9,887.00**	**10,100.00**	**213.00**	**0.02**
Total ST-PASCAL				**45,366.46**	**46,521.15**	**42,025.00**	**46,458.00**	**48,568.00**	**6,543.00**	**0.16**
STE-TRINITE										
Ste-Trinite - Salaries and Ben										
1-4-6201-1100 Regular Salaries				603,495.66	611,339.06	687,484.00	611,300.00	772,464.00	84,980.00	0.12
1-4-6201-1110 Accrued Sickleave & Vacat				8,012.92	5,870.97	6,856.00	6,900.00	7,725.00	869.00	0.13
1-4-6201-1120 Part-time Wages				386,049.63	507,656.15	300,910.00	508,300.00	324,553.00	23,643.00	0.08
1-4-6201-1130 Overtime Wages				4,103.49	16,479.75	4,500.00	16,500.00	4,500.00	0.00	0.00
1-4-6201-1210 E.H.T.				6,110.74	22,265.39	16,638.00	22,300.00	21,081.00	4,443.00	0.27
1-4-6201-1220 C.P.P.				46,875.59	49,633.29	33,400.00	49,600.00	46,995.00	13,595.00	0.41
1-4-6201-1230 E.I.				26,546.45	24,288.33	18,905.00	24,300.00	20,717.00	1,812.00	0.10
1-4-6201-1240 W.C.B.				11,818.30	13,134.20	12,357.00	11,900.00	11,243.00	-1,114.00	-0.09
1-4-6201-1250 OMERS				52,733.08	58,121.39	60,427.00	58,100.00	69,643.00	9,216.00	0.15
1-4-6201-1260 Group Insurance				75,110.26	81,104.13	71,897.00	81,100.00	76,695.00	4,798.00	0.07
Total Ste-Trinite - Salaries and Ben				**1,220,856.12**	**1,389,892.66**	**1,213,374.00**	**1,390,300.00**	**1,355,616.00**	**142,242.00**	**0.12**
Ste-Trinite - Materials										
1-4-6203-3070 Building Maintenance				816.85	805.60	1,500.00	806.00	1,500.00	0.00	0.00
1-4-6203-3185 Daycare Program Supplies				9,686.14	9,166.33	10,000.00	8,615.00	8,500.00	-1,500.00	-0.15
1-4-6203-3233 Field Trips				6,366.60	6,429.37	10,000.00	6,430.00	7,000.00	-3,000.00	-0.30
1-4-6203-3235 Food Supplies				35,552.60	38,163.41	40,000.00	37,500.00	40,000.00	0.00	0.00
1-4-6203-3316 Internet Fees				793.68	793.68	850.00	850.00	850.00	0.00	0.00
1-4-6203-3325 Insurance - Buildings				1,316.84	1,298.11	1,500.00	1,299.00	1,500.00	0.00	0.00
1-4-6203-3609 Rent				1,316.00	1,316.00	2,500.00	1,317.00	2,500.00	0.00	0.00
1-4-6203-3653 SOCAN				94.51	94.51	110.00	95.00	110.00	0.00	0.00
1-4-6203-3710 Telephone				1,299.66	1,485.50	1,560.00	1,560.00	1,560.00	0.00	0.00
Total Ste-Trinite - Materials				**57,242.88**	**59,552.51**	**68,020.00**	**58,472.00**	**63,520.00**	**-4,500.00**	**-0.07**

CITY OF/CITE DE CLARENCE-ROCKLAND

2018 OPERATING BUDGET

For Period Ending 31-Dec-2018

.	CC1	CC2	CC3	2016 YEAR END	2017 YEAR TO DATE	2017 BUDGET	2017 FORECAST	2018 BUDGET	VARIANCE AMOUNT	VARIANCE %
Ste-Trinite - Contracted Services										
1-4-6204-8800 Daycare Administration Cc				181,883.00	181,883.00	181,883.00	181,883.00	185,500.00	3,617.00	0.02
Total Ste-Trinite - Contracted Service				**181,883.00**	**181,883.00**	**181,883.00**	**181,883.00**	**185,500.00**	**3,617.00**	**0.02**
Total STE-TRINITE				**1,459,982.00**	**1,631,328.17**	**1,463,277.00**	**1,630,655.00**	**1,604,636.00**	**141,359.00**	**0.10**
SPECIAL NEEDS										
Auxiliary Services - Salaries & Ben.										
1-4-6221-1100 Regular Salaries				-33.00	0.00	0.00	0.00	0.00	0.00	0.00
1-4-6221-1120 Part-time Wages				179,397.87	161,067.26	178,801.00	161,600.00	181,930.00	3,129.00	0.02
1-4-6221-1210 E.H.T.				3,244.89	3,151.06	1,125.00	3,200.00	3,548.00	2,423.00	2.15
1-4-6221-1220 C.P.P.				7,224.84	6,658.64	2,538.00	6,700.00	6,753.00	4,215.00	1.66
1-4-6221-1230 E.I.				4,758.08	3,689.03	1,618.00	3,700.00	3,507.00	1,889.00	1.17
1-4-6221-1240 W.C.B.				2,240.95	1,901.30	918.00	1,700.00	1,892.00	974.00	1.06
Total Auxiliary Services - Salaries &				**196,833.63**	**176,467.29**	**185,000.00**	**176,900.00**	**197,630.00**	**12,630.00**	**0.07**
Total SPECIAL NEEDS				**196,833.63**	**176,467.29**	**185,000.00**	**176,900.00**	**197,630.00**	**12,630.00**	**0.07**
Total DAYCARE				**5,119,190.63**	**5,437,999.03**	**5,212,249.00**	**5,393,346.00**	**5,497,005.00**	**284,756.00**	**0.05**
Total EXPENSES				**5,119,190.63**	**5,437,999.03**	**5,212,249.00**	**5,393,346.00**	**5,497,005.00**	**284,756.00**	**0.05**
Total .				**101,188.15**	**449,851.88**	**-52,109.00**	**452,291.00**	**88,345.00**	**140,454.00**	**-2.70**

Cité de / City of Clarence-Rockland
2018 Budget

Sommaire transport en commun / Summary Transit						
	FIN D'ANNÉE 2016 / 2016 YEAR END	**FIN D'ANNÉE 2017 / 2017 YEAR END**	**BUDGET 2017 / 2017 BUDGET**	**BUDGET 2018 / 2018 BUDGET**	**VARIANCE AMOUNT**	**VARIANCE %**
Revenu / Revenue						
Transport en commun / Transit	1,411,578	1,325,789	1,323,680	1,372,100	48,420	3.7%
Revenu total / Total revenue	**$ 1,411,578**	**$ 1,325,789**	**$ 1,323,680**	**$ 1,372,100**	**$ 48,420**	**3.7%**
Dépenses / Expenses						
Transport en commun / Transit	1,895,127	1,824,591	1,775,000	1,819,100	44,100	2.4%
Dépenses totales / Total expenses	**$ 1,895,127**	**$ 1,824,591**	**$ 1,775,000**	**$ 1,819,100**	**$ 44,100**	**2.4%**
NET TRANSPORT EN COMMUN / TRANSIT	**$ 483,550**	**$ 498,802**	**$ 451,320**	**$ 447,000**	**-$ 4,320**	**-0.9%**

CITY OF/CITE DE CLARENCE-ROCKLAND

2018 OPERATING BUDGET

For Period Ending 31-Dec-2018

.	CC1	CC2	CC3	2016 YEAR END	2017 YEAR TO DATE	2017 BUDGET	2017 FORECAST	2018 BUDGET	VARIANCE AMOUNT	VARIANCE %
REVENUES										
TRANSIT										
TRANSIT										
Transit										
1-3-3910-0617 Bus Shelter Publicity				-12,200.00	-14,469.00	-8,000.00	-14,469.00	-13,200.00	-5,200.00	0.65
1-3-3910-0621 City Bus Publicity				-8,000.00	-4,200.00	-4,000.00	-4,200.00	-4,000.00	0.00	0.00
1-3-3910-0660 Transit Revenues - User F				-1,148,564.75	-1,062,483.00	-1,050,900.00	-1,063,729.00	-1,109,900.00	-59,000.00	0.06
1-3-3910-0731 Provincial Subsidy				-242,813.00	-244,637.00	-260,780.00	-247,000.00	-245,000.00	15,780.00	-0.06
Total Transit				**-1,411,577.75**	**-1,325,789.00**	**-1,323,680.00**	**-1,329,398.00**	**-1,372,100.00**	**-48,420.00**	**0.04**
Total TRANSIT				**-1,411,577.75**	**-1,325,789.00**	**-1,323,680.00**	**-1,329,398.00**	**-1,372,100.00**	**-48,420.00**	**0.04**
Total TRANSIT				**-1,411,577.75**	**-1,325,789.00**	**-1,323,680.00**	**-1,329,398.00**	**-1,372,100.00**	**-48,420.00**	**0.04**
Total REVENUES				**-1,411,577.75**	**-1,325,789.00**	**-1,323,680.00**	**-1,329,398.00**	**-1,372,100.00**	**-48,420.00**	**0.04**
EXPENSES										
TRANSIT										
TRANSIT										
Transit - Salaries & Ben.										
1-4-3911-1100 Regular Salaries				41,099.00	0.00	0.00	0.00	0.00	0.00	0.00
1-4-3911-1101 Indirect Salaries and Bene				0.00	36,000.00	36,000.00	36,000.00	36,000.00	0.00	0.00
Total Transit - Salaries & Ben.				**41,099.00**	**36,000.00**	**36,000.00**	**36,000.00**	**36,000.00**	**0.00**	**0.00**
Transit - Materials										
1-4-3913-3005 Advertising				150.70	400.00	4,000.00	400.00	2,000.00	-2,000.00	-0.50
1-4-3913-3070 Maintenance				3,240.01	2,890.09	3,000.00	2,611.00	3,000.00	0.00	0.00
1-4-3913-3425 Materials		MISC		1,423.12	0.00	2,000.00	0.00	2,000.00	0.00	0.00
1-4-3913-3425 Materials		SIGN		1,017.60	0.00	0.00	0.00	0.00	0.00	0.00
1-4-3913-3555 Printing				2,844.23	2,548.46	3,800.00	1,517.00	3,800.00	0.00	0.00
1-4-3913-3675 Supplies				26,082.00	26,151.84	30,000.00	24,244.00	30,000.00	0.00	0.00
Total Transit - Materials				**34,757.66**	**31,990.39**	**42,800.00**	**28,772.00**	**40,800.00**	**-2,000.00**	**-0.05**
Transit - Contracts										
1-4-3914-4200 Contracts - Bus				1,798,751.37	1,733,063.59	1,682,000.00	1,733,361.00	1,726,000.00	44,000.00	0.03
1-4-3914-4275 Contract - Snow				16,449.38	19,337.37	10,000.00	14,000.00	12,000.00	2,000.00	0.20
Total Transit - Contracts				**1,815,200.75**	**1,752,400.96**	**1,692,000.00**	**1,747,361.00**	**1,738,000.00**	**46,000.00**	**0.03**
Transit - Distribution										
1-4-3918-8900 Admin. Costs Dist. - P.S.				4,070.00	4,200.00	4,200.00	4,200.00	4,300.00	100.00	0.02
Total Transit - Distribution				**4,070.00**	**4,200.00**	**4,200.00**	**4,200.00**	**4,300.00**	**100.00**	**0.02**
Total TRANSIT				**1,895,127.41**	**1,824,591.35**	**1,775,000.00**	**1,816,333.00**	**1,819,100.00**	**44,100.00**	**0.02**

CITY OF/CITE DE CLARENCE-ROCKLAND

2018 OPERATING BUDGET

For Period Ending 31-Dec-2018

.	CC1	CC2	CC3	2016 YEAR END	2017 YEAR TO DATE	2017 BUDGET	2017 FORECAST	2018 BUDGET	VARIANCE AMOUNT	VARIANCE %
Total TRANSIT				1,895,127.41	1,824,591.35	1,775,000.00	1,816,333.00	1,819,100.00	44,100.00	0.02
Total EXPENSES				1,895,127.41	1,824,591.35	1,775,000.00	1,816,333.00	1,819,100.00	44,100.00	0.02
Total .				483,549.66	498,802.35	451,320.00	486,935.00	447,000.00	-4,320.00	-0.01

Cité de / City of Clarence-Rockland
2018 Budget 2018

Table des matières/ Table of Contents

VI - Bibliothèque publique/ Public Library

Budget de fonctionnement/ Operating Budget	Page
Sommaire / Summary	1
Budget de fonctionnement par service/ Operating budget by service	2

Cité de / City of Clarence-Rockland

2018 Budget

Sommaire Bibliothèque publique / Summary Public Library						
	FIN D'ANNÉE 2016 / 2016 YEAR END	**FIN D'ANNÉE 2017 / 2017 YEAR END**	**BUDGET 2017 / 2017 BUDGET**	**BUDGET 2018 / 2018 BUDGET**	**VARIANCE AMOUNT**	**VARIANCE %**
Revenu / Revenue						
Revenus / Revenues	163,039	283,915	140,744	163,096	22,352	7.9%
Revenu total / Total revenue	**$ 163,039**	**$ 283,915**	**$ 140,744**	**$ 163,096**	**$ 22,352**	**7.9%**
Dépenses / Expenses						
Salaires et bénéfices / Salaries and benefits	400,054	548,897	472,643	548,631	75,988	13.8%
Matériaux / Materials	193,045	326,333	180,736	221,570	40,834	12.5%
Contrats / Contracts	38,357	43,335	41,138	43,137	1,999	4.6%
Coûts d'administration / Admin. costs	10,345	10,704	10,700	10,900	200	1.9%
Dépenses totales / Total expenses	**$ 641,801**	**$ 929,270**	**$ 705,217**	**$ 824,238**	**$ 119,021**	**12.8%**
NET	**$ 478,763**	**$ 645,355**	**$ 564,473**	**$ 661,142**	**$ 96,669**	**15.0%**

CITY OF/CITE DE CLARENCE-ROCKLAND

2018 OPERATING BUDGET

For Period Ending 31-Dec-2018

LIBRARY FUND	CC1	CC2	CC3	2016 YEAR END	2017 YEAR TO DATE	2017 BUDGET	2017 FORECAST	2018 BUDGET	VARIANCE AMOUNT	VARIANCE %
REVENUES										
PUBLIC LIBRARY										
PUBLIC LIBRARY										
Library										
4-3-7150-0529 Event Fees				0.00	-2,628.50	0.00	-2,700.00	0.00	0.00	0.00
4-3-7150-0540 Ontario Grant				-24,268.00	-24,268.00	-24,268.00	-24,268.00	-24,268.00	0.00	0.00
4-3-7150-0566 Other Income				-89.82	-749.68	0.00	-523.00	0.00	0.00	0.00
4-3-7150-0573 Photocopies				-1,598.75	-2,436.51	-800.00	-2,400.00	-800.00	0.00	0.00
4-3-7150-0574 Bus Passes - Sales				0.00	-106,780.00	0.00	0.00	0.00	0.00	0.00
4-3-7150-0584 Contribution from Develop				-18,651.60	-18,651.60	0.00	-18,652.00	-18,652.00	-18,652.00	0.00
4-3-7150-0586 Contribution from School E				-80,918.34	-82,970.06	-82,000.00	-82,970.00	-82,000.00	0.00	0.00
4-3-7150-0731 Provincial Subsidy				-540.98	-1,505.16	0.00	-1,505.00	0.00	0.00	0.00
4-3-7150-0734 Grant - Salary equity				-15,376.00	-15,376.00	-15,376.00	-15,376.00	-15,376.00	0.00	0.00
4-3-7150-0736 Other grants				-7,392.00	-8,601.08	0.00	-8,601.00	0.00	0.00	0.00
4-3-7150-0739 Seasonal employee - Grar				-3,543.04	-9,459.34	-5,000.00	-6,000.00	-5,000.00	0.00	0.00
4-3-7150-0777 Late Charges				-8,132.50	-7,794.92	-6,500.00	-7,400.00	-10,200.00	-3,700.00	0.57
4-3-7150-0778 Membership				-244.00	-561.00	-500.00	-516.00	-500.00	0.00	0.00
4-3-7150-0779 Lost Document Charge				-145.00	-701.89	-800.00	-600.00	-800.00	0.00	0.00
4-3-7150-0781 Fund Raising				-319.65	-278.45	-2,000.00	-228.00	-2,000.00	0.00	0.00
4-3-7150-0783 Sale of Books				-1,406.87	-698.65	-1,000.00	-680.00	-1,000.00	0.00	0.00
4-3-7150-0785 Donations				-104.00	-60.10	-1,000.00	-60.00	-1,000.00	0.00	0.00
4-3-7150-0795 Hall Rental				-308.00	-394.00	-1,500.00	-304.00	-1,500.00	0.00	0.00
Total Library				**-163,038.55**	**-283,914.94**	**-140,744.00**	**-172,783.00**	**-163,096.00**	**-22,352.00**	**0.16**
Total PUBLIC LIBRARY				**-163,038.55**	**-283,914.94**	**-140,744.00**	**-172,783.00**	**-163,096.00**	**-22,352.00**	**0.16**
Total PUBLIC LIBRARY				**-163,038.55**	**-283,914.94**	**-140,744.00**	**-172,783.00**	**-163,096.00**	**-22,352.00**	**0.16**
Total REVENUES				**-163,038.55**	**-283,914.94**	**-140,744.00**	**-172,783.00**	**-163,096.00**	**-22,352.00**	**0.16**
EXPENSES										
PUBLIC LIBRARY										
PUBLIC LIBRARY										
Library - Salaries and Benefits										
4-4-7151-1100 Regular Salaries				163,791.38	290,386.56	223,931.00	289,500.00	301,863.00	77,932.00	0.35
4-4-7151-1110 Accrued Sickleave & Vacat				4,466.00	7,591.14	1,914.00	1,100.00	3,019.00	1,105.00	0.58
4-4-7151-1120 Part-time Wages				169,437.33	150,379.67	160,000.00	151,900.00	151,015.00	-8,985.00	-0.06
4-4-7151-1130 Overtime Wages				239.47	58.50	0.00	100.00	0.00	0.00	0.00
4-4-7151-1210 E.H.T.				5,549.57	8,631.41	5,237.00	8,600.00	8,256.00	3,019.00	0.58
4-4-7151-1220 C.P.P.				13,923.56	16,811.92	8,401.00	16,800.00	18,401.00	10,000.00	1.19
4-4-7151-1230 E.I.				8,662.44	8,777.02	6,547.00	8,700.00	7,444.00	897.00	0.14
4-4-7151-1240 W.C.B.				1,258.31	1,794.57	2,313.00	1,600.00	1,524.00	-789.00	-0.34
4-4-7151-1250 OMERS				15,509.00	31,568.70	35,486.00	31,500.00	28,688.00	-6,798.00	-0.19
4-4-7151-1260 Group Insurance				17,217.07	32,897.81	28,814.00	33,700.00	28,421.00	-393.00	-0.01
Total Library - Salaries and Benefits				**400,054.13**	**548,897.30**	**472,643.00**	**543,500.00**	**548,631.00**	**75,988.00**	**0.16**

CITY OF/CITE DE CLARENCE-ROCKLAND

2018 OPERATING BUDGET

For Period Ending 31-Dec-2018

LIBRARY FUND	CC1	CC2	CC3	2016 YEAR END	2017 YEAR TO DATE	2017 BUDGET	2017 FORECAST	2018 BUDGET	VARIANCE AMOUNT	VARIANCE %
Library - Materials										
4-4-7153-3005 Advertising				1,961.04	3,185.91	1,779.75	3,183.00	2,779.75	1,000.00	0.56
4-4-7153-3022 Audio Visual Collection				7,466.94	6,210.30	8,000.00	6,000.00	8,000.00	0.00	0.00
4-4-7153-3025 Auditing				632.21	300.00	1,300.00	300.00	1,300.00	0.00	0.00
4-4-7153-3032 Bank Charges				472.52	1,041.25	800.00	975.00	1,300.00	500.00	0.63
4-4-7153-3050 Books				49,353.14	50,158.34	35,000.00	50,000.00	53,652.00	18,652.00	0.53
4-4-7153-3093 Bindery and repairs				3,741.69	5,587.41	2,500.00	5,587.00	3,500.00	1,000.00	0.40
4-4-7153-3152 Computer				9,425.92	6,846.27	5,000.00	6,733.00	3,000.00	-2,000.00	-0.40
4-4-7153-3165 Consultant				0.00	7,138.90	0.00	7,139.00	0.00	0.00	0.00
4-4-7153-3175 Course and Tuition Fees				2,054.82	5,077.25	5,000.00	3,000.00	4,000.00	-1,000.00	-0.20
4-4-7153-3239 Furniture				18,047.16	7,055.67	1,000.00	6,700.00	500.00	-500.00	-0.50
4-4-7153-3300 Hydro				44,147.73	41,590.10	40,000.00	40,000.00	40,557.00	557.00	0.01
4-4-7153-3316 Internet fees				3,509.98	1,921.12	4,000.00	1,500.00	4,000.00	0.00	0.00
4-4-7153-3325 Insurance - Building				0.00	7,394.03	8,544.00	7,400.00	8,544.00	0.00	0.00
4-4-7153-3355 Lease Photocopier				4,805.11	8,956.26	5,100.00	9,500.00	5,500.00	400.00	0.08
4-4-7153-3370 Legal Fees				171.86	952.00	1,500.00	1,000.00	5,000.00	3,500.00	2.33
4-4-7153-3435 Membership				1,070.00	1,850.00	1,500.00	2,000.00	2,000.00	500.00	0.33
4-4-7153-3450 Mileage				3,106.77	4,798.56	3,000.00	5,000.00	5,000.00	2,000.00	0.67
4-4-7153-3455 Miscellaneous				789.90	4,220.01	3,500.00	4,200.00	3,500.00	0.00	0.00
4-4-7153-3490 Natural Gas				7,221.92	9,285.47	15,000.00	10,000.00	20,000.00	5,000.00	0.33
4-4-7153-3500 Office Supplies				1,757.51	3,370.98	2,500.00	3,500.00	4,000.00	1,500.00	0.60
4-4-7153-3525 Periodicals				1,399.60	1,904.43	2,000.00	1,275.00	2,000.00	0.00	0.00
4-4-7153-3550 Postage				321.06	111.73	350.00	150.00	500.00	150.00	0.43
4-4-7153-3570 Program Expenses				7,066.56	13,712.17	10,000.00	12,580.00	12,420.00	2,420.00	0.24
4-4-7153-3609 Rent				7,210.85	7,362.28	7,362.00	7,400.00	7,517.00	155.00	0.02
4-4-7153-3615 Repairs and Maintenance				3,605.98	332.97	3,000.00	500.00	1,500.00	-1,500.00	-0.50
4-4-7153-3651 Software Licences & Rene				9,175.35	13,759.37	8,000.00	8,000.00	16,500.00	8,500.00	1.06
4-4-7153-3708 Bus Passes - City				0.00	106,780.00	0.00	0.00	0.00	0.00	0.00
4-4-7153-3710 Telephone				4,529.61	5,430.58	5,000.00	5,300.00	5,000.00	0.00	0.00
Total Library - Materials				**193,045.23**	**326,333.36**	**180,735.75**	**208,922.00**	**221,569.75**	**40,834.00**	**0.23**
Library - Contracts										
4-4-7154-4110 Contract - Computers Mair				8,315.00	8,690.00	5,000.00	8,390.00	7,000.00	2,000.00	0.40
4-4-7154-4180 Cleaning Contracts				30,041.90	34,645.00	36,138.00	36,138.00	36,137.00	-1.00	0.00
Total Library - Contracts				**38,356.90**	**43,335.00**	**41,138.00**	**44,528.00**	**43,137.00**	**1,999.00**	**0.05**
Library - Admin. Costs Dist.										
4-4-7158-8900 Admin. Costs Dist. - P.S.				10,345.00	10,704.00	10,700.00	10,704.00	10,900.00	200.00	0.02
Total Library - Admin. Costs Dist.				**10,345.00**	**10,704.00**	**10,700.00**	**10,704.00**	**10,900.00**	**200.00**	**0.02**
Total PUBLIC LIBRARY				**641,801.26**	**929,269.66**	**705,216.75**	**807,654.00**	**824,237.75**	**119,021.00**	**0.17**
Total PUBLIC LIBRARY				**641,801.26**	**929,269.66**	**705,216.75**	**807,654.00**	**824,237.75**	**119,021.00**	**0.17**
Total EXPENSES				**641,801.26**	**929,269.66**	**705,216.75**	**807,654.00**	**824,237.75**	**119,021.00**	**0.17**

CITY OF/CITE DE CLARENCE-ROCKLAND

2018 OPERATING BUDGET

For Period Ending 31-Dec-2018

LIBRARY FUND	CC1	CC2	CC3	2016 YEAR END	2017 YEAR TO DATE	2017 BUDGET	2017 FORECAST	2018 BUDGET	VARIANCE AMOUNT	VARIANCE %
Total LIBRARY FUND				478,762.71	645,354.72	564,472.75	634,871.00	661,141.75	96,669.00	0.17

Cité de / City of Clarence-Rockland
2018 Budget 2018

Table des matières/ Table of Contents

VII - Eau, Égout et Déchets/ Water, Sewer and Waste

Budget de fonctionnement/ Operating Budget		Page
Taux eau, égout et déchets / Water, Sewer and Waste rates		1
Service d'eau / Water services	Sommaire / Summary	2
	Budget de fonctionnement par service/ Operating budget by service	3
Service d'égout sanitaire / Sanitary Sewer services	Sommaire / Summary	6
	Budget de fonctionnement par service/ Operating budget by service	7
Service déchets / Waste services	Sommaire / Summary	10
	Budget de fonctionnement par service/ Operating budget by service	11

City of Clarence-Rockland

Taux Eau, égout et Déchets/ Water, Sewer and Waste Rates

	2017	2018	%
Water			
Fixed charge	$12.32	$12.81	4.00%
Consumption charge	1.256	1.2811	2.00%
Sewer			
Fixed charge	$12.25	$12.74	4.00%
Consumption charge	1.6538	1.6869	2.00%
Waste			
Residential	$187.50	187.5	0.00%
Commercial			
• Bags	$571.00	$570.00	-0.20%
• Bins - minimum	$571.00	$1,000.00	75.10%
• Tonnage	$35.50	$50.00	40.80%

Cité de / City of Clarence-Rockland

2018 Budget

Sommaire Services d'eau / Summary Water Services						
	FIN D'ANNÉE 2016 / 2016 YEAR END	**FIN D'ANNÉE 2017 / 2017 YEAR END**	**BUDGET 2017 / 2017 BUDGET**	**BUDGET 2018 / 2018 BUDGET**	**VARIANCE AMOUNT**	**VARIANCE %**
Revenu / Revenue						
Taux fixe / Fixed rate	1,033,598	1,072,783	1,102,586	1,120,004	17,418	1.6%
Taux mesurés au compteur / Metered rate	1,546,103	1,485,905	1,420,542	1,479,263	58,721	4.0%
Autres revenu / Other revenue	561,220	698,004	684,401	535,266	- 149,135	-21.4%
Revenu total / Total revenue	**3,140,921**	**3,256,693**	**3,207,529**	**3,134,533**	**- 72,996**	**-2.2%**
Dépenses / Expenses						
Coûts d'opérations / Operating costs	2,221,641	2,670,207	2,522,205	2,550,957	28,752	1.1%
Contribution aux réserves / Contribution to reserves	608,097	685,324	685,324	583,576	- 101,748	-14.8%
Dépenses totales / Total expenses	**$ 2,829,738**	**$ 3,355,531**	**$ 3,207,529**	**$ 3,134,533**	**-$ 72,996**	**-2.2%**
NET	**-$ 311,184**	**$ 98,838**	**$ -**	**$ -**	**$ -**	**0.0%**

CITY OF/CITE DE CLARENCE-ROCKLAND

2018 OPERATING BUDGET

For Period Ending 31-Dec-2018

.	CC1	CC2	CC3	2016 YEAR END	2017 YEAR TO DATE	2017 BUDGET	2017 FORECAST	2018 BUDGET	VARIANCE AMOUNT	VARIANCE %
REVENUES										
WATER										
REVENUE										
Water										
1-3-9100-0581 Contribution from Reserve				0.00	-31,399.46	0.00	0.00	0.00	0.00	0.00
1-3-9100-0584 Contribution from Develop				0.00	0.00	-149,135.00	0.00	0.00	149,135.00	-1.00
1-3-9100-0600 Miscellaneous				-150.00	-429.07	0.00	-430.00	0.00	0.00	0.00
1-3-9100-0613 Other Revenues				0.00	-32,051.43	0.00	-32,051.00	0.00	0.00	0.00
1-3-9100-0665 Works by Town				0.00	-27,795.34	0.00	-30,000.00	0.00	0.00	0.00
1-3-9100-0880 Fixed Rate				-1,033,598.06	-1,072,783.16	-1,102,586.00	-1,071,244.00	-1,120,004.00	-17,418.00	0.02
1-3-9100-0881 Flat Rate - Clarence				-146.00	0.00	-134.00	0.00	-134.00	0.00	0.00
1-3-9100-0885 Metered Rate Revenues				-1,546,103.38	-1,485,905.25	-1,420,542.00	-1,486,144.00	-1,479,263.00	-58,721.00	0.04
1-3-9100-0886 Interest				-16,196.87	-12,502.30	-12,000.00	-12,502.00	-12,000.00	0.00	0.00
1-3-9100-0887 Local Improvement - 2010				-188,764.71	-193,295.38	-196,288.00	-193,295.00	-196,288.00	0.00	0.00
1-3-9100-0888 Local Improvements				-28,756.66	-27,760.05	-28,320.00	-27,760.00	-28,320.00	0.00	0.00
1-3-9100-0889 Local Improvements -Wate				-248,830.70	-248,413.31	-247,524.00	-248,414.00	-247,524.00	0.00	0.00
1-3-9100-0890 Sales of Meters				-52,049.62	-73,460.78	-30,000.00	-73,461.00	-30,000.00	0.00	0.00
1-3-9100-0892 Water Re-connecting Chai				-2,245.33	-2,163.57	-500.00	-2,164.00	-500.00	0.00	0.00
1-3-9100-0893 Admin. Charge - Final Rea				-9,000.00	-13,675.00	-5,500.00	-13,675.00	-5,500.00	0.00	0.00
1-3-9100-0894 Admin. Charge - New Acc				-14,480.00	-19,983.72	-10,000.00	-19,984.00	-10,000.00	0.00	0.00
1-3-9100-0896 Overdue Account Charge				-600.00	-15,075.00	-5,000.00	-15,075.00	-5,000.00	0.00	0.00
Total Water				**-3,140,921.33**	**-3,256,692.82**	**-3,207,529.00**	**-3,226,199.00**	**-3,134,533.00**	**72,996.00**	**-0.02**
Total REVENUE				**-3,140,921.33**	**-3,256,692.82**	**-3,207,529.00**	**-3,226,199.00**	**-3,134,533.00**	**72,996.00**	**-0.02**
Total WATER				**-3,140,921.33**	**-3,256,692.82**	**-3,207,529.00**	**-3,226,199.00**	**-3,134,533.00**	**72,996.00**	**-0.02**
Total REVENUES				**-3,140,921.33**	**-3,256,692.82**	**-3,207,529.00**	**-3,226,199.00**	**-3,134,533.00**	**72,996.00**	**-0.02**
EXPENSES										
WATER										
EXPENSES										
Water										
1-4-9100-3666 Water studies				0.00	82,469.98	0.00	71,000.00	0.00	0.00	0.00
Total Water				**0.00**	**82,469.98**	**0.00**	**71,000.00**	**0.00**	**0.00**	**0.00**
Water Treatment - Interest on Debt										
1-4-9112-2100 Principal pmt on Debt				114,347.30	117,745.43	318,230.00	117,145.00	121,245.00	-196,985.00	-0.62
1-4-9112-2200 Interest on Debt				32,290.58	28,723.00	81,066.00	28,723.00	26,495.00	-54,571.00	-0.67
Total Water Treatment - Interest on De				**146,637.88**	**146,468.43**	**399,296.00**	**145,868.00**	**147,740.00**	**-251,556.00**	**-0.63**
Water Treatment - Materials										
1-4-9113-3260 Grants-in-lieu				20,367.12	16,542.04	21,000.00	16,542.00	21,500.00	500.00	0.02
Total Water Treatment - Materials				**20,367.12**	**16,542.04**	**21,000.00**	**16,542.00**	**21,500.00**	**500.00**	**0.02**

CITY OF/CITE DE CLARENCE-ROCKLAND

2018 OPERATING BUDGET

For Period Ending 31-Dec-2018

.	CC1	CC2	CC3	2016 YEAR END	2017 YEAR TO DATE	2017 BUDGET	2017 FORECAST	2018 BUDGET	VARIANCE AMOUNT	VARIANCE %
Water Treatment - Contracted Services										
1-4-9114-4610	Contract - OCWA - Basic M			601,966.45	554,873.04	582,478.00	555,335.00	566,442.00	-16,036.00	-0.03
1-4-9114-4620	Contract - OCWA - Repairs			75,037.44	98,719.81	70,840.00	95,000.00	80,000.00	9,160.00	0.13
1-4-9114-9078	Flow Adjust Hors Contract			0.00	15,583.75	0.00	15,584.00	40,800.00	40,800.00	0.00
1-4-9114-9079	Energy Adjust Hors Contra			0.00	19,901.32	0.00	19,901.00	17,850.00	17,850.00	0.00
Total Water Treatment - Contracted Ser				**677,003.89**	**689,077.92**	**653,318.00**	**685,820.00**	**705,092.00**	**51,774.00**	**0.08**
Water Distribution - Salaries & Benefi										
1-4-9121-1100	Regular Salaries			89,105.30	95,818.62	92,101.00	95,819.00	94,008.00	1,907.00	0.02
1-4-9121-1101	Indirect Salaries and Bene			227,328.00	216,934.00	216,934.00	216,934.00	216,934.00	0.00	0.00
1-4-9121-1103	Indirect Salaries and Bene			-59,340.00	-59,342.00	-59,342.00	-59,342.00	-59,342.00	0.00	0.00
1-4-9121-1110	Accrued Sickleave & Vacat			854.59	994.38	918.00	918.00	940.00	22.00	0.02
1-4-9121-1120	Part-time Wages			0.00	12,193.12	0.00	12,200.00	21,500.00	21,500.00	0.00
1-4-9121-1125	Seasonal Employees			0.00	174.19	0.00	175.00	0.00	0.00	0.00
1-4-9121-1130	Overtime Wages			993.25	2,182.75	0.00	2,182.00	0.00	0.00	0.00
1-4-9121-1210	E.H.T.			1,070.19	2,163.16	2,101.00	2,101.00	1,833.00	-268.00	-0.13
1-4-9121-1220	C.P.P.			4,304.58	5,087.75	4,143.00	5,128.00	4,307.00	164.00	0.04
1-4-9121-1230	E.I.			2,254.36	2,301.77	1,763.00	2,315.00	1,812.00	49.00	0.03
1-4-9121-1240	W.C.B.			2,729.22	3,753.64	2,619.00	3,409.00	2,867.00	248.00	0.09
1-4-9121-1250	OMERS			7,793.30	8,958.90	8,089.00	8,957.00	8,461.00	372.00	0.05
1-4-9121-1260	Group Insurance			10,327.77	11,491.91	8,897.00	11,492.00	9,860.00	963.00	0.11
Total Water Distribution - Salaries &				**287,420.56**	**302,712.19**	**278,223.00**	**302,288.00**	**303,180.00**	**24,957.00**	**0.09**
Water Distribution - Interest on Debt										
1-4-9122-2100	Principal pmt on Debt			350,289.98	361,178.33	160,692.00	361,178.00	372,428.00	211,736.00	1.32
1-4-9122-2200	Interest on Debt			155,816.97	143,336.34	98,880.00	143,337.00	138,700.00	39,820.00	0.40
Total Water Distribution - Interest on				**506,106.95**	**504,514.67**	**259,572.00**	**504,515.00**	**511,128.00**	**251,556.00**	**0.97**
Water Distribution - Materials										
1-4-9123-3005	Advertising			0.00	531.19	0.00	532.00	0.00	0.00	0.00
1-4-9123-3025	Auditing			1,945.29	1,139.20	4,000.00	1,140.00	4,000.00	0.00	0.00
1-4-9123-3030	AR write off			0.00	32,051.43	0.00	32,051.00	0.00	0.00	0.00
1-4-9123-3060	Boots			154.67	0.00	150.00	150.00	225.00	75.00	0.50
1-4-9123-3220	Equipment Repairs - Reac			0.00	41,941.76	72,000.00	42,000.00	20,000.00	-52,000.00	-0.72
1-4-9123-3260	Grants-in-Lieu			8,763.24	6,554.20	9,600.00	6,554.00	9,600.00	0.00	0.00
1-4-9123-3300	Hydro			8,476.21	9,739.27	9,000.00	10,000.00	9,000.00	0.00	0.00
1-4-9123-3320	Insurance - Vehicles			196.98	179.10	200.00	180.00	200.00	0.00	0.00
1-4-9123-3325	Insurance			30,726.29	30,289.23	35,000.00	30,290.00	35,000.00	0.00	0.00
1-4-9123-3370	Legal Fees			0.00	0.00	1,000.00	0.00	1,000.00	0.00	0.00
1-4-9123-3390	Liability Claims			8,845.85	22,613.65	25,000.00	25,000.00	25,000.00	0.00	0.00
1-4-9123-3435	Membership			0.00	0.00	1,000.00	0.00	1,000.00	0.00	0.00
1-4-9123-3445	Meters			51,624.16	63,305.79	35,000.00	62,103.00	35,000.00	0.00	0.00
1-4-9123-3450	Mileage			0.00	0.00	100.00	0.00	100.00	0.00	0.00
1-4-9123-3500	Office Supplies			0.00	1.71	500.00	2.00	500.00	0.00	0.00
1-4-9123-3577	Program modification			10,341.88	16,793.97	11,000.00	16,794.00	19,000.00	8,000.00	0.73
1-4-9123-3675	Supplies			5,614.97	529.64	2,870.00	2,870.00	22,870.00	20,000.00	6.97

CITY OF/CITE DE CLARENCE-ROCKLAND

2018 OPERATING BUDGET

For Period Ending 31-Dec-2018

.	CC1	CC2	CC3	2016 YEAR END	2017 YEAR TO DATE	2017 BUDGET	2017 FORECAST	2018 BUDGET	VARIANCE AMOUNT	VARIANCE %
1-4-9123-3690 Water Bills Processing				20,072.14	19,831.08	20,000.00	20,000.00	22,000.00	2,000.00	0.10
1-4-9123-3710 Telephone				1,802.50	556.53	2,000.00	600.00	660.00	-1,340.00	-0.67
1-4-9123-3755 Uniforms				488.36	8.00	400.00	8.00	500.00	100.00	0.25
1-4-9123-3772 Vehicle Expenses				120.00	3,000.33	6,300.00	6,300.00	3,000.00	-3,300.00	-0.52
Total Water Distribution - Materials				**149,172.54**	**249,066.08**	**235,120.00**	**256,574.00**	**208,655.00**	**-26,465.00**	**-0.11**
Water Distribution - Contracts										
1-4-9124-4201 Contracts -Others				998.27	0.00	25,000.00	0.00	25,000.00	0.00	0.00
1-4-9124-4610 Contract - OCWA - Basic M				166,538.88	169,037.02	170,786.00	170,786.00	172,562.00	1,776.00	0.01
1-4-9124-4620 Contract - Repairs & Maint				159,127.67	310,629.82	235,290.00	290,000.00	221,800.00	-13,490.00	-0.06
Total Water Distribution - Contracts				**326,664.82**	**479,666.84**	**431,076.00**	**460,786.00**	**419,362.00**	**-11,714.00**	**-0.03**
Water Distribution - Transfers										
1-4-9127-7100 Contribution to Reserves				0.00	685,324.00	685,324.00	685,324.00	583,576.00	-101,748.00	-0.15
1-4-9127-7400 Contribution to Capital Fur				608,097.00	0.00	0.00	0.00	0.00	0.00	0.00
Total Water Distribution - Transfers				**608,097.00**	**685,324.00**	**685,324.00**	**685,324.00**	**583,576.00**	**-101,748.00**	**-0.15**
Water Distribution - Distribution										
1-4-9128-8900 Admin. Costs Dist. - P.S.				108,161.00	183,204.00	183,200.00	183,204.00	186,900.00	3,700.00	0.02
Total Water Distribution - Distributio				**108,161.00**	**183,204.00**	**183,200.00**	**183,204.00**	**186,900.00**	**3,700.00**	**0.02**
Watermain Repairs - Salaries & Benefit										
1-4-9131-1100 Regular Salaries				88.00	622.74	0.00	0.00	0.00	0.00	0.00
1-4-9131-1130 Overtime Wages				0.00	38.55	0.00	0.00	0.00	0.00	0.00
1-4-9131-1210 E.H.T.				0.35	12.62	0.00	0.00	0.00	0.00	0.00
1-4-9131-1220 C.P.P.				4.36	9.45	0.00	0.00	0.00	0.00	0.00
1-4-9131-1230 E.I.				1.65	3.95	0.00	0.00	0.00	0.00	0.00
1-4-9131-1240 W.C.B.				2.63	21.86	0.00	0.00	0.00	0.00	0.00
1-4-9131-1250 OMERS				4.84	38.64	0.00	0.00	0.00	0.00	0.00
1-4-9131-1260 Group Insurance				3.96	36.99	0.00	0.00	0.00	0.00	0.00
1-4-9131-8100 Labour Distribution				0.00	0.00	45,700.00	783.00	45,700.00	0.00	0.00
Total Watermain Repairs - Salaries & B				**105.79**	**784.80**	**45,700.00**	**783.00**	**45,700.00**	**0.00**	**0.00**
Watermain Repairs - Distribution										
1-4-9138-8400 Equipment (Town Machine				0.00	15,700.00	15,700.00	15,700.00	1,700.00	-14,000.00	-0.89
Total Watermain Repairs - Distribution				**0.00**	**15,700.00**	**15,700.00**	**15,700.00**	**1,700.00**	**-14,000.00**	**-0.89**
Total EXPENSES				**2,829,737.55**	**3,355,530.95**	**3,207,529.00**	**3,328,404.00**	**3,134,533.00**	**-72,996.00**	**-0.02**
Total WATER				**2,829,737.55**	**3,355,530.95**	**3,207,529.00**	**3,328,404.00**	**3,134,533.00**	**-72,996.00**	**-0.02**
Total EXPENSES				**2,829,737.55**	**3,355,530.95**	**3,207,529.00**	**3,328,404.00**	**3,134,533.00**	**-72,996.00**	**-0.02**
Total .				**-311,183.78**	**98,838.13**	**0.00**	**102,205.00**	**0.00**	**0.00**	**0.00**

Cité de / City of Clarence-Rockland
2018 Budget

Sommaire Services d'égout / Summary Sewer Services						
	FIN D'ANNÉE 2016 / 2016 YEAR END	**FIN D'ANNÉE 2017 / 2017 YEAR END**	**BUDGET 2017 / 2017 BUDGET**	**BUDGET 2018 / 2018 BUDGET**	**VARIANCE AMOUNT**	**VARIANCE %**
Revenu / Revenue						
Taux fixe / Fixed rate	740,513	780,175	813,828	825,705	11,877	1.5%
Taux mesurés au compteur / Metered rate	1,470,699	1,411,547	1,370,805	1,421,280	50,475	3.6%
Autres revenu / Other revenue	35,636	41,638	36,086	36,086	-	0.0%
Revenu total / Total revenue	**2,246,848**	**2,233,359**	**2,220,719**	**2,283,071**	**62,352**	**2.8%**
Dépenses / Expenses						
Coûts d'opérations / Operating costs	1,989,112	2,101,857	2,200,000	1,664,736	- 535,264	-25.5%
Contribution aux réserves / Contribution to reserves	-	134,328	20,719	618,335	597,616	444.9%
Dépenses totales / Total expenses	**$ 1,989,112**	**$ 2,236,185**	**$ 2,220,719**	**$ 2,283,071**	**$ 62,352**	**2.8%**
NET	**-$ 257,736**	**$ 2,826**	**$ -**	**$ -**	**$ -**	**0.0%**

CITY OF/CITE DE CLARENCE-ROCKLAND

2018 OPERATING BUDGET

For Period Ending 31-Dec-2018

.	CC1	CC2	CC3	2016 YEAR END	2017 YEAR TO DATE	2017 BUDGET	2017 FORECAST	2018 BUDGET	VARIANCE AMOUNT	VARIANCE %
REVENUES										
SEWER										
REVENUE										
Sewers - Rockland										
1-3-9300-0665 Works by Town				0.00	-5,550.00	0.00	-5,550.00	0.00	0.00	0.00
1-3-9300-0880 Fixed Rate				-740,513.03	-780,174.83	-813,828.00	-779,202.00	-825,705.00	-11,877.00	0.01
1-3-9300-0885 Metered Rate Revenues				-1,470,698.98	-1,411,546.61	-1,370,805.00	-1,410,730.00	-1,421,280.00	-50,475.00	0.04
1-3-9300-0886 Interest				-7,000.00	-7,000.00	-7,000.00	-7,000.00	-7,000.00	0.00	0.00
1-3-9300-0888 Local Improvements				-12,676.08	-12,676.08	-12,676.00	-12,676.00	-12,676.00	0.00	0.00
1-3-9300-0892 Water Re-connecting char				0.00	-450.00	-450.00	-450.00	-450.00	0.00	0.00
1-3-9300-0893 Admin. Charge - Final Rea				-5,000.00	-5,000.00	-5,000.00	-5,000.00	-5,000.00	0.00	0.00
1-3-9300-0894 Admin. Charge - New Acc				-9,000.00	-9,000.00	-9,000.00	-9,000.00	-9,000.00	0.00	0.00
Total Sewers - Rockland				**-2,244,888.09**	**-2,231,397.52**	**-2,218,759.00**	**-2,229,608.00**	**-2,281,111.00**	**-62,352.00**	**0.03**
Sewers - Clarence										
1-3-9400-0881 Flat rate - Clarence				-1,960.00	-1,961.79	-1,960.00	-1,960.00	-1,960.00	0.00	0.00
Total Sewers - Clarence				**-1,960.00**	**-1,961.79**	**-1,960.00**	**-1,960.00**	**-1,960.00**	**0.00**	**0.00**
Total REVENUE				**-2,246,848.09**	**-2,233,359.31**	**-2,220,719.00**	**-2,231,568.00**	**-2,283,071.00**	**-62,352.00**	**0.03**
Total SEWER				**-2,246,848.09**	**-2,233,359.31**	**-2,220,719.00**	**-2,231,568.00**	**-2,283,071.00**	**-62,352.00**	**0.03**
Total REVENUES				**-2,246,848.09**	**-2,233,359.31**	**-2,220,719.00**	**-2,231,568.00**	**-2,283,071.00**	**-62,352.00**	**0.03**
EXPENSES										
SEWER										
EXPENSE										
Sewers Collection - Salaries & Benefit										
1-4-9311-1101 Indirect Salaries and Bene				185,496.00	203,468.00	203,468.00	203,468.00	203,468.00	0.00	0.00
Total Sewers Collection - Salaries & B				**185,496.00**	**203,468.00**	**203,468.00**	**203,468.00**	**203,468.00**	**0.00**	**0.00**
Sewers Collection - Materials										
1-4-9313-3025 Auditing				1,702.13	996.80	3,500.00	997.00	3,500.00	0.00	0.00
1-4-9313-3260 Grants-in-lieu				6,909.87	4,520.58	9,000.00	4,521.00	9,000.00	0.00	0.00
1-4-9313-3300 Hydro				382.87	356.55	1,000.00	500.00	1,000.00	0.00	0.00
1-4-9313-3390 Liability Claims				6,229.60	23,511.70	25,000.00	25,000.00	25,000.00	0.00	0.00
1-4-9313-3690 Water Bills Processing				15,142.98	10,087.47	16,000.00	16,000.00	18,000.00	2,000.00	0.13
Total Sewers Collection - Materials				**30,367.45**	**39,473.10**	**54,500.00**	**47,018.00**	**56,500.00**	**2,000.00**	**0.04**
Sewers Collection - Contrated Services										
1-4-9314-4610 Contract - OCWA - Basic M				239,003.20	232,438.24	236,035.00	236,035.00	240,756.00	4,721.00	0.02
1-4-9314-4620 Contract - OCWA - Repair				44,953.94	73,868.07	93,104.00	93,104.00	67,500.00	-25,604.00	-0.28
Total Sewers Collection - Contrated Se				**283,957.14**	**306,306.31**	**329,139.00**	**329,139.00**	**308,256.00**	**-20,883.00**	**-0.06**
Sewers Collection - Transfers										

CITY OF/CITE DE CLARENCE-ROCKLAND

2018 OPERATING BUDGET

For Period Ending 31-Dec-2018

.	CC1	CC2	CC3	2016 YEAR END	2017 YEAR TO DATE	2017 BUDGET	2017 FORECAST	2018 BUDGET	VARIANCE AMOUNT	VARIANCE %
1-4-9317-7100 Contribution to Reserves				0.00	134,328.00	134,328.00	134,328.00	618,335.00	484,007.00	3.60
Total Sewers Collection - Transfers				**0.00**	**134,328.00**	**134,328.00**	**134,328.00**	**618,335.00**	**484,007.00**	**3.60**
Sewers Collection - Distribution										
1-4-9318-8900 Admin. Costs Dist. - P.S.				63,635.00	88,596.00	88,600.00	88,600.00	90,400.00	1,800.00	0.02
Total Sewers Collection - Distribution				**63,635.00**	**88,596.00**	**88,600.00**	**88,600.00**	**90,400.00**	**1,800.00**	**0.02**
Sewers Treatment - Interest on Debt										
1-4-9322-2100 Principal pmt on Debt				477,274.74	467,607.43	523,020.00	467,607.00	0.00	-523,020.00	-1.00
1-4-9322-2200 Interest on Debt				16,650.13	5,013.79	19,937.00	5,014.00	0.00	-19,937.00	-1.00
Total Sewers Treatment - Interest on D				**493,924.87**	**472,621.22**	**542,957.00**	**472,621.00**	**0.00**	**-542,957.00**	**-1.00**
Sewers Treatment - Materials										
1-4-9323-3260 Grants-in-Lieu				46,154.29	44,986.87	54,000.00	44,987.00	54,000.00	0.00	0.00
1-4-9323-3325 Insurance				26,336.82	31,855.36	30,000.00	31,856.00	32,000.00	2,000.00	0.07
1-4-9323-3478 Monitoring - Lagoon				11,654.89	17,033.86	20,000.00	20,000.00	15,000.00	-5,000.00	-0.25
1-4-9323-3648 Sludge Removal				5,070.98	0.00	10,000.00	5,000.00	6,000.00	-4,000.00	-0.40
Total Sewers Treatment - Materials				**89,216.98**	**93,876.09**	**114,000.00**	**101,843.00**	**107,000.00**	**-7,000.00**	**-0.06**
Sewers Treatment - Contracted Services										
1-4-9324-4610 Contract - OCWA - Basic M				560,501.37	522,935.92	547,567.00	523,400.00	533,868.00	-13,699.00	-0.03
1-4-9324-4620 Contract - Repairs & Maint				274,269.64	168,897.66	202,400.00	175,000.00	202,400.00	0.00	0.00
1-4-9324-9078 Flow Adjust Hors Contract				0.00	136,999.27	0.00	137,000.00	40,000.00	40,000.00	0.00
1-4-9324-9079 Energy Adjust Hors Contra				0.00	0.00	0.00	0.00	17,500.00	17,500.00	0.00
Total Sewers Treatment - Contracted Se				**834,771.01**	**828,832.85**	**749,967.00**	**835,400.00**	**793,768.00**	**43,801.00**	**0.06**
$605K I.O. Loan (0511)										
1-4-9325-2100 Principle payment on debt				0.00	54,491.30	0.00	54,473.00	55,746.00	55,746.00	0.00
1-4-9325-2200 Interest payment on debt				5,213.17	13,392.06	0.00	13,410.00	12,289.00	12,289.00	0.00
Total $605K I.O. Loan (0511)				**5,213.17**	**67,883.36**	**0.00**	**67,883.00**	**68,035.00**	**68,035.00**	**0.00**
Sewers loan 2018										
1-4-9328-2100 Pincipal pmt on debt - 201				0.00	0.00	0.00	0.00	18,349.00	18,349.00	0.00
1-4-9328-2200 Interest on debt - 2018				0.00	0.00	0.00	0.00	15,200.00	15,200.00	0.00
Total Sewers loan 2018				**0.00**	**0.00**	**0.00**	**0.00**	**33,549.00**	**33,549.00**	**0.00**
Sewers Repairs - Salaries & Benefits										
1-4-9331-1130 Overtime Wages				2,427.50	0.00	0.00	0.00	0.00	0.00	0.00
1-4-9331-1210 E.H.T.				27.61	0.00	0.00	0.00	0.00	0.00	0.00
1-4-9331-1220 C.P.P.				31.40	0.00	0.00	0.00	0.00	0.00	0.00
1-4-9331-1230 E.I.				15.52	0.00	0.00	0.00	0.00	0.00	0.00
1-4-9331-1240 W.C.B.				28.73	0.00	0.00	0.00	0.00	0.00	0.00
1-4-9331-8100 Labour Distribution				0.00	0.00	1,000.00	0.00	1,000.00	0.00	0.00
Total Sewers Repairs - Salaries & Bene				**2,530.76**	**0.00**	**1,000.00**	**0.00**	**1,000.00**	**0.00**	**0.00**
Sewers Repairs - Distribution										

CITY OF/CITE DE CLARENCE-ROCKLAND

2018 OPERATING BUDGET

For Period Ending 31-Dec-2018

.	CC1	CC2	CC3	2016 YEAR END	2017 YEAR TO DATE	2017 BUDGET	2017 FORECAST	2018 BUDGET	VARIANCE AMOUNT	VARIANCE %
1-4-9338-8400 Equipment (Town Machine				0.00	800.00	800.00	800.00	800.00	0.00	0.00
Total Sewers Repairs - Distribution				**0.00**	**800.00**	**800.00**	**800.00**	**800.00**	**0.00**	**0.00**
Sewers - Clarence - Materials										
1-4-9423-3615 Repairs and Maintenance				0.00	0.00	1,960.00	0.00	1,960.00	0.00	0.00
Total Sewers - Clarence - Materials				**0.00**	**0.00**	**1,960.00**	**0.00**	**1,960.00**	**0.00**	**0.00**
Total EXPENSE				**1,989,112.38**	**2,236,184.93**	**2,220,719.00**	**2,281,100.00**	**2,283,071.00**	**62,352.00**	**0.03**
Total SEWER				**1,989,112.38**	**2,236,184.93**	**2,220,719.00**	**2,281,100.00**	**2,283,071.00**	**62,352.00**	**0.03**
Total EXPENSES				**1,989,112.38**	**2,236,184.93**	**2,220,719.00**	**2,281,100.00**	**2,283,071.00**	**62,352.00**	**0.03**
Total .				**-257,735.71**	**2,825.62**	**0.00**	**49,532.00**	**0.00**	**0.00**	**0.00**

Cité de / City of Clarence-Rockland
2018 Budget

Sommaire Services déchets / Summary Waste Services

	FIN D'ANNÉE 2016 / 2016 YEAR END	FIN D'ANNÉE 2017 / 2017 YEAR END	BUDGET 2018 / 2018 BUDGET	BUDGET 2018 / 2018 BUDGET	VARIANCE $	VARIANCE %
Revenu / Revenue						
Résidentiel / Residential	1,756,839	1,767,567	1,756,312	1,771,875	15,563	0.9%
Commerciale / Commercial	187,986	187,579	191,911	203,957	12,046	6.4%
Autres revenus / Other revenue	461,063	561,543	419,320	471,780	52,460	9.3%
Revenu total / Total revenue	**2,405,887**	**2,516,688**	**2,367,543**	**2,447,612**	**80,069**	**3.2%**
Dépenses / Expenses						
Coûts d'opérations / Operating costs	2,147,640	2,347,113	2,267,543	2,358,205	90,662	3.9%
Contribution aux réserves / Contribution to reserves	116,906	100,000	100,000	89,407	- 10,593	-10.6%
Dépenses totales / Total expenses	**$ 2,264,546**	**$ 2,447,113**	**$ 2,367,543**	**$ 2,447,612**	**$ 80,069**	**3.3%**
NET	**-$ 141,341**	**-$ 69,575**	**$ -**	**$ -**	**$ -**	**0.0%**

CITY OF/CITE DE CLARENCE-ROCKLAND

2018 OPERATING BUDGET

For Period Ending 31-Dec-2018

.	CC1	CC2	CC3	2016 YEAR END	2017 YEAR TO DATE	2017 BUDGET	2017 FORECAST	2018 BUDGET	VARIANCE AMOUNT	VARIANCE %
REVENUES										
WASTE										
REVENUE										
Garbage Collection										
1-3-9510-0692 Env. Special Charge - Res				-1,756,838.81	-1,767,566.57	-1,756,312.00	-1,767,567.00	-1,771,875.00	-15,563.00	0.01
1-3-9510-0693 Env. Special Charge - Con				-187,986.00	-187,579.00	-191,911.00	-187,579.00	-203,957.00	-12,046.00	0.06
1-3-9510-0695 Garbage Tags - Bags				-1,492.00	-1,388.00	-1,500.00	-1,388.00	-1,000.00	500.00	-0.33
1-3-9510-0700 Garbage Tags - Appliances				-1,825.00	-2,471.00	-1,500.00	-2,471.00	-2,000.00	-500.00	0.33
1-3-9510-0705 Garbage Charge - Schools				-22,502.98	-22,502.98	-22,500.00	-22,503.00	-22,500.00	0.00	0.00
1-3-9510-0707 Garbage Charge - Busines				-1,214.78	67.62	-1,040.00	68.00	0.00	1,040.00	-1.00
Total Garbage Collection				**-1,971,859.57**	**-1,981,439.93**	**-1,974,763.00**	**-1,981,440.00**	**-2,001,332.00**	**-26,569.00**	**0.01**
Garbage Disposal										
1-3-9520-0567 Cash Short and Over				3.91	0.00	0.00	0.00	0.00	0.00	0.00
1-3-9520-0581 Contribution from Reserve				0.00	-26,047.85	0.00	0.00	0.00	0.00	0.00
1-3-9520-0710 Dumping Fees - Garbage				-200,267.00	-221,921.38	-185,000.00	-221,921.00	-200,000.00	-15,000.00	0.08
Total Garbage Disposal				**-200,263.09**	**-247,969.23**	**-185,000.00**	**-221,921.00**	**-200,000.00**	**-15,000.00**	**0.08**
Recycling										
1-3-9530-0540 Ontario Grant - Blue box				-167,791.17	-216,464.76	-160,000.00	-172,937.00	-200,000.00	-40,000.00	0.25
1-3-9530-0541 Ontario Grant - tires				-4,481.88	-4,980.41	-3,000.00	-4,980.00	-1,000.00	2,000.00	-0.67
1-3-9530-0542 Ontario Grant - Electronics				-5,326.50	-7,039.50	-4,000.00	-7,040.00	-4,000.00	0.00	0.00
1-3-9530-0690 Sale of Recycling Bins				-7,520.00	-4,705.00	-3,000.00	-4,705.00	-3,500.00	-500.00	0.17
1-3-9530-0705 Recycling Charge - Schoo				-2,771.06	-2,771.06	-2,780.00	-2,771.00	-2,780.00	0.00	0.00
1-3-9530-0708 Scrap Metal Recycling				-22,592.71	-31,930.12	-15,000.00	-31,930.00	-15,000.00	0.00	0.00
Total Recycling				**-210,483.32**	**-267,890.85**	**-187,780.00**	**-224,363.00**	**-226,280.00**	**-38,500.00**	**0.21**
H.H.W.										
1-3-9550-0540 Ontario Grant				-23,281.42	-19,388.26	-20,000.00	-19,388.00	-20,000.00	0.00	0.00
Total H.H.W.				**-23,281.42**	**-19,388.26**	**-20,000.00**	**-19,388.00**	**-20,000.00**	**0.00**	**0.00**
Total REVENUE				**-2,405,887.40**	**-2,516,688.27**	**-2,367,543.00**	**-2,447,112.00**	**-2,447,612.00**	**-80,069.00**	**0.03**
Total WASTE				**-2,405,887.40**	**-2,516,688.27**	**-2,367,543.00**	**-2,447,112.00**	**-2,447,612.00**	**-80,069.00**	**0.03**
Total REVENUES				**-2,405,887.40**	**-2,516,688.27**	**-2,367,543.00**	**-2,447,112.00**	**-2,447,612.00**	**-80,069.00**	**0.03**
EXPENSES										
WASTE										
EXPENSE										
Garbage Collection - Sal. & Ben.										
1-4-9511-1100 Regular Salaries				19,013.73	14,017.34	0.00	0.00	0.00	0.00	0.00
1-4-9511-1120 Part-time Wages				1,007.79	2,303.58	0.00	0.00	0.00	0.00	0.00
1-4-9511-1125 Seasonal Employees				0.00	522.57	0.00	0.00	0.00	0.00	0.00
1-4-9511-1130 Overtime Wages				1,373.56	80.32	0.00	0.00	0.00	0.00	0.00

CITY OF/CITE DE CLARENCE-ROCKLAND

2018 OPERATING BUDGET

For Period Ending 31-Dec-2018

.	CC1	CC2	CC3	2016 YEAR END	2017 YEAR TO DATE	2017 BUDGET	2017 FORECAST	2018 BUDGET	VARIANCE AMOUNT	VARIANCE %
1-4-9511-1210 E.H.T.				383.52	330.85	0.00	0.00	0.00	0.00	0.00
1-4-9511-1220 C.P.P.				973.93	710.83	0.00	0.00	0.00	0.00	0.00
1-4-9511-1230 E.I.				405.30	309.61	0.00	0.00	0.00	0.00	0.00
1-4-9511-1240 W.C.B.				604.14	572.22	0.00	0.00	0.00	0.00	0.00
1-4-9511-1250 OMERS				1,561.61	1,178.11	0.00	0.00	0.00	0.00	0.00
1-4-9511-1260 Group Insurance				1,485.68	1,501.17	0.00	0.00	0.00	0.00	0.00
1-4-9511-8100 Labour Distribution				0.00	0.00	20,350.00	21,500.00	20,350.00	0.00	0.00
Total Garbage Collection - Sal. & Ben.				**26,809.26**	**21,526.60**	**20,350.00**	**21,500.00**	**20,350.00**	**0.00**	**0.00**
Garbage Collection - Materials										
1-4-9513-3005 Advertising				7,212.05	5,259.59	8,000.00	8,000.00	8,000.00	0.00	0.00
1-4-9513-3750 Truck Rental				18,066.09	19,623.17	30,000.00	20,000.00	30,000.00	0.00	0.00
Total Garbage Collection - Materials				**25,278.14**	**24,882.76**	**38,000.00**	**28,000.00**	**38,000.00**	**0.00**	**0.00**
Garbage Collection - Contracts										
1-4-9514-4200 Contracts				607,112.38	625,515.43	589,575.00	622,000.00	634,440.00	44,865.00	0.08
Total Garbage Collection - Contracts				**607,112.38**	**625,515.43**	**589,575.00**	**622,000.00**	**634,440.00**	**44,865.00**	**0.08**
Garbage Collection - Distribution										
1-4-9518-8400 Equipment (Town Machin				0.00	18,500.00	18,500.00	18,500.00	18,500.00	0.00	0.00
1-4-9518-8900 Admin. Costs Dist. - P.S.				38,180.00	39,300.00	39,300.00	39,300.00	40,100.00	800.00	0.02
Total Garbage Collection - Distributio				**38,180.00**	**57,800.00**	**57,800.00**	**57,800.00**	**58,600.00**	**800.00**	**0.01**
Garbage Disposal - Salaries & Ben.										
1-4-9521-1100 Regular Salaries				67,842.51	101,150.84	97,979.00	102,941.00	100,038.00	2,059.00	0.02
1-4-9521-1101 Indirect Salaries and Bene				159,360.00	151,788.00	151,788.00	151,788.00	151,788.00	0.00	0.00
1-4-9521-1110 Accrued Sickleave & Vacat				1,336.27	1,191.72	977.00	977.00	1,000.00	23.00	0.02
1-4-9521-1120 Part-time Wages				41,101.86	51,019.24	41,297.00	51,020.00	42,020.00	723.00	0.02
1-4-9521-1125 Seasonal Employees				0.00	87.09	0.00	87.00	0.00	0.00	0.00
1-4-9521-1130 Overtime Wages				9,345.48	9,665.26	0.00	9,665.00	8,000.00	8,000.00	0.00
1-4-9521-1210 E.H.T.				2,334.84	3,097.96	3,175.00	3,137.00	2,770.00	-405.00	-0.13
1-4-9521-1220 C.P.P.				5,427.30	6,977.65	6,266.00	7,057.00	6,512.00	246.00	0.04
1-4-9521-1230 E.I.				2,900.06	3,245.71	2,664.00	3,215.00	2,739.00	75.00	0.03
1-4-9521-1240 W.C.B.				3,471.37	5,222.26	3,958.00	4,770.00	4,333.00	375.00	0.09
1-4-9521-1250 OMERS				1,559.30	6,379.90	8,605.00	6,533.00	9,003.00	398.00	0.05
1-4-9521-1260 Group Insurance				9,140.80	15,892.99	10,988.00	15,873.00	12,029.00	1,041.00	0.09
Total Garbage Disposal - Salaries & Be				**303,819.79**	**355,718.62**	**327,697.00**	**357,063.00**	**340,232.00**	**12,535.00**	**0.04**
Garbage Disposal - Interest on L.T.D.										
1-4-9522-2100 Principal pmt on Debt				38,191.40	38,632.93	38,191.00	38,633.00	39,084.00	893.00	0.02
1-4-9522-2200 Interest on Debt				1,132.01	690.49	1,132.00	691.00	239.00	-893.00	-0.79
Total Garbage Disposal - Interest on L				**39,323.41**	**39,323.42**	**39,323.00**	**39,324.00**	**39,323.00**	**0.00**	**0.00**
Garbage Disposal - Materials										
1-4-9523-3005 Advertising				456.90	346.90	800.00	800.00	800.00	0.00	0.00
1-4-9523-3025 Auditing				1,215.81	712.00	2,500.00	712.00	2,500.00	0.00	0.00

CITY OF/CITE DE CLARENCE-ROCKLAND

2018 OPERATING BUDGET

For Period Ending 31-Dec-2018

.	CC1	CC2	CC3	2016 YEAR END	2017 YEAR TO DATE	2017 BUDGET	2017 FORECAST	2018 BUDGET	VARIANCE AMOUNT	VARIANCE %
1-4-9523-3133 Closure - Post closure				0.00	0.00	32,000.00	32,000.00	32,000.00	0.00	0.00
1-4-9523-3190 Diesel				19,498.30	26,230.81	25,000.00	25,000.00	25,000.00	0.00	0.00
1-4-9523-3215 Equipment rental				71,601.95	60,902.90	60,000.00	60,000.00	60,000.00	0.00	0.00
1-4-9523-3260 Grants-in-lieu - County				10,212.58	12,600.07	10,500.00	12,600.00	10,500.00	0.00	0.00
1-4-9523-3265 Gravel & Sand				26,758.69	26,945.45	30,000.00	27,000.00	30,000.00	0.00	0.00
1-4-9523-3300 Hydro				4,236.11	4,319.70	5,500.00	5,500.00	6,000.00	500.00	0.09
1-4-9523-3325 Insurance				6,145.26	5,452.06	6,300.00	5,452.00	6,300.00	0.00	0.00
1-4-9523-3370 Legal Fees				1,160.79	300.00	4,794.00	1,000.00	4,000.00	-794.00	-0.17
1-4-9523-3425 Materials				2,216.07	7,529.39	4,300.00	7,325.00	6,000.00	1,700.00	0.40
1-4-9523-3450 Mileage				0.00	176.53	200.00	200.00	400.00	200.00	1.00
1-4-9523-3477 Monitoring				30,396.47	31,063.47	35,000.00	31,000.00	42,000.00	7,000.00	0.20
1-4-9523-3517 Other Contracts				33,346.44	49,795.67	38,000.00	38,000.00	38,000.00	0.00	0.00
1-4-9523-3555 Printing				7,300.28	1,438.03	12,500.00	2,000.00	12,500.00	0.00	0.00
1-4-9523-3585 Protective Clothing				1,232.66	1,330.54	3,650.00	3,650.00	3,650.00	0.00	0.00
1-4-9523-3710 Telephone				2,415.41	2,296.84	4,700.00	3,000.00	3,500.00	-1,200.00	-0.26
1-4-9523-3743 Training				3,346.35	2,158.12	5,000.00	2,160.00	5,000.00	0.00	0.00
1-4-9523-3772 Reparation Vehicule				6,610.94	11,739.09	15,000.00	15,000.00	10,000.00	-5,000.00	-0.33
Total Garbage Disposal - Materials				**228,151.01**	**245,337.57**	**295,744.00**	**272,399.00**	**298,150.00**	**2,406.00**	**0.01**
Garbage Disposal - Transfers										
1-4-9527-7100 Contribution to Reserves				116,906.00	100,000.00	100,000.00	100,000.00	89,407.00	-10,593.00	-0.11
Total Garbage Disposal - Transfers				**116,906.00**	**100,000.00**	**100,000.00**	**100,000.00**	**89,407.00**	**-10,593.00**	**-0.11**
Garbage Disposal - Distribution										
1-4-9528-8400 Equipment (Town Machin				0.00	38,700.00	38,700.00	38,700.00	38,700.00	0.00	0.00
1-4-9528-8900 Admin. Costs Dist. - P.S.				13,000.00	13,404.00	13,400.00	13,400.00	13,700.00	300.00	0.02
Total Garbage Disposal - Distribution				**13,000.00**	**52,104.00**	**52,100.00**	**52,100.00**	**52,400.00**	**300.00**	**0.01**
Recycling - Materials										
1-4-9533-3005 Advertising				443.62	7,753.16	8,000.00	8,000.00	8,000.00	0.00	0.00
1-4-9533-3188 Diaper Recycling Program				1,800.00	1,800.00	2,000.00	1,800.00	2,000.00	0.00	0.00
1-4-9533-3435 Membership				396.86	396.86	425.00	397.00	500.00	75.00	0.18
1-4-9533-3595 Recycling Bins				7,754.35	4,693.68	5,000.00	5,000.00	5,000.00	0.00	0.00
Total Recycling - Materials				**10,394.83**	**14,643.70**	**15,425.00**	**15,197.00**	**15,500.00**	**75.00**	**0.00**
Recycling - Contracts										
1-4-9534-4200 Contracts				725,060.61	830,923.07	748,055.00	837,764.00	775,200.00	27,145.00	0.04
Total Recycling - Contracts				**725,060.61**	**830,923.07**	**748,055.00**	**837,764.00**	**775,200.00**	**27,145.00**	**0.04**
Composting - Salaries & Ben.										
1-4-9541-1100 Regular Salaries				1,828.21	5,440.77	0.00	0.00	0.00	0.00	0.00
1-4-9541-1120 Part-time wages				11,885.15	6,408.83	26,656.00	14,901.00	27,122.00	466.00	0.02
1-4-9541-1125 Seasonal Employees				0.00	359.26	0.00	0.00	0.00	0.00	0.00
1-4-9541-1130 Overtime Wages				0.00	288.30	0.00	0.00	0.00	0.00	0.00
1-4-9541-1210 E.H.T.				271.36	244.09	0.00	0.00	529.00	529.00	0.00
1-4-9541-1220 C.P.P.				553.84	440.15	0.00	0.00	1,169.00	1,169.00	0.00

CITY OF/CITE DE CLARENCE-ROCKLAND

2018 OPERATING BUDGET

For Period Ending 31-Dec-2018

.	CC1	CC2	CC3	2016 YEAR END	2017 YEAR TO DATE	2017 BUDGET	2017 FORECAST	2018 BUDGET	VARIANCE AMOUNT	VARIANCE %
1-4-9541-1230 E.I.				362.88	256.34	0.00	0.00	523.00	523.00	0.00
1-4-9541-1240 W.C.B.				393.29	382.83	0.00	0.00	827.00	827.00	0.00
1-4-9541-1250 OMERS				158.96	496.95	0.00	0.00	0.00	0.00	0.00
1-4-9541-1260 Group Insurance				145.24	620.16	0.00	0.00	0.00	0.00	0.00
Total Composting - Salaries & Ben.				**15,598.93**	**14,937.68**	**26,656.00**	**14,901.00**	**30,170.00**	**3,514.00**	**0.13**
Composting - Materials										
1-4-9543-3005 Advertising				209.63	0.00	1,800.00	0.00	1,000.00	-800.00	-0.44
1-4-9543-3215 Equipment Rental				4,326.28	16,297.36	10,000.00	10,000.00	10,000.00	0.00	0.00
1-4-9543-3425 Materials				581.00	1,337.19	1,500.00	1,301.00	1,000.00	-500.00	-0.33
Total Composting - Materials				**5,116.91**	**17,634.55**	**13,300.00**	**11,301.00**	**12,000.00**	**-1,300.00**	**-0.10**
Composting - Contracts										
1-4-9544-4370 Sub-Contracts				67,921.75	736.56	8,000.00	737.00	8,000.00	0.00	0.00
Total Composting - Contracts				**67,921.75**	**736.56**	**8,000.00**	**737.00**	**8,000.00**	**0.00**	**0.00**
H.H.W. - Salaries & Ben.										
1-4-9551-1120 Part-time Wages				22,292.81	22,891.04	16,703.00	22,891.00	16,995.00	292.00	0.02
1-4-9551-1130 Overtime Wages				0.00	347.87	0.00	348.00	0.00	0.00	0.00
1-4-9551-1210 E.H.T.				44.55	453.68	380.00	454.00	331.00	-49.00	-0.13
1-4-9551-1220 C.P.P.				2,226.43	1,043.80	642.00	1,044.00	668.00	26.00	0.04
1-4-9551-1230 E.I.				586.50	530.95	319.00	531.00	328.00	9.00	0.03
1-4-9551-1240 W.C.B.				642.15	765.38	474.00	691.00	518.00	44.00	0.09
Total H.H.W. - Salaries & Ben.				**25,792.44**	**26,032.72**	**18,518.00**	**25,959.00**	**18,840.00**	**322.00**	**0.02**
H.H.W. - Materials										
1-4-9553-3310 H.H.W.				16,080.63	19,803.53	17,000.00	19,752.00	17,000.00	0.00	0.00
Total H.H.W. - Materials				**16,080.63**	**19,803.53**	**17,000.00**	**19,752.00**	**17,000.00**	**0.00**	**0.00**
Total EXPENSE				**2,264,546.09**	**2,446,920.21**	**2,367,543.00**	**2,475,797.00**	**2,447,612.00**	**80,069.00**	**0.03**
Total WASTE				**2,264,546.09**	**2,446,920.21**	**2,367,543.00**	**2,475,797.00**	**2,447,612.00**	**80,069.00**	**0.03**
Total EXPENSES				**2,264,546.09**	**2,446,920.21**	**2,367,543.00**	**2,475,797.00**	**2,447,612.00**	**80,069.00**	**0.03**
Total .				**-141,341.31**	**-69,768.06**	**0.00**	**28,685.00**	**0.00**	**0.00**	**0.00**

Cité de / City of Clarence-Rockland
2018 Budget 2018

Table des matières/ Table of Contents

VIII - Budget d'immobilisations/ Capital Budget

	Page
Projets en progression/ Works in progress (WIP) - Sommaire/ Summary	1
A) Projets qui se sont terminés en 2017 / Projects completed in 2017	2
B) Projets se poursuivant après 2017 / Projects on going beyond 2017	3
C) Projets fermés / Projects to close	5
Budget d'immobilisations 2018 Capital budget	6
Fiches détaillés des projets en capital / Capital projects detailed sheets	10

Cité de / City of Clarence-Rockland
Projets en progression / Works in progress (WIP)
Sommaire / Summarie 2017

	%	#	Budget	Spent as at Dec 31	Unspent
A) Projets qui se sont terminés en 2017 Projects completed in 2017	54.5%	48	$ 8,242,254	$ 7,470,293	$ 771,961
B) Projets se poursuivant après 2017 Projects on going beyond 2017	38.6%	34	29,415,158	1,582,563	27,832,595
C) Projets fermés Projects to close	6.8%	6	2,771,902	-	2,771,902
Total		**88**	**$ 40,429,314**	**$ 9,052,856**	**$ 31,376,458**

Cité de / City of Clarence-Rockland

Projets en progression / Works in progress (WIP)

A) Projets qui seront terminés en 2017 / Projects to be completed in 2017

				Budget	Spent as at Dec 31	Unspent at Dec 31
	Finance and Economic Development					
1	2017	8230-9895	Review of Vacant Lands Contaminated	$ 25,000	$ 12,711	12,289
2	2017	8230-9896	Development of Business Case for Industrial Park	$ 25,000	$ 25,338	-338
	Community Services					
3	2015	6110-9953	Daycare Equipment	$ 91,577	$ 24,370	67,207
4	2015	7480-9177	Bourget Recreation Centre (Roof)	$ 76,138	$ 77,592	-1,454
5	2015	7250-1501	Hammond Park - Development Tennis	$ 44,829	$ 43,655	1,174
6	2016	7250-9876	Play Structures - Clarence Creek	$ 18,317	$ 12,000	6,317
7	2016	7490-9738	St-Pascal Recreation Centre	$ 50,000	$ 49,349	651
8	2016	7420-9249	Clarence Creek Arena	$ 110,023	$ 97,278	12,745
9	2017	7450-5535	Culture and Art Centre (Shingles - roofing)	$ 4,579	$ 4,579	0
10	2017	7510-9817	Chamberland Center (Shingles - roofing)	$ 5,695	$ 5,695	0
11	2017	7250-9853	Shelter for the Simon Park	$ 37,000	$ 31,902	5,098
12	2017	7250-9738	St-Pascal Ball Diamond (Septic Tank)	$ 10,000	$ 8,955	1,045
	Protective Services					
13	2017	2140-3773	Fire Truck Car 1 (Tahoe)	$ 25,000	$ 25,440	-440
	Infrastructure and Planning					
			Infrastructure			
14	2016	3110-9071	Garage improvements 417 Lemay	$ 48,212	$ 48,212	0
			Planning			
15	2016	8110-9286	City Signs	$ 50,000	$ 38,969	11,031
			Roads			
16	2014	3200-9392	Caron Utilities Relocation	$ 108,773	$ 15,642	93,131
17	2015	3260-9299	Ditching Foresthill-BlueJay	$ 86,555	$ 87,362	-807
18	2016	3200-9077	St-Joseph	$ 2,340,426	$ 2,336,406	4,019
19	2016	3200-9888	Intersection Laurier-Laporte	$ 26,649	$ 26,649	0
20	2016	3200-9889	St-Jacques Design	$ 39,763	$ 39,763	-0
21	2017	3200-9874	Scratch Coat	$ 520,000	$ 523,718	-3,718
22	2017	3200-9864	Surface Treatment	$ 500,000	$ 490,648	9,352
23	2017	3200-9074	Surface Treatment Poupart	$ 200,000	$ 108,007	91,993
24	2017	3240-9890	Bridge Boileau + wip 2016	$ 912,010	$ 710,413	201,597
25	2017	3200-9568	Reconstruction - Marquette-Vaudreuil-Lasalle	$ 286,000	$ 283,461	2,539
26	2017	3200-9809	Paving Bouvier	$ 350,000	$ 342,946	7,054
27	2017	3200-9232	Sidewalk Program	$ 80,000	$ 80,261	-261
28	2017	3260-9067	Closing Ditches and Jules Saumure Park	$ 50,000	$ 53,383	-3,383
29	2017	3260-9872	Ditch and Embankments Cleaning	$ 100,000	$ 78,856	21,144
30	2017	3260-9572	Storm Landry - Clarence Creek	$ 50,000	$ 35,710	14,290
31	2017	3200-9893	Pedestrian Path Resurfacing St-Denis	$ 15,000	$ 14,704	296
32	2017	3200-9894	Victoria Street Design and Steps Reconstruction	$ 200,000	$ 165,736	34,264
33	2017	3200-9497	Rue Celine - Jocerock	$ 201,184	$ 188,881	12,303
34	2017	3200-9076	Rue St-Laurent	$ 15,000	$ 13,881	1,119
35	2017	3200-9755	Rue Campeau	$ 50,000	$ 49,859	141
			Fleet			
36	2016	3140-9031	Grader - with Plow	$ 280,000	$ 279,745	255
37	2016	3140-9235	Truck with salter and Plow (11 years old)	$ 325,000	$ 322,036	2,964
38	2017	3140-9676	Blower (Resolution 2016-122)	$ 125,000	$ 108,662	16,338
39	2017	3140-9672	Tractor with Bucket and mower 8' for ditches	$ 104,433	$ 102,385	2,048
40	2016	7110-9440	Cube Van	$ 55,000	$ 53,329	1,671
41	2017	9100-9813	Ford Ranger (Water)	$ 30,000	$ 29,968	32
42	2017	7310-9672	Kubota	$ 8,000	$ 6,406	1,594
43	2017	7110-9672	TYM Tractor (Rear blower)	$ 8,000	$ 8,090	-90
44	2017	7420-9878	Ice Resurfacer (2018)	$ -	$ -	0
	Rate Supported					
45	2016	9315-9496	Sanitary Sewer Laurier Phase II	$ 314,091	$ 314,091	0
46	2017	9115-9554	Industrielle Watermain Decom	$ 100,000	$ 31,399	68,601
47	2017	9523-4200	Landfill fence	$ 80,000	$ 35,801	44,199
48	2017	9523-9077	Landfill capping	$ 60,000	$ 26,048	33,952
				$ 8,242,254	$ 7,470,293	771,961

Cité de / City of Clarence-Rockland

Projets en progression / Works in progress (WIP)

B) Projets se poursuivant après 2017 / Projects on going beyond 2017

			Budget	Spent as at Dec 31	Unspent at Dec 31
1	2014	Strategic Plan	$ 24,358	$ 10,000	$ 14,358
Corporate Services					
2	2017	Document Management / share Point	$ 265,000	$ -	$ 265,000
Finance and Economic Development					
3	2013	IT Projects	$ 80,037	$ 7,495	$ 72,542
Community Services					
4	2014	Gare Station Bourget Developpment DC	$ 450,426	$ -	$ 450,426
5	2017	Bike Trails and Network + wip	$ 43,500	$ -	$ 43,500
6	2017	Clarence Creek Park (Baseball Field)	$ 50,000	$ -	$ 50,000
7	2017	Jean-Marc Lalonde Arena	$ 50,000	$ -	$ 50,000
8	2017	Shelter for the Bourget Park	$ 30,000	$ -	$ 30,000
9	2017	Dalrymple Park (Outside boards)	$ 20,000	$ -	$ 20,000
10	2017	Complex Repairs	$ 26,500	$ 1,290	$ 25,210
11	2017	Morris Village Park	$ 285,000	$ 9,285	$ 275,715
12	2017	Clarence Creek Community Centre (Washrooms)	$ 50,000	$ 13,380	$ 36,620
13	2017	Clarence Creek City Hall (Study for Generator)	$ 30,000	$ 13,870	$ 16,130
Protective Services					
14	2017	Radios	$ 200,000		$ 200,000
15	2014	Fire Training Live Burn Container	$ 75,000		$ 75,000
16	2015	Fire 3-Rockland Expansion-Construction [1]	$ 3,534,135	$ 259,895	$ 3,274,240
17	2017	Fire Station # 1 - Bourget [1]	$ 3,000,000	$ 8,781	$ 2,991,219
Infrastructure and Planning					
	Infrastructure				
18	2014	Expansion Garage	$ 299,013	$ -	$ 299,013
19	2017	Garage improvements 417 Lemay	$ 68,000	$ 64,520	3,480.02
20	2014	Snow Dump land	$ 347,561	$ 13,049	$ 334,512
	Planning				
21	2014	Secondary Plan Rockland (Sancor)	$ 250,000	$ -	$ 250,000
22	2017	City Beautification 2016 et 2017	$ 354,425	$ 55,968	$ 298,457
	Roads				
23	2014	Storm Sewer Master Plan	$ 400,000	$ 15,696	$ 384,304
24	2015	Caron Pond	$ 223,071	$ 7,781	$ 215,290
25	2017	Master Transportation Study	$ 130,000	$ 27,721	$ 102,279
26	2017	LED Street Lights	$ 800,000	$ 46,822	$ 753,178
27	2016	Storm Rodrigue	$ 337,160	$ 343,043	-$5,883
	Rate Supported				
28	2014	Bourget-Clarence Creek Sewers Construction	$ 1,000,000		$ 1,000,000
29	2014	Screening System WWTP c/w forcemain/station 1	$ 12,454,903	$ 50,421	$ 12,404,482
30	2015	Landfill Conception	$ 613,170	$ 598,218	$ 14,952
31	2016	Notre Dame Dump	$ 404,521	$ 26,586	$ 377,935
32	2017	Geoware - Landfill / Weight scale	$ 26,000	$ -	$ 26,000

Cité de / City of Clarence-Rockland

Projets en progression / Works in progress (WIP)

B) Projets se poursuivant après 2017 / Projects on going beyond 2017

			Budget	Spent as at Dec 31	Unspent at Dec 31
33	2017	Pumping Station #3	$ 50,000	$ -	$ 50,000
34	2017	Waterlooping (Bourget and Clarence Creek)	$ 3,340,000	$ 8,743	$ 3,331,257
	2017	Ice Resurfacer	$ 103,378	$ -	$ 103,378
			$ 29,415,158	$ 1,582,563	$ 27,832,595

Cité de / City of Clarence-Rockland
Projets en progression / Works in progress (WIP)

C) Projets fermés / Projects to close

		Budget	Spent	Unspent	Ward
Infrastructure and Planning					
2016	Special Area Secondary Plan	$ 54,814	$ -	$ 54,814	
	Roads				
2017	Easement Ditching Clark	$ 25,000	$ -	$ 25,000	
2017	St-Jacques Reconstruction	$ 1,695,088		$ 1,695,088	1
	Sewer				
2017	St-Jacques Reconstruction	$ 371,000	$ -	$ 371,000	1
	Water				
2017	St-Jacques Reconstruction	$ 361,000	$ -	$ 361,000	1
	Fleet				
2017	GMC 5500 4x4 / TC5C044 with plow 2008	$ 265,000		$ 265,000	all
		$ 2,771,902	$ -	$ 2,771,902	

Cité de / City of Clarence-Rockland
Budget 2018
Budget d'immobilisations 2018/ 2018 Capital Budget

#	Titre / Title	Total $	Croissance Growth	Fonds reserves Reserve funds	Octroies Grant	Dette / Debt Tax	Dette / Debt Other	Page #
	Services communautaires/ Community Services							
1	*Aréna de Clarence - Salle de bain salle communautaire *Clarence Creek Arena - Renovations washrooms	100,000	0	100,000	0	0		10
2	*Parc Village Morris - Développement du parc *Morris Village Park - Park Development	200,000	0	0	0	200,000		11
3	Centre arts & culture - chauffage et climatisation Arts ans Cultrual Centre- heating and air conditioning	25,000	0	25,000	0	0		13
4	Centre R. Lalonde - chauffage et climatisation R. Lalonde Centre- heating and air conditioning	25,000	0	25,000	0	0		14
5	Complexe récréatif Toiture Recreational Complex Roof	30,000	0	30,000	0	0		15
6	Aréna de Clarence Toiture Clarence Creek Arena Roof	15,000	0	15,000	0	0		16
7	Hôtel de ville à Clarence Toiture Clarence Creek City Hall Roof	10,000	0	10,000	0	0		17
8	Parc Laviolette - bande de patinoire Laviolette Park - outdoor skating boards	30,000	0	30,000	0	0		18
9	Parc Richelieu-Grande-Rivière - bande de patinoire Richelieu Grande Rivière Park - outdoor rink boards	30,000	0	30,000	0	0		19
10	Parc Naturel Lavigne - aménagement Naturel Lavigne Park - development	75,000	67,500	7,500	0	0		20
11	Aréna de Clarence - salle communautaire Clarence Creek Arena - Community Hall	30,000	0	30,000	0	0		21
12	Aréna de Clarence Creek - génératrice Clarence Creek Arena generator	150,000	0	150,000	0	0		22
13	Aréna Jean-Marc Lalonde - aménagement Jean-Marc Lalonde Arena - redevelopment	110,000	0	110,000	0	0		23
14	Parc St-Pascal gazebo St-Pascal Park - gazebo	15,000	0	0	15,000	0		24
15	Parc Alphonse Carrière - sentier accessible Alphose Carrière Park - accessible path	55,000	0	0	55,000	0		25
16	Parc de jeux d'eau Bourget - sentier d'asphalte Bourget splash pad - asphalth path	15,000	0	0	15,000	0		29
17	Parc Jules Saumure - sentier d'asphalte Jules Saumure Park - accessible path	50,000	0	0	50,000	0		30
18	Salle serveur - système d'extinction des feux IT server room - fire extinguishing system	25,000	0	25,000	0	0		31
	Total Services communautaires/ Community Services	**990,000**	**67,500**	**587,500**	**135,000**	**200,000**	**0**	

*Financement aditionnel requis pour les projets en progression
Additional financing required for work in progress projects

Cité de / City of Clarence-Rockland
Budget 2018
Budget d'immobilisations 2018/ 2018 Capital Budget

#	Titre / Title	Total $	Croissance Growth	Fonds reserves Reserve funds	Octroies Grant	Dette / Debt Tax	Dette / Debt Other	Page #
19	**Finances / Finances** Étude des redevances d'aménagement Development Charges Study	50,000	45,000	5,000	0	0		
20	Politique pour les redevances d'aménagement Policy Development Charges	25,000	22,500	2,500	0	0		
21	**Finances TI / Finances IT** Site Web Web site	70,000	0	70,000	0 0	0		32
	Total Finances / Finances	**145,000**	**67,500**	**77,500**	**0**	**0**	**0**	
22	**Protection / Protective services** 2002 Bateau de sauvetage eau/glace de déploiement rapide 2002 Ice Water Rescue Rapid Deployment Craft	5,000	0	5,000	0	0		33
23	Système électronique de gestion des dossiers New Records Management Software Program	27,000	0	27,000	0	0		35
24	Système de formation à la gestion des incidents Blue card command (IPAD)	12,000	0	12,000	0	0		37
25	Caméra Thermique Thermal imaging camera	5,000	0	5,000	0	0		39
26	2 Équipement de sauvetage pour pompiers en difficulté 2 Downed Firefighter Rescue Equipment	9,000	0	9,000	0	0		41
	Total Protection / Protective services	**58,000**	**0**	**58,000**	**0**	**0**	**0**	
27	**Bibliothèque / Library** Système intégré de gestion de bibliothèque Integrated Library System	41,380	0	41,380	0	0		43
	Total Bibliothèque / Library	**41,380**	**0**	**41,380**	**0**	**0**		
28	**Aménagement du territoire / Planning** *Enseignes Cité phase finale *City signs final phase	125,000	0	125,000	0	0		45
29	Révision du Plan Officiel de l'aire urbaine Urban Area Official Plan review	30,000	13,500	16,500	0	0		47
	Total aménagement du territoire / Planning	**155,000**	**13,500**	**141,500**	**0**	**0**	**0**	
30	**Travaux publics / Public Works** *Agrandissement du garage municipal *Municipal garage expansion	375,000	25,000	0	0	350,000		48
	Total travaux publics / Public Works	**375,000**	**25,000**	**0**	**0**	**350,000**	**0**	

*Financement aditionnel requis pour les projets en progression
Additional financing required for work in progress projects

Cité de / City of Clarence-Rockland
Budget 2018
Budget d'immobilisations 2018/ 2018 Capital Budget

#	Titre / Title	Total $	Croissance Growth	Fonds reserves Reserve funds	Octroies Grant	Dette / Debt Tax	Dette / Debt Other	Page #
	Routes / Road							
31	*Étang de rétention rue Caron *Pond Caron street	1,000,000	0	0	0		1,000,000	50
32	Route Lacasse Road	700,000	0	0	0		700,000	52
33	Rue Edwards Street	132,000	0	32,000	100,000	0		54
34	Rue Laurier Street (phase 1/2)	130,000	0	0	130,000	0		56
35	Rue Bouvier Street	350,000	0	350,000	0	0		58
36	Rue Butler traitement de surface (phase 1/2) Surface treatment Butler street (phase 1/2)	20,000	0	20,000	0	0		60
37	Rue Bouvier traitement de surface (phase 1/2) Surface treatment Bouvier street (phase 1/2)	20,000	0	20,000	0	0		62
38	Rue St-Félix traitement de surface Surface treatment st-Félix street	306,000	0	0	306,000	0		64
39	Pont north Indian Creek Bridge	30,000	0	0	30,000	0		66
40	Pont Tucker Bridge	30,000	0	0	30,000	0		68
41	Pont Bear Brook Overflow Bridge	55,000	0	0	55,000	0		70
42	Ponceau Lacasse Culvert	285,000	0	0	285,000	0		72
43	Ponceau Butler / Legault Culvert	1,254,000	0	0	0		1,254,000	74
44	Ponceau Landry Culvert (phase 1/2)	25,000	0	25,000	0	0		76
45	Ponceau Vinette East Culvert (phase 1/2)	25,000	0	25,000	0	0		78
46	Ponceau Vinette West Culvert (phase 1/2)	25,000	0	25,000	0	0		80
47	Ponceau St-Félix Culvert	120,000	0	120,000	0	0		82
48	Étude de creusement de fossés dans toute la ville Ditching City Wide study	125,000	0	125,000	0	0		
49	Ponceau Baseline Culvert	272,750	0	0	272,750	0		84
50	Ponceau Laurier Culvert (phase 1/2)	20,000	0	20,000	0	0		86
51	Rue St-Jean trottoir - lumières Street St-Jean sidewalk - lights	300,000	240,000	60,000	0	0		88
52	Design pour la Montée Poupart et rue adjacente Poupart Side Road and adjacent street design	100,000	80,000	20,000	0	0		90
53	St-Jacques St	140,000	0	0	140,000	0		
54	Lotissement Verdun Subdivision	402,000	0	402,000	0	0		92
	Total routes / Road	**5,866,750**	**320,000**	**1,244,000**	**1,348,750**	**0**	**2,954,000**	

*Financement aditionnel requis pour les projets en progression
Additional financing required for work in progress projects

Cité de / City of Clarence-Rockland
Budget 2018
Budget d'immobilisations 2018/ 2018 Capital Budget

#	Titre / Title	Total $	Croissance Growth	Fonds reserves Reserve funds	Octroies Grant	Dette / Debt Tax	Dette / Debt Other	Page #
	Véhicules /Fleet							
55	2008 -camion 3 tonne travaux publics 2008 -3 ton snow plow publics works	320,000	0	0	0	320,000		94
56	2006 camion F450 travaux publics 2006 Pickup F450 publics works	65,000	0	65,000	0	0		96
57	2007 camion F150 loisirs 2007 Pickup F150 recreation	45,000	0	45,000	0	0		98
58	1992 tracteur loisirs 1992 tractor recreation	80,000	0	80,000	0	0		99
59	Nouveau -Resurfaceuse de glace extérieur New outdoor ice resurfacer	20,000	0	20,000	0	0		100
60	Nouveau camion infrastructures New pickup Infrastructures	30,000	0	30,000	0	0		102
	Total Véhicules /Fleet	**560,000**	**0**	**240,000**	**0**	**320,000**	**0**	
	Égout sanitaire / Sewer							
61	*Poste de pompage égouts #3 *Sanitary Sewage Pumping # 3	20,000	0	20,000	0	0		104
62	Poste de pompage d'égout # 2 - étude Sanitary sewage pumping station 2 - study	100,000	0	100,000	0	0		106
63	Bassin de drainage d'égout # 2 Sanitary Sewage bassin # 2	300,000	0	300,000	0	0		108
			0					
	Total Égout sanitaire / Sewer	**420,000**	**0**	**420,000**	**0**	**0**	**0**	
	Eau / Water							
64	Rue Edwards Street - County 17 to Albert	250,000	0	250,000	0	0		110
65	Rue Laurier Street- Giroux to Simoneau (phase 1/2)	50,000	0	50,000	0	0		112
66	Rue Gareau Street - Wallace to Laurier (phase 1/2)	71,000	0	71,000	0	0		114
67	Rue Pouliotte Street - End to Laurier (phase 1/2)	127,000	0	127,000	0	0		116
68	Station de surpression de la rue Caron Booster station, Caron Street	25,000	25,000	0	0	0		118
69	Usine traitement de l'eau potable-Efficaticité énergétique Water Treatment Plant - Energy Efficiency Retrofit	150,000	0	128,395	21,605	0		120
	Total Eau / Water	**673,000**	**25,000**	**626,395**	**21,605**	**0**	**0**	
	Déchet / Waste							
70	*Dépotoir Notre Dame *Notre Dame landfill	525,000	0	0	0		525,000	122
71	Site d'enfouissement clôtures Landfill Facility fences	35,000	0	35,000	0	0		124
72	Site d'enfouissement capage Landfill Facility capping	40,000	0	40,000	0	0		
73	1993 Loader	250,000	0	0	0		250,000	126
	Total Déchet / Waste	**850,000**	**0**	**75,000**	**0**	**0**	**775,000**	
	Total 2018	**10,134,130**	**518,500**	**3,511,275**	**1,505,355**	**870,000**	**3,729,000**	
	Beginning Balance 1 Jan 18							
	2018 budget allocation	**10,134,130**	**518,500**	**3,511,275**	**1,505,355**	**870,000**	**3,729,000**	

*Financement aditionnel requis pour les projets en progression
Additional financing required for work in progress projects

Cité de / City of Clarence-Rockland
2018 Budget 2018
Fiche Détaillée Capital Budget Project Detail Sheet

Department	Services communautaires / Community Services
Nom du projet	Aréna de Clarence Creek - Rénovation des salles de bain
Project name	Clarence Creek arena - Renovations washrooms
Ward	5
Début/Start	April
Fin /End	October

Expenses	Total	2018	2019	2020	2021	2022
Construction	$ 100,000	100,000				
Consultant	-					
Design						
Internal						
Total Expenditures	$ 100,000	$ 100,000	$ -	$ -	$ -	$ -
Revenues						
	-					
	-					
Building reserve	100,000	100,000				
	-					
Total revenues	$ 100,000	$ 100,000	$ -	$ -	$ -	$ -
Net cost or debt	$ -	$ -	$ -	$ -	$ -	$ -

Operating Budget Impact	2018	2019	2020
Costs(Savings)	$ -	$ -	$ -

Objective of Project

Le Service a mis 50 000$ au budget 2017 afin de rénover les salles de bain. Suite aux soumissions obtenues en 2017, le coût des rénovations est beaucoup plus dispendieux qu'anticipé. Le projet consiste à refaire la plomberie, le système de chauffage et l'électricité en plus de remplacer l'ensemble des équipements (p.ex., toilettes, urinoirs, robinets, éviers, comptoirs, etc.)

The department had put aside $50 000 in the 2017 budget in order to renovate the washrooms. Due to the tenders that was retained in 2017, the cost of the renovations was more expensive than anticipated. The project consists of redoing all the plumbing, heating system and electricity and also to replace fixtures (ex: toilettes, urinals, taps, sinks, countertops, etc.)

Asset Management Program

Operational Impact

Cité de / City of Clarence-Rockland
2018 Budget 2018
Fiche Détaillée Capital Budget Project Detail Sheet

Department	Services communautaires / Community Services
Nom du projet	Parc Village Morris - Développement de parc
Project name	Morris Village Park - Park Development
Ward	3
Début/Start	April
Fin /End	November

Expenses	Total	2018	2019	2020	2021	2022
Construction	$ 200,000	200,000				
Consultant	-					
Design						
Internal						
Total Expenditures	$ 200,000	$ 200,000	$ -	$ -	$ -	$ -
Revenues						
	-					
	-					
	-					
	-					
Total revenues	$ -	$ -	$ -	$ -	$ -	$ -
Net cost or debt	$ 200,000	$ 200,000	$ -	$ -	$ -	$ -

Operating Budget Impact	2018	2019	2020
Costs(Savings)	$ -	$ -	$ -

Objective of Project

Le Service a mis 285 000$ au budget 2017 afin d'effectuer le développement du parc. Suite aux recommandations / demandes du comité du parc le Service n'aura pas les fonds nécessaires afin d'accomplir tout le projet. Le Service demande donc un montant additionnel afin d'effectuer l'ensemble du projet en une seule étape. Voir le plan concept proposé à la prochaine page.

The department had set aside $285 000 to the 2017 budget for the development of the park. Due to recommendations / request from the park committee, the department will not have the necessary funds to complete the project. The department will ask for an additional amount in order to complete the project all at once. See the proposed concept plan on the next page.

Asset Management Program

Operational Impact

Le développement du parc du Village Morris engendrera des coûts d'opérations supplémentaires d'environ 10 000$ par année (p.ex., entretient de la patinoire extérieure, frais d'électricité pour les lumières, maintenance générale du parc, etc.)

The development of the Morris Village park will have additional operating costs of approximately $10,000 per year (ex: outdoor rink maintenance, lighting electricity cost, general park maintenance)

Cité de / City of Clarence-Rockland
2018 Budget 2018
Fiche Détaillée Capital Budget Project Detail Sheet

Department	Services communautaires / Community Services		
Nom du projet	Parc Village Morris - Développement de parc		
Project name	Morris Village Park - Park Development		
Ward	3	Début/Start	April
		Fin /End	November

Cité de / City of Clarence-Rockland
2018 Budget 2018
Fiche Détaillée Capital Budget Project Detail Sheet

Department	Services communautaires / Community Services
Nom du projet	Centre des arts et de la culture - Changement système chauffage & climatisation
Project name	Arts and Cultural Centre - Change over heating system and air conditioning
Ward	3
	Début/Start February
	Fin /End May

Expenses	Total	2018	2019	2020	2021	2022
Construction	$ 25,000	25,000				
Consultant	-					
Design						
Internal						
Total Expenditures	$ 25,000	$ 25,000	$ -	$ -	$ -	$ -
Revenues						
	-					
	-					
Equipment reserve	25,000	25,000				
	-					
Total revenues	$ 25,000	$ 25,000	$ -	$ -	$ -	$ -
Net cost or debt	$ -	$ -	$ -	$ -	$ -	$ -

Operating Budget Impact	2018	2019	2020
Costs(Savings)	$ -	$ -	$ -

Objective of Project

Le centre est présentement chauffé à l'aide d'un système électrique. Le projet consiste en l'installation d'un système de chauffage au gaz naturel et l'installation d'un système d'air climatisé central. L'objectif est de minimiser considérablement les coûts d'électricité.

The centre is presently heated by electric baseboard. The project consists of installing a natural gas heating system and installation of a central air conditioning.Which will reduce the electricity cost.

Asset Management Program

Ce projet est identifié à l'intérieur du plan de gestion de l'énergie.

This project is identified in the energy management plan.

Operational Impact

Le Service prévoit un économie des coûts d'électricité d'environ 4 000$ par année. Les coûts du projet seront donc recupérés en moins de 10 ans.

The department forecasts savings of about $4 000 per year. The cost of the project will be recovered in less than 10 years.

Cité de / City of Clarence-Rockland
2018 Budget 2018
Fiche Détaillée Capital Budget Project Detail Sheet

Department	Services communautaires / Community Services
Nom du projet	Centre comm. Ronald Lalonde - Changement système chauffage & climatisation
Project name	Ronald Lalonde Community Centre - Change over heating system and air conditioning
Ward	6
	Début/Start February
	Fin /End May

Expenses	Total	2018	2019	2020	2021	2022
Construction	$ 25,000	25,000				
Consultant	-					
Design						
Internal						
Total Expenditures	$ 25,000	$ 25,000	$ -	$ -	$ -	$ -
Revenues						
	-					
	-					
Equipment reserve	25,000	25,000				
	-					
Total revenues	$ 25,000	$ 25,000	$ -	$ -	$ -	$ -
Net cost or debt	$ -	$ -	$ -	$ -	$ -	$ -

Operating Budget Impact	2018	2019	2020
Costs(Savings)	$ -	$ -	$ -

Objective of Project

Le centre est présentement chauffé à l'aide d'un système électrique. Le projet consiste en l'installation d'un système de chauffage au gaz naturel et l'installation d'un système d'air climatisé central. L'objectif est de minimiser considérablement les coûts d'électricité.

The centre is presently heated by electric baseboard. The project consists of installing a natural gas heating system and installation of a central air conditioning.Which will reduce the electricity cost.

Asset Management Program

Ce projet est identifié à l'intérieur du plan de gestion de l'énergie.

This project is identified in the Energy Management Plan.

Operational Impact

Le Service prévoit un économie des coûts d'électricité d'environ 6000$ par année. Les coûts du projet seront donc recouverts en moins de 5 ans.

The department forecasts savings of about $4 000 per year. The cost of the project will be recovered in less than 10 years.

Cité de / City of Clarence-Rockland
2018 Budget 2018
Fiche Détaillée Capital Budget Project Detail Sheet

Department	Services communautaires / Community Services
Nom du projet	Complexe récréatif - Toiture
Project name	Recreational Complex - Roof
Ward	3
Début/Start	June
Fin /End	September

Expenses	Total	2018	2019	2020	2021	2022
Construction	$ 30,000	30,000				
Consultant	-					
Design						
Internal						
Total Expenditures	$ 30,000	$ 30,000	$ -	$ -	$ -	$ -
Revenues						
	-					
	-					
Complexe reserve	30,000	30,000				
	-					
Total revenues	$ 30,000	$ 30,000	$ -	$ -	$ -	$ -
Net cost or debt	$ -	$ -	$ -	$ -	$ -	$ -

Operating Budget Impact	2018	2019	2020
Costs(Savings)	$ -	$ -	$ -

Objective of Project

Quelques coulisses mineures ont été perçues le long des points faibles du toit (p.ex., unité de chauffage, ancrage, etc.) Le projet consiste à faire des réparations préventives de tous les points faibles du revêtement de la toiture. Ce projet permettra d'éviter des dommages plus importants à long terme.

A few minor leaks have been seen along the weak spots of the roof. (ex: heating unit, anchor, etc.) The project involves preventive repairs to all weak spots of the roof.

Asset Management Program

Operational Impact

Cité de / City of Clarence-Rockland
2018 Budget 2018
Fiche Détaillée Capital Budget Project Detail Sheet

Department	Services communautaires / Community Services
Nom du projet	Aréna de Clarence Creek - Toiture
Project name	Clarence Creek Arena - Roof
Ward	5
	Début/Start July
	Fin /End September

Expenses	Total	2018	2019	2020	2021	2022
Construction	$ 15,000	15,000				
Consultant	-					
Design						
Internal						
Total Expenditures	$ 15,000	$ 15,000	$ -	$ -	$ -	$ -
Revenues						
	-					
	-					
Building reserve	15,000	15,000				
	-					
Total revenues	$ 15,000	$ 15,000	$ -	$ -	$ -	$ -
Net cost or debt	$ -	$ -	$ -	$ -	$ -	$ -

Operating Budget Impact	2018	2019	2020
Costs(Savings)	$ -	$ -	$ -

Objective of Project

La toiture plate au -dessus des salles de bains de la salle communautaire de l'aréna de Clarence Creek coule. La membrane a atteint sa durée de vie utile et doit être remplacée / réparée afin d'éviter des dommages plus importants.

The flat roof above the washrooms of the Clarence Creek community hall leaks. The membrane reached its life expectancy and must be replaced / repaired in order to avoid further damage.

Asset Management Program

Le remplacement de cette toiture fais partie du plan de gestion des actifs de l'aréna de Clarence Creek.

The replacement of the roof is part of the asset management plan of the Clarence Creek arena.

Operational Impact

Cité de / City of Clarence-Rockland
2018 Budget 2018
Fiche Détaillée Capital Budget Project Detail Sheet

Department	Services communautaires / Community Services
Nom du projet	Hôtel de ville à Clarence Creek -Toiture
Project name	Clarence Creek City Hall - Roof
Ward	All
Début/Start	June
Fin /End	September

Expenses	Total	2018	2019	2020	2021	2022
Construction	$ 10,000	10,000				
Consultant	-					
Design						
Internal						
Total Expenditures	$ 10,000	$ 10,000	$ -	$ -	$ -	$ -
Revenues						
	-					
	-					
Building reserve	10,000	10,000				
	-					
Total revenues	$ 10,000	$ 10,000	$ -	$ -	$ -	$ -
Net cost or debt	$ -	$ -	$ -	$ -	$ -	$ -

Operating Budget Impact	2018	2019	2020
Costs(Savings)	$ -	$ -	$ -

Objective of Project

La toiture plate au-dessus de l'entrée arrière de l'hôtel de ville à Clarence Creek coule. La membrane a atteint sa durée de vie utile et doit être remplacée / réparée afin d'éviter des dommages plus importants.

The flat roof over the back entrance of the Clarence Creek City Hall has been leaking. The membrane reached its life expectancy and must replaced / repaired in order to avoid further damage.

Asset Management Program

Le remplacement de cette toiture fais partie du plan de gestion des actifs de l'hôtel de ville de Clarence Creek.

The replacement of the roof is part of the asset management plan of the Clarence Creek City Hall.

Operational Impact

Cité de / City of Clarence-Rockland
2018 Budget 2018
Fiche Détaillée Capital Budget Project Detail Sheet

Department	Services communautaires / Community Services
Nom du projet	Parc Laviolette - Bande de patinoire
Project name	Laviolette Park - Outdoor skating boards
Ward	1
Début/Start	Septembre
Fin /End	October

Expenses	Total	2018	2019	2020	2021	2022
Construction	$ 30,000	30,000				
Consultant	-					
Design						
Internal						
Total Expenditures	$ 30,000	$ 30,000	$ -	$ -	$ -	$ -
Revenues						
	-					
	-					
Cash-in-Lieu Park	30,000	30,000				
	-					
Total revenues	$ 30,000	$ 30,000	$ -	$ -	$ -	$ -
Net cost or debt	$ -	$ -	$ -	$ -	$ -	$ -

Operating Budget Impact	2018	2019	2020
Costs(Savings)	$ -	$ -	$ -

Objective of Project

Les bandes de patinoire de bois ainsi que les filets protecteurs ont longuement dépassés leur durée de vie utile. Les bandes actuelles sont désuettes et ne sont plus sécuritaire. Le Service désire changer les bandes de patinoire en bois pour un système de bande en aluminium et en plastique. Les bandes de plastique améliorerait la qualité des installations ainsi que l'esthétique du parc tout en diminuant l'entretient annuel. Les bandes de plastique ont une durée de vie beaucoup plus longue que les bandes de bois.

The wooden rink boards and the protective netting have long exceeded their useful of life. The boards are obsolete and are no longer safe. The department wishes to change the wooden boards to an aluminum and plastic board. The plastic boards would improve the quality of the installations and as well as the aesthetics of the park while reducing the annual maintenance. The plastic boards have a longer lifespan compared to the wooden boards.

Asset Management Program

Operational Impact

Cité de / City of Clarence-Rockland
2018 Budget 2018
Fiche Détaillée Capital Budget Project Detail Sheet

Department	Services communautaires / Community Services
Nom du projet	Parc Richelieu Grande Rivière - Bande de patinoire
Project name	Richelieu Grande Rivière Park - Outdoor Rink boards
Ward	1
Début/Start	April
Fin /End	October

Expenses	Total	2018	2019	2020	2021	2022
Construction	$ 30,000	30,000				
Consultant	-					
Design						
Internal						
Total Expenditures	$ 30,000	$ 30,000	$ -	$ -	$ -	$ -
Revenues						
	-					
	-					
Cash-in-Lieu Park	30,000	30,000				
	-					
Total revenues	$ 30,000	$ 30,000	$ -	$ -	$ -	$ -
Net cost or debt	$ -	$ -	$ -	$ -	$ -	$ -

Operating Budget Impact	2018	2019	2020
Costs(Savings)	$ -	$ -	$ -

Objective of Project

Les bandes de patinoire de bois ainsi que les filets protecteurs ont longuement dépassés leur durée de vie utile. Les bandes actuelles sont désuettes et ne sont plus sécuritaire. Le Service désire changer les bandes de patinoire en bois pour un système de bande en aluminium et en plastique. Les bandes de plastique améliorerait la qualité des installations ainsi que l'esthétique du parc tout en diminuant l'entretien annuel. Les bandes de plastique ont une durée de vie beaucoup plus longue que les bandes de bois.

The wooden rink boards and the protective netting have long exceeded their useful of life. The boards are obsolete and are no longer safe. The department wishes to change the wooden boards to an aluminum and plastic board. The plastic boards would improve the quality of the installation and as the aesthetics of the park while reducing the annual maintenance. The plastic boards have a longer lifespan compared to the wooden boards.

Asset Management Program

Operational Impact

Cité de / City of Clarence-Rockland
2018 Budget 2018
Fiche Détaillée Capital Budget Project Detail Sheet

Department	Services communautaires / Community Services
Nom du projet	Parc Naturel Lavigne - Aménagement
Project name	Naturel Lavigne Park - Development
Ward	8
	Début/Start April
	Fin /End October

Expenses	Total	2018	2019	2020	2021	2022
Construction	$ 75,000	75,000				
Consultant	-					
Design						
Internal						
Total Expenditures	$ 75,000	$ 75,000	$ -	$ -	$ -	$ -
Revenues						
	-					
Cash-in-Lieu Park	7,500	7,500				
DC'S	67,500	67,500				
	-					
Total revenues	$ 75,000	$ 75,000	$ -	$ -	$ -	$ -
Net cost or debt	$ -	$ -	$ -	$ -	$ -	$ -

Operating Budget Impact	2018	2019	2020
Costs(Savings)	$ -	$ -	$ -

Objective of Project

Le parc Naturel Lavigne devient de plus en plus populaire et a besoin d'être aménagé convenablement (p.ex., agrandissement du stationnement, ajout de lumières, développement de pistes, etc.) Ce projet a été différé lors du processus budgétaire 2017.

The Natural Lavigne park is becoming more and more popular and needs to be developed appropriately (ex: extension of the parking lot, adding lights, path development, etc.) This project was deferred during the 2017 budget.

Asset Management Program

Operational Impact

Cité de / City of Clarence-Rockland
2018 Budget 2018
Fiche Détaillée Capital Budget Project Detail Sheet

Department	Services communautaires / Community Services
Nom du projet	Aréna de Clarence Creek - Rénovation de la salle communautaire
Project name	Clarence Creek Arena - Community Hall renovation
Ward	5

					Début/Start	April
					Fin /End	October
Expenses	Total	2018	2019	2020	2021	2022
Construction	$ 30,000	30,000				
Consultant	-					
Design						
Internal						
Total Expenditures	$ 30,000	$ 30,000	$ -	$ -	$ -	$ -
Revenues						
	-					
	-					
Building reserve	30,000	30,000				
	-					
Total revenues	$ 30,000	$ 30,000	$ -	$ -	$ -	$ -
Net cost or debt	$ -	$ -	$ -	$ -	$ -	$ -

Operating Budget Impact	2018	2019	2020
Costs(Savings)	$ -	$ -	$ -

Objective of Project

Suite aux rénovations des salles de bain, le Service désire peinturer et refaire les planchers de la salle communautaire.

Due to the renovations of the washrooms, the department would like to paint and redo the floors in the community hall.

Asset Management Program

Operational Impact

Cité de / City of Clarence-Rockland
2018 Budget 2018
Fiche Détaillée Capital Budget Project Detail Sheet

Department	Services communautaires / Community Services
Nom du projet	Aréna de Clarence Creek - Génératrice
Project name	Clarence Creek Arena Generator
Ward	5
	Début/Start Mai
	Fin /End Octobre

Expenses	Total	2018	2019	2020	2021	2022
Construction	$ 150,000	150,000				
Consultant	-					
Design						
Internal						
Total Expenditures	$ 150,000	$ 150,000	$ -	$ -	$ -	$ -
Revenues						
	-					
Building reserve	100,000	100,000				
Equipment reserve	50,000	50,000				
	-					
	-					
Total revenues	$ 150,000	$ 150,000	$ -	$ -	$ -	$ -
Net cost or debt	$ -	$ -	$ -	$ -	$ -	$ -

Operating Budget Impact	2018	2019	2020
Costs(Savings)	$ -	$ -	$ -

Objective of Project

En 2017, le Service a procédé à la rédaction des plans et devis afin d'installer une génératrice à l'aréna de Clarence Creek dans le but de rendre la salle communautaire et le foyer de l'aréna accessible en cas de sinistre majeur. L'aréna est identifiée comme endroit de refuge en cas de désastre majeur. L'objectif est de procéder à l'installation de la génératrice en 2018. La génératrice qui sera installée fournira plus de 100 kW / 125 kVA.

In 2017, the department prepared plans and specifications to install a generator at the Clarence Creek arena this will make the community hall and the lobby of the arena accessible in case of a major disaster. The arena is identified as a place of refuge in the event of a major disaster. The goal is to install the generator in 2018. The generator that will be installed will provide more than 100 kW / 125 kVA.

Asset Management Program

Operational Impact

L'installation de la génératrice engendrera des coûts d'opérations supplémentaires d'environ 1500$ par année (p.ex., inspection annuelle, frais mensuel du système de surveillance, etc.)

The installation of the generator will incur additional operating cost of approximately $1500 per year. (ex: annual inspection, monthly monitoring system fee, etc)

Cité de / City of Clarence-Rockland
2018 Budget 2018
Fiche Détaillée Capital Budget Project Detail Sheet

Department	Services communautaires / Community Services
Nom du projet	Aréna Jean-Marc Lalonde - Projet d'aménagement
Project name	Jean-Marc Lalonde arena - Development project
Ward	3
	Début/Start April
	Fin /End October

Expenses	Total	2018	2019	2020	2021	2022
Construction						
Consultant	110,000	110,000				
Design						
Internal						
Total Expenditures	$ 110,000	$ 110,000	$ -	$ -	$ -	$ -
Revenues						
	-					
General Fund	110,000	110,000				
	-					
	-					
Total revenues	$ 110,000	$ 110,000	$ -	$ -	$ -	$ -
Net cost or debt	$ -	$ -	$ -	$ -	$ -	$ -

Operating Budget Impact	2018	2019	2020
Costs(Savings)	$ -	$ -	$ -

Objective of Project

Rédaction des plans et devis par une firme d'ingénieur multidisciplinaire et évaluation des coûts du projet. Le budget du projet en entier sera présenté au budget 2019.

Preparation of the plans and specifications by a multidisciplanary engineer firm and evaluation of the cost of the project. The budget of the completed project will be presented at the 2019 budget.

Asset Management Program

Operational Impact

Cité de / City of Clarence-Rockland
2018 Budget 2018
Fiche Détaillée Capital Budget Project Detail Sheet

Department	Services communautaires / Community Services
Nom du projet	Parc de St-Pascal - Nouveau gazebo
Project name	St-Pascal Park - New gazebo
Ward	6
Début/Start	April
Fin /End	June

Expenses	Total	2018	2019	2020	2021	2022
Construction	$ 15,000	15,000				
Consultant	-					
Design						
Internal						
Total Expenditures	$ 15,000	$ 15,000	$ -	$ -	$ -	$ -
Revenues						
	-					
	-					
	-					
Grants FGT	15,000	15,000				
Total revenues	$ 15,000	$ 15,000	$ -	$ -	$ -	$ -
Net cost or debt	$ -	$ -	$ -	$ -	$ -	$ -

Operating Budget Impact	2018	2019	2020
Costs(Savings)	$ -	$ -	$ -

Objective of Project

Le Service a été approché par le Club Optimiste de St-Pascal afin d'ajouter un gazebo au terrain de balle de St-Pascal. Le club Optimiste demande à la Cité de payer pour la dalle de béton.

The department was approached by the St-Pascal Optimiste Club to add a gazebo at the baseball field in St-Pascal. The Optimiste Club asked the City to pay for the concrete slab.

Asset Management Program

Operational Impact

Cité de / City of Clarence-Rockland
2018 Budget 2018
Fiche Détaillée Capital Budget Project Detail Sheet

Department	Services communautaires / Community Services
Nom du projet	Parc Alphonse Carrière - Sentier accessible
Project name	Alphonse Carriere Park - Accessible path
Ward	7
	Début/Start Aout
	Fin /End Octobre

Expenses	Total	2018	2019	2020	2021	2022
Construction	$ 55,000	55,000				
Consultant	-					
Design						
Internal						
Total Expenditures	$ 55,000	$ 55,000	$ -	$ -	$ -	$ -
Revenues						
	-					
	-					
	-					
Grants FGT	55,000	55,000				
Total revenues	$ 55,000	$ 55,000	$ -	$ -	$ -	$ -
Net cost or debt	$ -	$ -	$ -	$ -	$ -	$ -

Operating Budget Impact	2018	2019	2020
Costs(Savings)	$ -	$ -	$ -

Objective of Project

Le Service a reçu une demande de la part de la communauté afin de créer un sentier reliant le projet JML au parc Alphonse Carrière. Le sentier respectera les normes d'accesibilité et permettra aux personnes à mobilité réduite d'accéder au centre communautaire et aux structures de jeux.

The department received a request from the community to create a path that links to the JML project in the Alphonse Carrière park. The path will respect the accessibility standards and will allow people with reduced mobility to access the community centre and play structures.

Asset Management Program

Operational Impact

Cité de / City of Clarence-Rockland
2018 Budget 2018
Fiche Détaillée Capital Budget Project Detail Sheet

Department	Services communautaires / Community Services		
Nom du projet	Parc Alphonse Carrière - Sentier accessible		
Project name	Alphonse Carriere Park - Accessible path		
Ward	7	Début/Start	Aout
		Fin /End	Octobre

27 juillet 2017

À qui de droit,

Par cette lettre, nous aimerions faire demande pour l'installation d'un sentier connectant le développement JML à Hammond au parc municipal Alphonse Carrière. L'installation d'un tel sentier dans un quartier en pleine expansion répondrait aux besoins des résidents, tant en matière de loisirs que de déplacement. Le sentier et le parc joueraient un grand rôle dans l'amélioration de la qualité de vie des résidents de Hammond.

L'aménagement d'un sentier :

- contribuerait à la santé physique et psychologique des résidents
- accroîtrait leur sentiment de fierté à l'égard de leur communauté
- fortifierait l'identité locale
- rehausserait la beauté naturelle de la communauté
- encouragerait les déplacements actifs
- formerait un accès piétonnier et cyclable
- favoriserait la continuité des espaces libres
- accroîtrait l'offre de loisirs dans la communauté
- permettrait à tous les résidents de profiter de ses installations – outre l'importance de prendre en considération les principes d'accessibilité universels dans son aménagement

Présentement, les gens peuvent s'y rendre en passant sur l'herbe mais plusieurs y trouvent des défis : faire du vélo, pousser des poussettes d'enfants, l'accès par des personnes à mobilité réduite, s'y promener après de la pluie, traverser durant l'hiver, etc. Ce sentier offrirait non seulement une façon plus accessible de se rendre au parc mais aussi offrirait aux enfants d'âge scolaire une façon sécuritaire de se rendre vers l'École St-Mathieu. La présence de ce sentier permettrait d'offrir un milieu de vie plus complet et durable aux propriétaires de maisons situées dans un nouveau lotissement.

Cité de / City of Clarence-Rockland
2018 Budget 2018
Fiche Détaillée Capital Budget Project Detail Sheet

Department	Services communautaires / Community Services		
Nom du projet	Parc Alphonse Carrière - Sentier accessible		
Project name	Alphonse Carriere Park - Accessible path		
Ward	7	Début/Start	Aout
		Fin /End	Octobre

Nous espérons bien que vous considérez notre demande,

Salutations,

France Deschênes, au nom de :

Denis & Nathalie Lacroix – 2 Des Rosiers

Brigitte Stewart & Patrick Robinson – 5 Des Rosiers

France & Benoit Deschênes - 9 Des Rosiers

Barry Ranger & Louise Lapensée – 10 Des Rosiers

Pierre et Joanne Labelle – 14 Des Rosiers

Chris & Sarah Erksine – 117 Des Tulipes

Catherine & Marc-André Gascon – Des Tulipes

Chris and Emily Western – 240 Des Violettes

Kim Lortie & Nicola Bourdeau – 243 Des Violettes

Colin Stiff & Anik Lalonde – 252 Des Violettes

John Rozon & Michelle Foley – 264 Des Violettes

Sophie Larivée & Serge Lalonde – 205 Des Jonquilles

Josée & Eric Doré – 209 Des Jonquilles

Sophie Reitano & Jean Thivierge – 213 Des Jonquilles

Angèle & Pascal Lacroix – 230 Des Jonquilles

Stéphanie & Eric Ménard – 820 Lacroix

Michelle Filliol & Frank Lauzon – 31 Des Spirées

Cité de / City of Clarence-Rockland
2018 Budget 2018
Fiche Détaillée Capital Budget Project Detail Sheet

Department	Services communautaires / Community Services		
Nom du projet	Parc Alphonse Carrière - Sentier accessible		
Project name	Alphonse Carriere Park - Accessible path		
Ward	7	Début/Start	Aout
		Fin /End	Octobre

Cité de / City of Clarence-Rockland
2018 Budget 2018
Fiche Détaillée Capital Budget Project Detail Sheet

Department	Services communautaires / Community Services
Nom du projet	Parc de jeux d'eau Bourget - Sentier d'asphalte
Project name	Bourget Splash pad - Path paved
Ward	8
Début/Start	April
Fin /End	October

Expenses	Total	2018	2019	2020	2021	2022
Construction	$ 15,000	15,000				
Consultant	-					
Design						
Internal						
Total Expenditures	$ 15,000	$ 15,000	$ -	$ -	$ -	$ -
Revenues						
	-					
	-					
	-					
Grants FGT	15,000	15,000				
Total revenues	$ 15,000	$ 15,000	$ -	$ -	$ -	$ -
Net cost or debt	$ -	$ -	$ -	$ -	$ -	$ -

Operating Budget Impact	2018	2019	2020
Costs(Savings)	$ -	$ -	$ -

Objective of Project

Le Service désire créer un sentier asphalté entre le stationnement et le parc de jeux d'eau. Ce sentier assurera l'accesibilité du jeux d'eau pour les personnes à mobilité réduite. Le montant demandé inclus également l'asphaltage du deuxième stationnement du parc.

The department wishes to create a paved path between the parking lot and the splash pad. The path will ensure the accessibility of the splash path for the people with reduced mobility. The requested amount includes also the paving of the second parking lot of the park.

Asset Management Program

Operational Impact

Cité de / City of Clarence-Rockland
2018 Budget 2018
Fiche Détaillée Capital Budget Project Detail Sheet

Department	Services communautaires / Community Services
Nom du projet	Parc Jules Saumure - Sentier accessible
Project name	Jules Saumure Park - Accessible path
Ward	5

					Début/Start	Aout
					Fin /End	October
Expenses	Total	2018	2019	2020	2021	2022
Construction	$ 50,000	50,000				
Consultant	-					
Design						
Internal						
Total Expenditures	$ 50,000	$ 50,000	$ -	$ -	$ -	$ -
Revenues						
	-					
	-					
	-					
Grants FGT	50,000	50,000				
Total revenues	$ 50,000	$ 50,000	$ -	$ -	$ -	$ -
Net cost or debt	$ -	$ -	$ -	$ -	$ -	$ -

Operating Budget Impact	2018	2019	2020
Costs(Savings)	$ -	$ -	$ -

Objective of Project

Le Service désire créer un sentier asphalté entre le stationnement et le parc de jeux d'eau. Ce sentier assurera l'accesibilité du jeux d'eau pour les personnes à mobilité réduite. Le montant demandé inclus également l'asphaltage du deuxième stationnement du parc.

The department wishes to create a paved path between the parking lot and the splash pad. The path will ensure the accessibility of the splash pad for the people with reduced mobility. The amount requested also includes the paving of the second parking lot of the park.

Asset Management Program

Operational Impact

Cité de / City of Clarence-Rockland
2018 Budget 2018
Fiche Détaillée Capital Budget Project Detail Sheet

Department	Services communautaires / Community Services
Nom du projet	Hôtel de ville Rockland - Sytème d'extinction de feux
Project name	Rockland City Hall Fire extinguishing system
Ward	All
Début/Start	July
Fin /End	October

Expenses	Total	2018	2019	2020	2021	2022
Construction	$ 50,000	25,000	25,000			
Consultant	-					
Design						
Internal						
Total Expenditures	$ 50,000	$ 25,000	$ 25,000	$ -	$ -	$ -
Revenues						
	-					
	-					
Equipment reserve	25,000	25,000				
	-					
Total revenues	$ 25,000	$ 25,000	$ -	$ -	$ -	$ -
Net cost or debt	$ 25,000	$ -	$ 25,000	$ -	$ -	$ -

Operating Budget Impact	2018	2019	2020
Costs(Savings)	$ -	$ -	$ -

Objective of Project

Le Service de Technologie informatique demande à ce qu'on procède à l'installation d'un système d'extinction des incendies pour la salle des serveur à l'hôtel de ville de Rockland et de Clarence Creek. En 2018, le système d'extinction pour la salle de serveur de l'hôtel de ville de Rockland sera installé. Celui pour la salle de serveur de l'hôtel de ville de Clarence Creek sera installé en 2019.

The Information Technology Service is requesting that we proceed to install a fire extinguishing system for the server rooms at the Rockland and Clarence Creek City Halls. In 2018, the extinguishing system for the server room at the Rockland City Hall will be installed. The server room at the Clarence Creek City Hall will be installed in 2019.

Asset Management Program

Operational Impact

L'installation du système d'extinction de feux engendrera des coûts d'opérations supplémentaires d'environ 1500$ par année par système (p.ex., inspection annuelle, frais mensuel du système de surveillance, etc.)

The installation of the fire extinguishing system will result in additional operating costs of approximately $1,500 per year per system (ex: annual inspection, monthly monitoring system fee, etc.)

Cité de / City of Clarence-Rockland
2018 Budget 2018
Fiche Détaillée Capital Budget Project Detail Sheet

Department	Corporate Services		
Nom du projet	Site Web Municipal		
Project name	Municipal Web Site		
Ward	All	Début / Start	April
		Fin / End	October

Expenses	Total	2018	2019	2020	2021	2022
Construction	-					
Consultant	-					
Design	70,000	70,000				
Internal	-					
Total Expenditures	$ 70,000	$ 70,000	$ -	$ -	$ -	$ -
Revenues						
	-					
General fund	70,000	70,000				
	-					
	-					
Total revenues	70,000	70,000	-	-	-	-
Net cost or debt	-	-	-	-	-	-

Operating Budget Impact	2018	2019	2020
Costs(Savings)	$ -	$ -	$ -

Objective of Project

Embaucher une entreprise qui peut nous fournir la conception et la construction d'un nouveau site Web.

Hire a firm who can provide us with the design and build of a new website.

Asset Management Program

Operational Impact

Cité de / City of Clarence-Rockland
2018 Budget 2018
Fiche Détaillée Capital Budget Project Detail Sheet

Department	Service de la protection/ Protective Services		
Nom du projet	Bateau de sauvetage eau/glace de déploiement rapide REMPLACEMENT		
Project name	Ice Water Rescue Rapid Deployment Craft REPLACEMENT		
Ward	All	Début/ Start	February
		Fin/ End	April

Expenses	Total	2018	2019	2020	2021	2022
Construction	5,000	5,000				
Consultant	-					
Design	-					
Internal	-					
Total Expenditures	$ 5,000	$ 5,000	$ -	$ -	$ -	$ -
Revenues						
	-					
Equipment reserve	5,000	5,000				
	-					
	-					
Total revenues	5,000	5,000	-	-	-	-
Net cost or debt	-	-	-	-	-	-

Operating Budget Impact	2018	2019	2020
Costs(Savings)	$ -	$ -	

Objective of Project

Achetez un Bateau de sauvetage eau/glace de déploiement rapide pour remplacer celui actuel vieillissant et usé. Ceci est utilisé pour le sauvetage sur glace et d'autres applications techniques de sauvetage.

Purchase a new OceanID Rapid Deployment Craft to replace an aging, worn current craft. This is used for ice rescue and some other technical rescue applications.

Program Authority

Identifié dans un rapport au Conseil sur les niveaux de service de sauvetage sur glace / eau

Identified within a report to Council on Ice/Water Rescue service levels

Operational Impact

Cela remplacera un bateau de sauvetage eau/glace de déploiement rapide actuel qui est bien usé et a été réparé plusieurs fois. Lebateau de sauvetage eau/glace de déploiement rapide actuel sera maintenu comme outil à la formation jusqu'à ce qu'il ne soit plus utilisable.

This will replace a current RDC which is well worn and has been patched mutiple times. The current RDC will be maintained as a training aid until no longer serviceable.

Cité de / City of Clarence-Rockland
2018 Budget 2018
Fiche Détaillée Capital Budget Project Detail Sheet

Department	Service de la protection/ Protective Services		
Nom du projet	Bateau de sauvetage eau/glace de déploiement rapide REMPLACEMENT		
Project name	Ice Water Rescue Rapid Deployment Craft REPLACEMENT		
Ward	All	Début/ Start	February
		Fin/ End	April

Cité de / City of Clarence-Rockland
2018 Budget 2018
Fiche Détaillée Capital Budget Project Detail Sheet

Department	Service de la protection/ Protective Services		
Nom du projet	Système électronique de gestion des dossiers		
Project name	New Records Management Software (RMS) Program		
Ward	All	Début/ Start	February
		Fin/ End	April

Expenses	Total	2018	2019	2020	2021	2022
Construction	50,000	27,000	23,000			
Consultant	-					
Design	-					
Internal	-					
Total Expenditures	$ 50,000	$ 27,000	$ 23,000	$ -	$ -	$ -
Revenues						
	-					
Equipment reserve	27,000	27,000				
	-					
	-					
Total revenues	27,000	27,000	-	-	-	-
Net cost or debt	23,000	-	23,000	-	-	-

Operating Budget Impact	2018	2019	2020
Costs(Savings)		$	-

Objective of Project

Le système électronique de gestion des dossiers (SGD) utilisés par le département est désuet et incapable de facilement fournir des données statistiques en plus, il a des limites pour l'expansion. Le Plan maître des incendies a recommandé que le département entreprenne une analyse du système de gestion des dossiers. Cela fournirait une plate-forme plus robuste et plus efficace.

The existing Records Management Software used by the department is outdated and unable to provide easy statistical data and has limitations for expansion. The Master Fire Plan recommended the Department undertake a review of its RMS programs. This would provide a more robust and efficient platform.

Program Authority

Recommandation No. 10 dans le Plan Maître des incendies, approuvé par le Conseil

Recommendation # 10 in the Master Fire Plan , as approved by Council

Operational Impact

Remplacer le système de gestion des dossiers (SGD) désuet par un programme plus fonctionnel et convivial. Améliorera l'efficacité de l'administration et du département ainsi que la capacité de recherche rapide de données statistiques et ce, tout en améliorant l'accès à l'information en temps opportun .

Replacing the current outdated Records Management System (RMS) with a more functional and user friendly program will improve efficiency of Admin and the Department as a whole, and will lead to improved capability to quickly research statistical data while improving access to information in a timely manner.

Cité de / City of Clarence-Rockland
2018 Budget 2018
Fiche Détaillée Capital Budget Project Detail Sheet

Department	Service de la protection/ Protective Services		
Nom du projet	Système électronique de gestion des dossiers		
Project name	New Records Management Software (RMS) Program		
Ward	All	Début/ Start	February
		Fin/ End	April

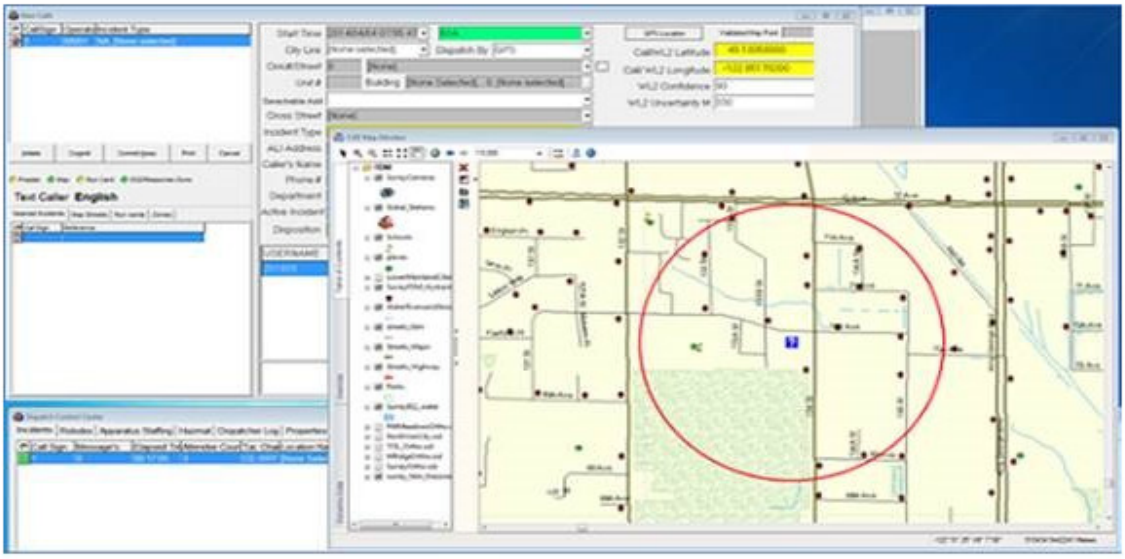

Cité de / City ofClarence-Rockland
2018 Budget 2018
Fiche Détaillée Capital Budget Project Detail Sheet

Department	Service de la protection/ Protective Services		
Nom du projet	Système de formation à la gestion des incidents de "Blue Card Command"		
Project name	Blue Card Command Incident Management Training System		
Ward	All	Début/ Start	February
		Fin/ End	April

Expenses	Total	2018	2019	2020	2021	2022
Construction	12,000	12,000				
Consultant	-					
Design	-					
Internal	-					
Total Expenditures	$ 12,000	$ 12,000	$ -	$ -	$ -	$ -
Revenues						
	-					
Equipment reserve	12,000	12,000				
	-					
	-					
Total revenues	12,000	12,000	-	-	-	-
Net cost or debt	-	-	-	-	-	-

Operating Budget Impact	2018	2019	2020
Costs(Savings)	$ -	$ -	

Objective of Project

La législation sur la santé et la sécurité au travail exige une supervision compétente pour tous les employés. L'un des systèmes d'entraînement du système de commandement des interventions (SCI) les plus reconnus est le programme de "Blue Card Command". Il comprend 50 heures de cours en ligne, suivis d'une certification en classe de 3 jours. Il s'agit d'acheter neuf (9) iPads, afin d'être capable de participer à la formation en classe de certification Blue Card Command. La certification est alors pour 3 ans.

Occupational Health & Safety legislation requires competent supervision for all employees. One of the most well recognized incident command training systems is the Blue Card Command program. It involves 50-hours of online coursework, followed by a 3-day certification in-class component. This is to purchase nine (9) iPads to be used for the Blue Card Command certification in-class component. Certification is then valid for 3-years.

Program Authority

Recommandation No. 28 dans le Plan Maître des incendies, approuvé par le Conseil

Recommendation # 28 in the Master Fire Plan , as approved by Council

Cité de / City ofClarence-Rockland
2018 Budget 2018
Fiche Détaillée Capital Budget Project Detail Sheet

Department	Service de la protection/ Protective Services		
Nom du projet	Système de formation à la gestion des incidents de "Blue Card Command"		
Project name	Blue Card Command Incident Management Training System		
Ward	All	Début/ Start	February
		Fin/ End	April

Operational Impact

La Cité est tenue d'offrir de la formation à tous les employés, incluant ceux qui seraient affectés à des postes de commandement en cas d'urgence. Le programme Blue Card Command fournit une certification fiable et éprouvée qui doit être maintenue (similaire aux premiers secours). Ce programme est implanté dans l'Ouest du Canada et devient de plus en plus répandu en Amérique du Nord.

The City is required to provide training to all employees, including those who would be placed in incident command roles at emergency incidents. The Blue Card Command program provides a reliable and proven training certification that must be maintained (similar to first aid). This program has taken hold in Western Canada and is becoming more and more prevelant across North America.

Cité de / City of Clarence-Rockland
2018 Budget 2018
Fiche Détaillée Capital Budget Project Detail Sheet

Department	Service de la protection/ Protective Services		
Nom du projet	Caméra Thermique (Sauvetage) REMPLACEMENT		
Project name	Thermal Imaging Camera (Rescue) REPLACEMENT		
Ward	All	Début/ Start	February
		Fin/ End	April

Expenses	Total	2018	2019	2020	2021	2022
Construction	5,000	5,000				
Consultant	-					
Design	-					
Internal	-					
Total Expenditures	$ 5,000	$ 5,000	$ -	$ -	$ -	$ -
Revenues						
	-					
Equipment reserve	5,000	5,000				
	-					
	-					
Total revenues	5,000	5,000	-	-	-	-
Net cost or debt	-	-	-	-	-	-

Operating Budget Impact	2018	2019	2020
Costs(Savings)	$ -	$ -	

Objective of Project

La caméra thermique existante utilisée par le département est de vieille technologie. La nouvelle technologie a amélioré la qualité de l'image et est plus petite et plus légère afin de faciliter une meilleure utilisation par les pompiers.

The existing thermal imaging camera that is being utilized by the department is quite old for this technology. New technology has improved image quality and is smaller and lighter to facilitate better use by firefighters.

Program Authority

Remplacement de la vieille camera thermique

Operational Impact

Cela continue d'investir dans la technologie moderne pour assister les pompiers à rechercher des victimes dans un incendie et / ou dans la forêt et /ou les sauvetages sur les rivières. Ceci est un remplacement prévu d'une vieille caméra qui sera conservée à de la formation et de rechange.

This continues to invest in modern technology to aid firefighters in searching for victims in a fire, and/or during wildland and/or river searches. This is a scheduled replacement of an old camera that will be kept for training purposes and as a spare.

Cité de / City of Clarence-Rockland
2018 Budget 2018

Fiche Détaillée Capital Budget Project Detail Sheet

Department	Service de la protection/ Protective Services		
Nom du projet	Caméra Thermique (Sauvetage) REMPLACEMENT		
Project name	Thermal Imaging Camera (Rescue) REPLACEMENT		
Ward	All	Début/ Start	February
		Fin/ End	April

Cité de / City of Clarence-Rockland
2018 Budget 2018
Fiche Détaillée Capital Budget Project Detail Sheet

Department	Service de la protection/ Protective Services
Nom du projet	Équipement de sauvetage pour pompiers en difficulté (EIR) 2 ADDITIONNEL
Project name	Downed Firefighter Rescue Equipment (RIT Packs) (2) ADDITIONAL
Ward	All
	Début/ Start February
	Fin/ End April

Expenses	Total	2018	2019	2020	2021	2022
Construction	9,000	9,000				
Consultant	-					
Design	-					
Internal	-					
Total Expenditures	$ 9,000	$ 9,000	$ -	$ -	$ -	$ -
Revenues						
	-					
Equipment reserve	9,000	9,000				
	-					
	-					
Total revenues	9,000	9,000	-	-	-	-
Net cost or debt	-	-	-	-	-	-

Operating Budget Impact	2018	2019	2020
Costs(Savings)	$ -	$ -	

Objective of Project

Le but de ceci est d'assurer la cohérence entre les casernes et les camions pompes. Ces ensembles sont de nouveaux ajouts au département et fourniront une capacité accrue pour secourir les pompiers piégés ou perdus à l'intérieur d'une structure en feu.

The purpose of this is to ensure consistency amongst stations and pumpers. These packs are new additions to the department and will provide an increased capability to rescue firefighters trapped or lost inside a burning structure.

Program Authority

Identifié dans la Plan Maître des Incendies de standardiser les camions pompes

Identified within the Master Fire Plan to standardize pumpers

Operational Impact

Il s'agit d'une augmentation du niveau de service pour assurer la cohérence entre lescasernes et les camions de pmpiers. Présentement, tous les pompes ne sont pas équipés d'un ensemble EIR, qui ne répond pas aux suggestions de cohérence du Plan Maître des incendies. Cet achat permettra d'accroître l'interopérabilité entre les camions de pompiers et les casernes.

This is a service level increase to ensure consistency between stations and trucks. Currently not all pumpers carry a RIT pack, which does not meet the MFP suggestions of consistency. This purchase will provide increased interoperability between trucks and stations.

Cité de / City of Clarence-Rockland
2018 Budget 2018
Fiche Détaillée Capital Budget Project Detail Sheet

Department	Service de la protection/ Protective Services		
Nom du projet	Équipement de sauvetage pour pompiers en difficulté (EIR) 2 ADDITIONNEL		
Project name	Downed Firefighter Rescue Equipment (RIT Packs) (2) ADDITIONAL		
Ward	All	Début/ Start	February
		Fin/ End	April

Cité de / City of Clarence-Rockland
2018 Budget 2018
Fiche Détaillée Capital Budget Project Detail Sheet

Department	Bibliothèque/Library		
Nom du projet	Système intégré de gestion de bibliothèque		
Project name	Integrated Library System		
Ward	All	Début / Start	January
		Fin / End	January

Expenses	Total	2018	2019	2020	2021	2022
Construction	41,380	41,380				
Consultant	-					
Design	-					
Internal						
Total Expenditures	$ 41,380	$ 41,380	$ -	$ -	$ -	$ -
Revenues						
Operational Surplus	41,380	41,380				
	-					
	-					
Total revenues	41,380	41,380	-	-	-	-
Net cost or debt	-	-	-	-	-	-

Operating Budget Impact	2018	2019	2020
Costs(Savings)	$ -	$ -	$ -

Objective of Project

L'objectif principal du projet est de remplacer notre système intégré de gestion de bibliothèque (SIGB). Nous utilisons actuellement Mandarin M5, ce qui nous a causé un certain nombre de problèmes en raison de son incapacité à fonctionner selon nos besoins. Les problèmes abordés sont les suivants: a) capacités insuffisantes en matière de présentation de rapports - financières et ministérielles requises - nombreuses divergences; b) ne fonctionne pas bien avec nos besoins numériques; en ligne et sur le bureau, l'utilisation des membres ne peut pas être formatée au besoin; n'a pas de capacités de recherche requises; c) beaucoup d'erreurs dans le traitement des prêts et des retours; d) temps de réponse lent et fréquentes pannes et erreurs du système; e) créé pour les bibliothèques scolaires, qui sont plus petites et n'exigent pas autant de rapports; f) bien qu'il ait une interface française, nous rencontrons encore un certain nombre d'erreurs avec la langue; g) ne peut pas créer ses propres rapports au besoin; h) le service de Mandarin est insuffisant - beaucoup de temps perdu pour nos employés de bibliothèque, essayant de corriger leurs erreurs.

Conformément à l'approbation du CRPL Board, nous avons signé un contrat avec SirsiDynix pour un nouveau système SIGB appelé Symphony. Le montant de 41 380 $ est pour l'investissement initial de migrer vers le nouveau système. Notre bibliothèque a été convertie à Mandarin en 2006 ou en 2007 et il y avait aussi un gros coût initial à l'époque.

Cité de / City of Clarence-Rockland
2018 Budget 2018
Fiche Détaillée Capital Budget Project Detail Sheet

Department	Bibliothèque/Library		
Nom du projet	Système intégré de gestion de bibliothèque		
Project name	Integrated Library System		
Ward	All	Début / Start	January
		Fin / End	January

The main objective of the project is to replace our integrated library system (ILS). We are currently using Mandarin M5, which has caused us a number of problems due to its inability to function to our needs. Issues include: a) insufficient reporting abilities - financial and ministry required - many discrepencies; b) does not function well with our digital needs - online and desktop for member usage cannot be formatted as needed; does not have required search capabilities; c) many errors in processing loans and returns; d) slow reponse time and frequent system crashes and errors; e) created for school libraries, which are smaller and do not require as much reporting; f) though it does have a French interface, we still encounter a number of errors with the language; g) cannot create our own reports as needed; h) service from Mandarin is insufficient - a lot of wasted time for our Library employees, trying to fix their errors.
As per the CRPL Board approval, we have entered into a contract with SirsiDynix for a new ILS system called Symphony . The amount of $41,380 is for the initial investment to migrate to the new system. Our Library originally converted to Mandarin in 2006 or 2007 and there was a large up front cost at the time as well. /

Asset Management Program

Operational Impact

Il y aura une augmentation de l'efficacité avec ce nouveau système, qui aura un impact positif tant sur le personnel que sur les membres. Du côté financier, 8 500$ a été ajouté au budget opérationel pour le coût de renouvellement annuel.

The increase in functionality with this new system will have a positive impact on both staff and members. An additional $8,500 was added to the operating budget for the yearly renewal fee.

Cité de / City of Clarence-Rockland
2018 Budget 2018
Fiche Détaillée Capital Budget Project Detail Sheet

Department	Infrastructure et urbanisme/ Infrastructure and Planning
Nom du projet	Enseignes municipal
Project name	Municipal Signs
Ward	All
	Début/Start April
	Fin/ End September

Expenses	Total	2018	2019	2020	2021	2022
Construction	125,000	125,000				
Consultant	-					
Design	-					
Internal	-					
Total Expenditures	$ 125,000	$ 125,000	$ -	$ -	$ -	$ -
Revenues						
	-					
General fund	125,000	125,000				
	-					
Total revenues	$ 125,000	$ 125,000	$ -	$ -	$ -	$ -
Net cost or debt	$ -	$ -	$ -	$ -	$ -	$ -

Operating Budget Impact	2018	2019	2020
Costs(Savings)	$ -	$ -	$ -

Objective of Project

L'objectif de ce projet est de terminer l'installation des affiches à l'entrée de la municipalité ainsi que les villages. Sept (7) affiches ont déjà été installées aux limites de la municipalité en 2017 et les 27 affiches restantes devront être installées aux limites des villages ainsi qu'à quelques autres endroits stratégiques en 2018. Rapport au conseil INF2017-063.

The objective of this project is to finalize the installation of the City and village entrance signs that started in 2017. Seven (7) of those signs were installed at the outer limits of the municipality in 2017. The remaining twenty seven (27) will be installed at the village outer limits and a few other strategic locations in 2018. Council report INF2017-063.

Asset Management Program

Ce projet ne fait pas partie de l'objectif du plan de travail pour la mise en œuvre de la phase 1 de la gestion des actifs.

This project is not identified in Phase 1 of the draft 10 Year Capital Works Plan.

Operational Impact

Aucun impact operationel.

No operational impacts.

Cité de / City of Clarence-Rockland
2018 Budget 2018
Fiche Détaillée Capital Budget Project Detail Sheet

Department	Infrastructure et urbanisme/ Infrastructure and Planning		
Nom du projet	Enseignes municipal		
Project name	Municipal Signs		
Ward	All	Début/Start	April
		Fin/ End	September

Key Map

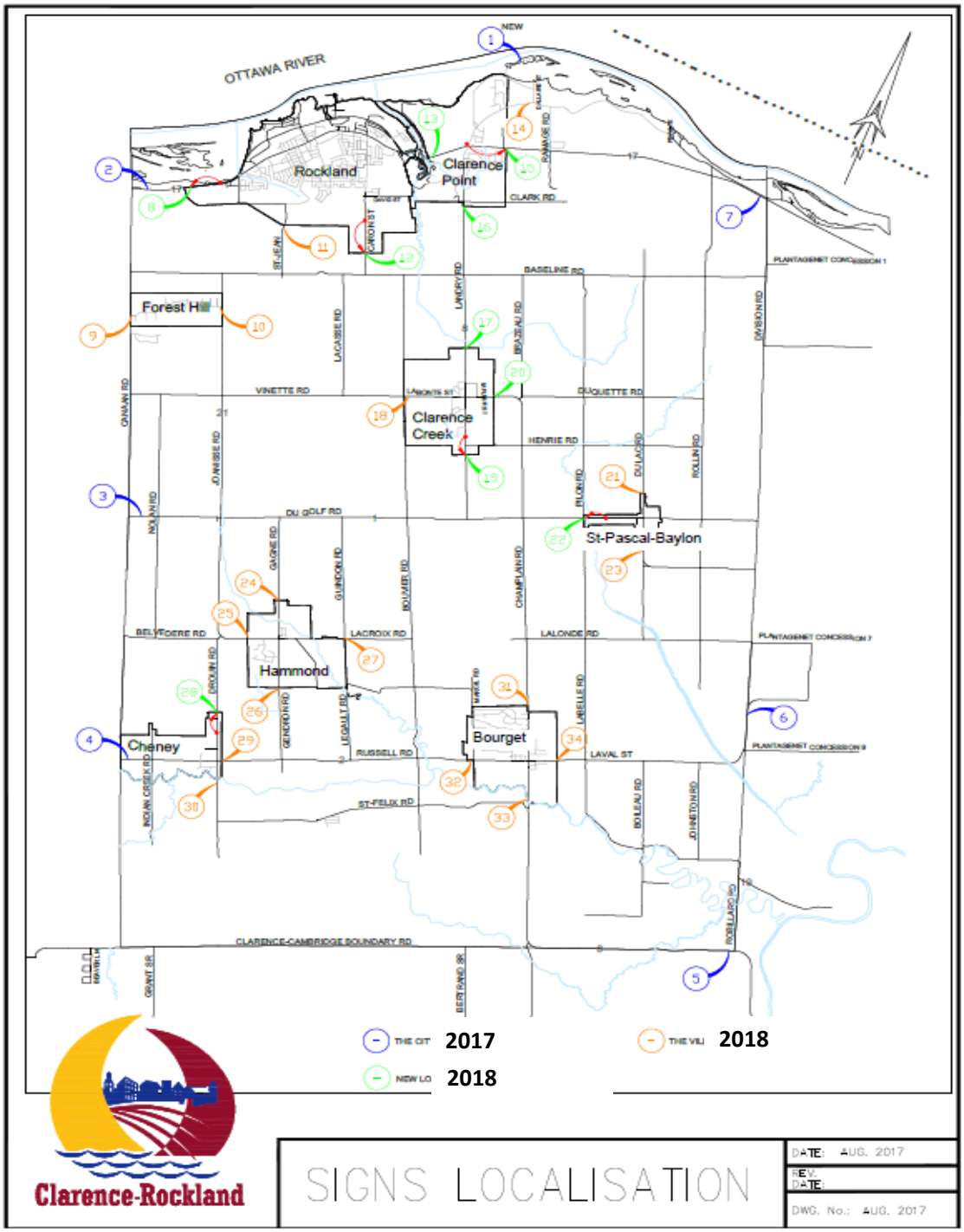

Cité de / City of Clarence-Rockland
2018 Budget 2018
Fiche Détaillée Capital Budget Project Detail Sheet

Department	Urbanisme/ Planning		
Nom du projet	Révision du Plan Officiel de l'aire urbaine (Rockland)		
Project name	Urban Area Official Plan review (Rockland)		
Ward	1 to 4	Début / Start	September
		Fin /End	December

Expenses	Total	2018	2019	2020	2021	2022
Consultant	30,000	30,000				
Design	-					
Internal	-					
Total Expenditures	$ 30,000	$ 30,000	$ -	$ -	$ -	$ -
Revenues						
	-					
DC's	13,500	13,500				
Planning reserve	16,500	16,500				
	-					
Total revenues	$ 30,000	$ 30,000	$ -	$ -	$ -	$ -
Net cost or debt	$ -	$ -	$ -	$ -	$ -	$ -

Operating Budget Impact	2018	2019	2020
Costs(Savings)	$ -	$ -	$ -

Objective of Project

L'objectif de la revision du plan officiel de l'aire urbaine est d'amender le document actuel afin de se conformer aux nouvelles politiques provinciales ainsi qu'au Plan officiel des Comtés unis.

The objective of the Urban Area Official Plan review is to amend the current document to comply with any new provincial policies and to comply with the County Official Plan. The Official plan review will also look into new residential policies that will be more open to different types of development.

Asset Management Program

Ce projet ne fait pas partie intégrante de la phase 1 du plan de 10 ans des projets capitaux.

This project is not identified under Phase 1 of the 10 year capital works draft plan. The project is in line with the Planning Act.

Operational Impact

Aucun impact opérationnel

No operational impact

Cité de / City of Clarence-Rockland
2018 Budget 2018
Fiche Détaillée Capital Budget Project Detail Sheet

Department	Infrastructure et urbanisme/ Infrastructure and Planning
Nom du projet	Agrandissement du garage municipal (améliorations)
Project name	Municipal Garage Expansion (Improvement)
Ward	5

					Début / Start	January
					Fin / End	November
Expenses	Total	2018	2019	2020	2021	2022
Construction	375,000	375,000				
Consultant	-					
Design						
Internal						
Total Expenditires	$ 375,000	$ 375,000	$ -	$ -	$ -	$ -
Revenues						
	-					
DC's	25,000	25,000				
Total revenues	$ 25,000	$ 25,000	$ -	$ -	$ -	$ -
Net cost or debt	$ 350,000	$ 350,000	$ -	$ -	$ -	$ -

Operating Budget Impact	2018	2019	2020
Costs(Savings)	$ -	$ -	$ -

Objective of Project

L'objectif du projet est de donner suite aux recommandations du rapport de gestion de la flotte adopté en janvier 2017 et préparé par la firme MacLaren Municipal Consulting Inc.
En septembre 2017, le Conseil a adopté le rapport INF2007-052 intitulé "Stratégie pour l'agrandissement du garage municipal" sous la résolution #2017-178 dans laquelle on a identifie que 135,000$ a passé en charges en 2017 pour des rénovations au garage.

L'objectif est également de répondre aux exigences du programme 2018 comme identifié dans le rapport. Le rapport 2018 est comme suit: installation d'une régénatrice, modification de l'aire de travail des mécaniciens et la salle de repas, nouveau garage d'entrepot et l'installation d'un système de levage.
The objective of this project is to satisfy the recommendations from the Fleet Departement Staffing report adopted in January 2017 prepared by Maclaren Municipal Consulting Inc.
In September 2017, Council adopted report No. INF2007-052 entitled Garage Improvement Strategy under Resolution # 2017-178, in which staff identified that $135,000 would be expensed in 2017 for garage improvements.

The objective is also to meet the 2018 program identified in the report. The 2018 program is as follow; Installation of a generator, modifications to the mechanics work bays and lunch room, new storage garage and the installation of hoist system.

Cité de / City of Clarence-Rockland
2018 Budget 2018
Fiche Détaillée Capital Budget Project Detail Sheet

Department	Infrastructure et urbanisme/ Infrastructure and Planning		
Nom du projet	Agrandissement du garage municipal (améliorations)		
Project name	Municipal Garage Expansion (Improvement)		
Ward	5	Début / Start	January
		Fin / End	November

Asset Management Program

Ce projet ne fait pas partie de l'objectif du plan de travail pour la mise en oeuvre de la phase 1 de la gestion des actifs. Il est cependant identifié dans le rapport annuel de la flotte en date de janvier 2017.
This project is not identified in Phase 1 of the draft 10 year Capital Works Plan. However it is in line with the Fleet Departement Staffing Report dated January 2017.

Operational Impact

Les impacts opérationels sont: un besoin important d'avoir l'électricité en tout temps pour l'entretien des véhicules ainsi qu'au poste d'essence. Il est important également pour les véhicules d'urgences de pouvoir se servir du poste d'essence en tout temps (24/7/365).
The operational impact are,the need of electricity at all time is crucial for vehicule maintenance and refuelling. It is also crucial for the emergency vehicules to be capable of refuelling at anytime of the day. (24/7/365)

Key Map

Cité de / City of Clarence-Rockland
2018 Budget 2018
Fiche Détaillée Capital Budget Project Detail Sheet

Department	Infrastructure et urbanisme/ Infrastructure and Planning					
Nom du projet	Rue Caron, Étang pour la gestion des eaux pluvial					
Project name	Caron Street, Storm Water Management Pond					
Ward	2				Début/Start	January
					Fin/ End	December
Expenses	Total	2018	2019	2020	2021	2022
Construction	1,000,000	1,000,000				
Consultant	-					
Design	-					
Internal	-					
Total Expenditures	$ 1,000,000	$ 1,000,000	$ -	$ -	$ -	$ -
Revenues						
	-					
	-					
	-					
	-					
Total revenues	$ -	$ -	$ -	$ -	$ -	$ -
Net cost or debt	$ 1,000,000	$ 1,000,000	$ -	$ -	$ -	$ -

Operating Budget Impact	2018	2019	2020
Costs(Savings)	$ -	$ -	$ -

Objective of Project

L'objectif de ce projet est de construire un étang pour la gestion des eaux pluviales ou se situait l'ancien site d'enfouissement sur la rue Notre-Dame comme indiqué sur la fiche détaillée de projet: Recouvrement du site d'enfouissement Notre-Dame.

The objective of this project is to build a storm water management facility/pond over the previuously capped Notre Dame landfill site as indicated on the Project Detail Sheet: Notre-Dame landfill, is the capping of the existing Notre-Dame landfill site.

Asset Management Program

Ce projet est en lien avec l'objectif du plan de travail pour la mise en œuvre de la phase 1 de la gestion des actifs du plan de 10 ans des projets capitaux.

This project is in line with the objectives of the asset management program and is identified in Phase 1 of the draft 10

Operational Impact

Une fois l'installation construite, il suffira de surveiller et de nettoyer afin d'en faire la maintenance.

Once the facility is built, monitoring and cleaning is required to maintain facility.

Cité de / City of Clarence-Rockland
2018 Budget 2018
Fiche Détaillée Capital Budget Project Detail Sheet

Department	Infrastructure et urbanisme/ Infrastructure and Planning		
Nom du projet	Rue Caron, Étang pour la gestion des eaux pluvial		
Project name	Caron Street, Storm Water Management Pond		
Ward	2	Début/Start	January
		Fin/ End	December

Key Map

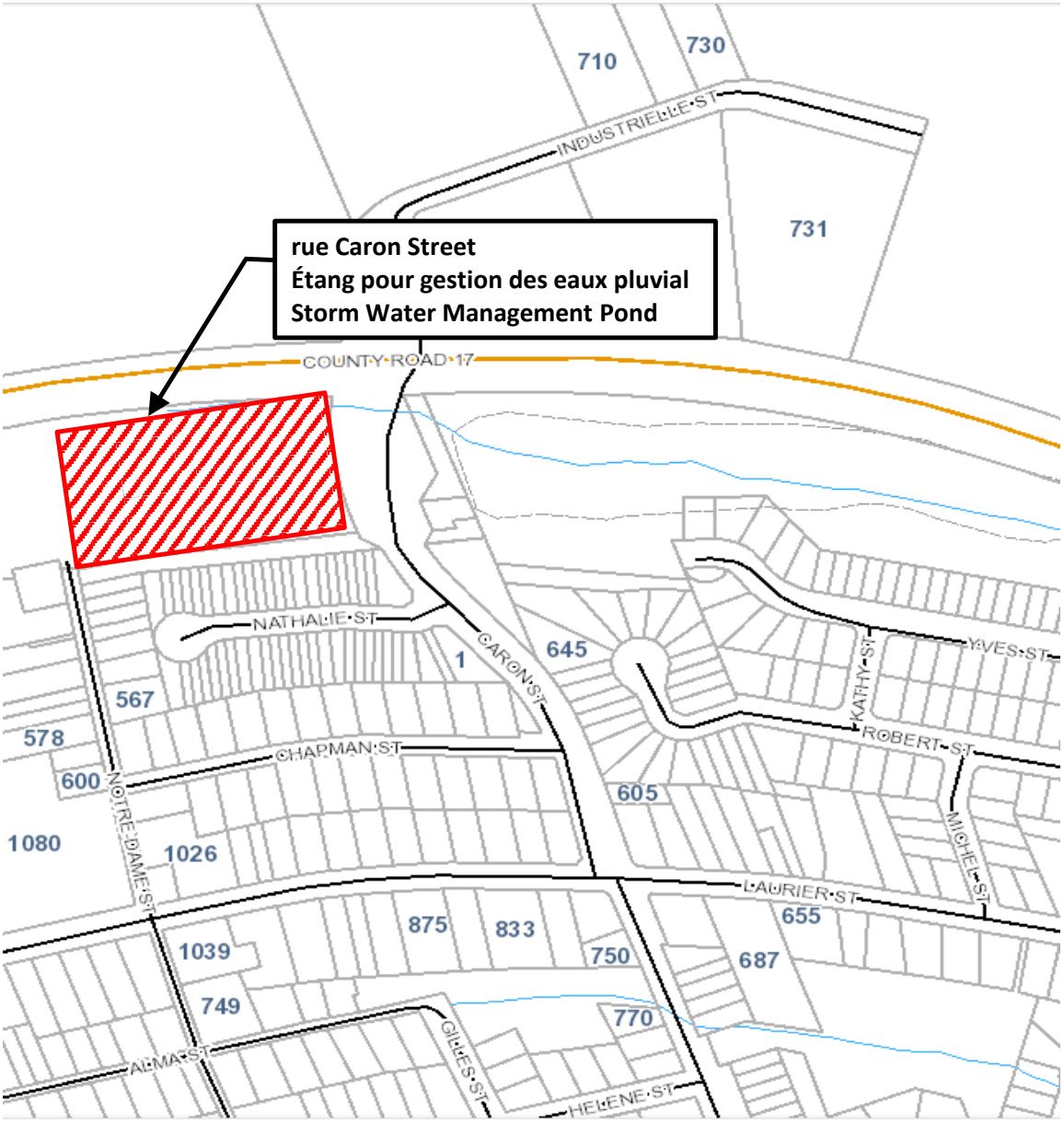

Cité de / City of Clarence-Rockland
2018 Budget 2018
Fiche Détaillée Capital Budget Project Detail Sheet

Department	Infrastructure et urbanisme/ Infrastructure and Planning
Nom du projet	Route Lacasse
Project name	Lacasse Road (Slope failiure)
Ward	5
	Début / Start March
	Fin / End October

Expenses	Total	2018	2019	2020	2021	2022
Construction	590,000	$ 590,000				
Consultant	65,000	65,000				
Design	15,000	15,000				
Internal	30,000	30,000				
Total Expenditires	$ 700,000	$ 700,000		$ -	$ -	$ -
Revenues						
	-					
	-					
	-			-		
	-					
Total revenues	$ -	$ -	$ -	$ -	$ -	$ -
Net cost or debt	$ 700,000	$ 700,000	$ -	$ -	$ -	$ -

Operating Budget Impact	2018	2019	2020
Costs(Savings)	$ -	$ -	$ -

Objective of Project

L'objectif de ce projet est de reconstruire 120 m de la route de la Lacasse en raison d'affaissement de la pente et l'effondrement de la route. En 2017, 25 000 $ ont été dépensés d'urgence pour l'inspection géotechnique, l'analyse structurale et la conception préliminaire. Un montant additionnel de 20 000 $ a été approuvé conformément au règlement no 2017-115 pour l'arpentage légal, les documents d'appel d'offres et la conception finale. La construction se fera en 2018.

The objective of this project is to reconstruct 120m of Lacasse road due to slope and road failure. In 2017 $25,000 was expensed for emergency geotechnical inspection, structural analysis and preliminary design. An additional $20,000 was approved as per By-Law No. 2017-115 for legal survey, tender documents and final design. Construction will be done in 2018.

Asset Management Program

Ce projet est en lien avec l'objectif du plan de travail pour la mise en œuvre de la phase 1 de la gestion des actifs du plan de 10 ans des projets capitaux.

This project is in line with the objectives of the asset management program and is identified in Phase 1 of the draft 10 Year Capital Works Plan.

Operational Impact

La réfection de la route effondrée réduit les responsabilités légales de la ville et réduira considérablement les impacts opérationnels sur l'entretien hivernal.

Rebuilding the collapsed road reduces the City's liabilities and will significantly reduce the operational impacts on winter maintenance.

Cité de / City of Clarence-Rockland
2018 Budget 2018
Fiche Détaillée Capital Budget Project Detail Sheet

Department	Infrastructure et urbanisme/ Infrastructure and Planning		
Nom du projet	Route Lacasse		
Project name	Lacasse Road (Slope failiure)		
Ward	5	Début / Start	March
		Fin / End	October

Key Map

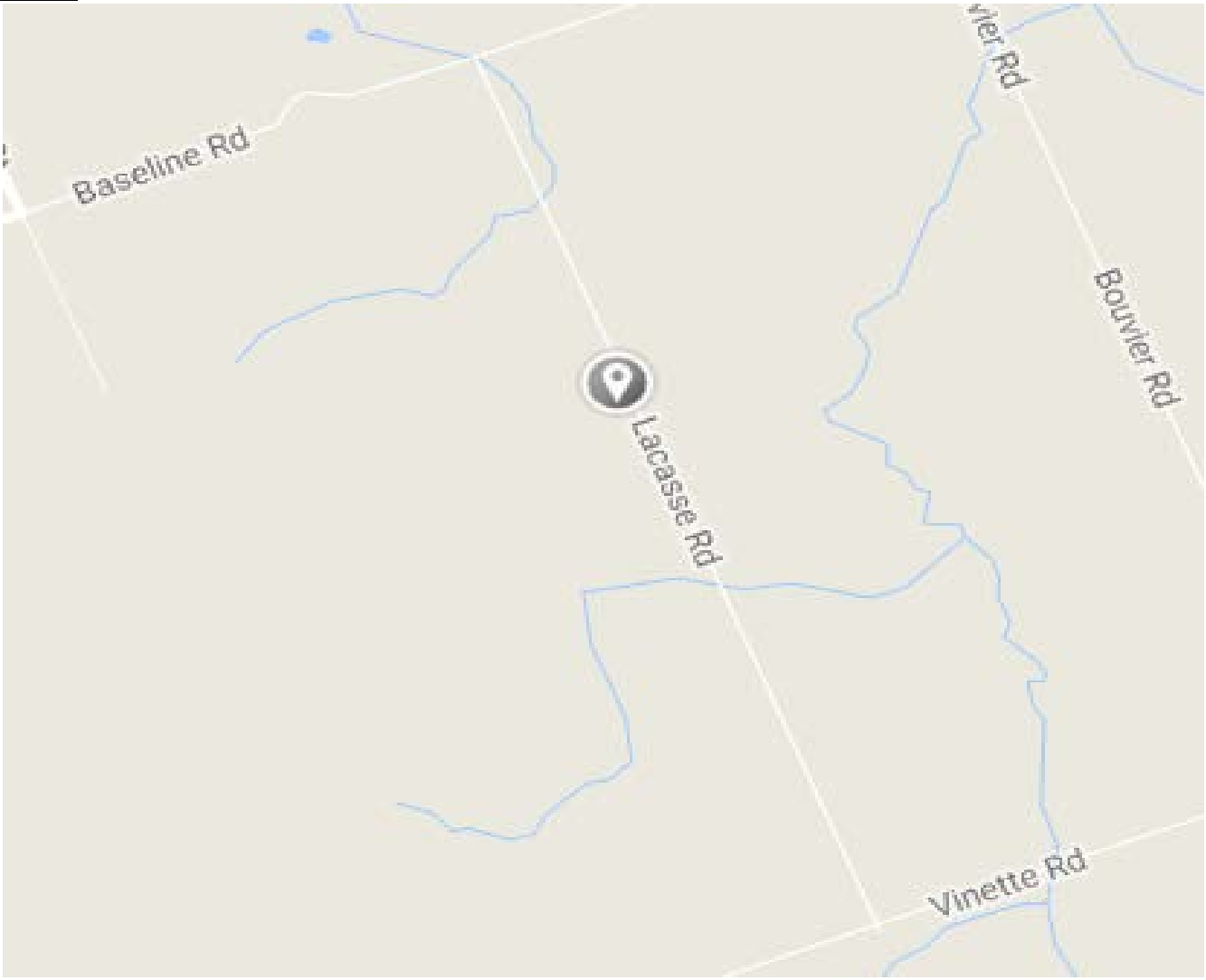

Cité de / City of Clarence-Rockland
2018 Budget 2018
Fiche Détaillée Capital Budget Project Detail Sheet

Department	Infrastructure et urbanisme/ Infrastructure and Planning
Nom du projet	Rue Edwards, Pavage
Project name	Edwards Street, Paving
Ward	2

					Début/Start	May
					Fin/ End	October
Expenses	Total	2018	2019	2020	2021	2022
Construction	132,000	132,000				
Consultant	-					
Design	-					
Internal	-					
Total Expenditures	$ 132,000	$ 132,000	$ -	$ -	$ -	$ -
Revenues						
	-					
Roads reserve	32,000	32,000				
	-					
Grants OCIF	10,000	10,000				
Total revenues	$ 42,000	$ 42,000	$ -	$ -	$ -	$ -
Net cost or debt	$ 90,000	$ 90,000	$ -	$ -	$ -	$ -

Operating Budget Impact	2018	2019	2020
Costs(Savings)	$ -	$ -	$ -

Objective of Project

L'objectif de ce projet est de pulvériser l'asphalte existant et de repavé la rue Edwards entre la route 17 et la rue Laurier. Ce projet comprend également le remplacement d'environ 200 mètre d'aqueduc comme il est indiqué dans le fiche détaillée de projet : Rue Edwards - aqueduc. Une étude technique et géotechnique ainsi que la construction sera réalisée en 2018.

The Objective of the project is to pulverize and pave Edwards Street from County Road 17 to Laurier Street. Also included, in a seperate Project Detail Sheet, is the replacement of approximately 200m of watermain between County Road 17 and Albert Street. Engineering, geotechnical investigations and construction will be done in 2018.

Asset Management Program

Ce projet est en lien avec l'objectif du plan de travail pour la mise en œuvre de la phase 1 de la gestion des actifs du plan de 10 ans des projets capitaux.

This project is in line with the objectives of the asset management program and is identified in Phase 1 of the draft 10

Operational Impact

Ce projet aura un impact significatif sur les opérations. Cette section du réseau d'aqueduc brise fréquemment et en faire la réparation réduira grandement le coût des opérations. De plus, il éliminera la réparation de la route et le remplissage d'asphalte froid.

This project will have a significant impact on operations. The existing section of watermain breaks frequently, replacing it will reduce the operational cost associated with fixing the watermain. As well as road reinstatement and cold patch application.

Cité de / City of Clarence-Rockland
2018 Budget 2018
Fiche Détaillée Capital Budget Project Detail Sheet

Department	Infrastructure et urbanisme/ Infrastructure and Planning		
Nom du projet	Rue Edwards, Pavage		
Project name	Edwards Street, Paving		
Ward	2	Début/Start	May
		Fin/ End	October

Key Map

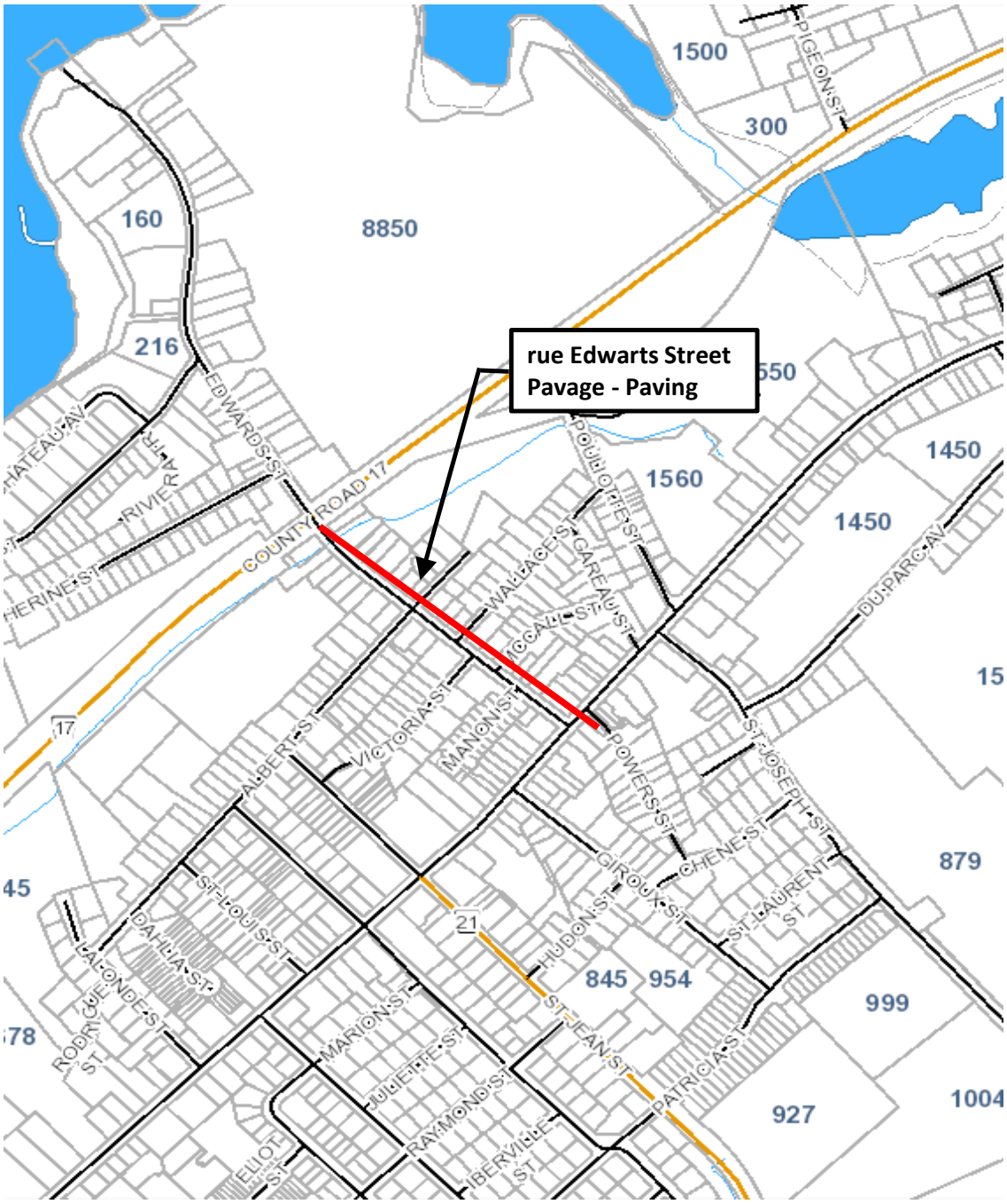

Cité de / City of Clarence-Rockland
2018 Budget 2018
Fiche Détaillée Capital Budget Project Detail Sheet

Department	Infrastructure et urbanisme/ Infrastructure and Planning					
Nom du projet	Rue Laurier, pavage (phase 1)					
Project name	Laurier Street, Paving (Phase 1)					
Ward	1, 2, 3 & 4				Début/Start	May
					Fin/ End	October

Expenses	Total	2018	2019	2020	2021	2022
Construction	945,000		945,000			
Consultant	130,000	130,000				
Design	-					
Internal	-					
Total Expenditures	$ 1,075,000	$ 130,000	$ 945,000	$ -	$ -	$ -
Revenues						
	-					
	-					
	-					
Grants OCIF	130,000	130,000				
Total revenues	$ 130,000	$ 130,000	$ -	$ -	$ -	$ -
Net cost or debt	$ 945,000	$ -	$ 945,000	$ -	$ -	$ -

Operating Budget Impact	2018	2019	2020
Costs(Savings)	$ -	$ -	$ -

Objective of Project

L'objectif de ce projet est le planage et repavage de la rue Laurier entre le chemin Poupart et la montée Outaouais. Ce projet comprend également la réhabilitation d'environ 700 mètres d'aqueduc sur la rue Laurier entre les chemins Giroux et Simoneau comme indiqué sur la fiche détaillée de projet: Rue Laurier - aqueduc. Une étude technique et géotechnique sera réalisée en 2018 et la construction se fera en 2019.

The Objective of the project is to remove partial depth of asphalt and pave Laurier Street from Poupart Road to Montée Outaouais. Also included, in a seperate Project Detail Sheet, is the relining of approximately 700m of watermain between Giroux Street and Simoneau Street. Engineering and geotechnical investigations for both parts of this project will be done in 2018, construction will start in 2019.

Asset Management Program

Ce projet est en lien avec l'objectif du plan de travail pour la mise en œuvre de la phase 1 de la gestion des actifs du plan de 10 ans des projets capitaux.

This project is in line with the objectives of the asset management program and is identified in Phase 1 of the draft 10

Cité de / City of Clarence-Rockland
2018 Budget 2018
Fiche Détaillée Capital Budget Project Detail Sheet

Department	Infrastructure et urbanisme/ Infrastructure and Planning		
Nom du projet	Rue Laurier, pavage (phase 1)		
Project name	Laurier Street, Paving (Phase 1)		
Ward	1, 2, 3 & 4	Début/Start	May
		Fin/ End	October

Operational Impact

Le repavage de la rue Laurier aura un impact modéré sur les opérations. Il réduira les erreurs de fréquence des capteurs de piéton et/ou véhicule au coin des rues Laporte et St-Joseph. De plus, il améliorera le système hydraulique à eau et réduira les risques de bris.

Repaving Laurier Street will have a moderate impact on operations but will reduce the frenquency of faillures to traffic signal loops at Laporte Street and St-Joseph Street amongst others. The watermain religning will improve water hydraulics and reduce the risk of breaks.

Key Map

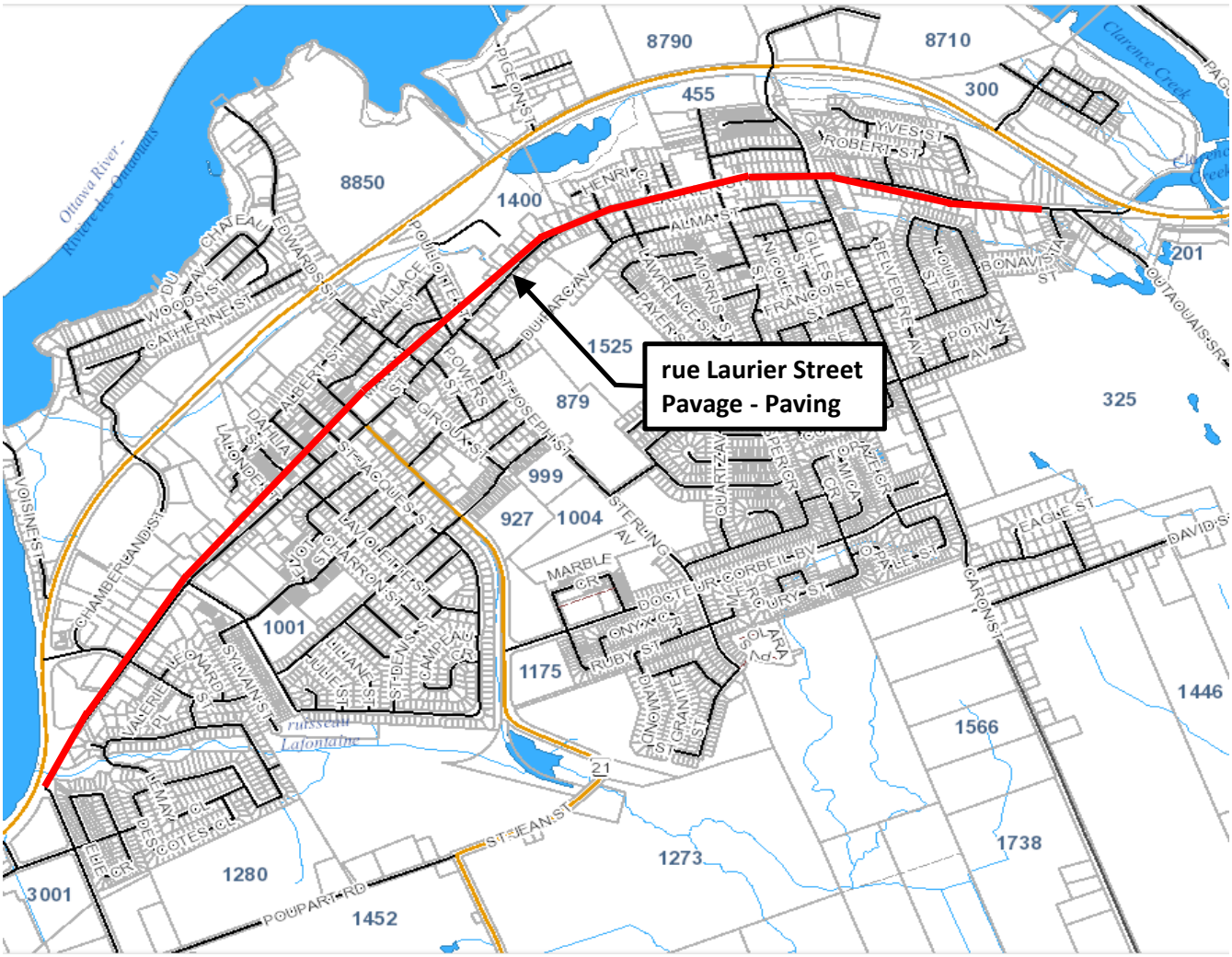

Cité de / City of Clarence-Rockland
2018 Budget 2018
Fiche Détaillée Capital Budget Project Detail Sheet

Department	Infrastructure et urbanisme/ Infrastructure and Planning
Nom du projet	Chemin Bouvier, Pavage
Project name	Bouvier Road, Paving
Ward	5
	Début/Start May
	Fin/ End October

Expenses	Total	2018	2019	2020	2021	2022
Construction	350,000	350,000				
Consultant	-					
Design	-					
Internal	-					
Total Expenditures	$ 350,000	$ 350,000	$ -	$ -	$ -	$ -
Revenues						
	-					
Roads reserve	350,000	350,000				
	-					
	-					
Total revenues	$ 350,000	$ 350,000	$ -	$ -	$ -	$ -
Net cost or debt	$ -	$ -	$ -	$ -	$ -	$ -

Operating Budget Impact	2018	2019	2020
Costs(Savings)	$ -	$ -	$ -

Objective of Project // Objectif du projet

L'objectif de ce projet est convertir 3.0 km de route de gravier en applicant 50 mm d'asphalte sur le chemin Bouvier à partir du chemin Baseline jusqu'au chemin Vinette (rue Labonté). 350,000$ a passé en charges pour la réparation de la structure de la route. Le design a été fait en 2017.

The objective of this project is to convert 3.0 km of gravel road to asphalt with 50mm of asphalt on Bouvier Rd from Baseline Rd to Vinette/Labonté Road. 350,000$ was expensed to repair defficiencies to the road base. The design

Asset Management Program

Ce projet est en lien avec l'objectif du plan de travail pour la mise en œuvre de la phase 1 de la gestion des actifs du plan de 10 ans des projets capitaux.

This project is in line with the objectives of the asset management program and is identified in Phase 1 of the draft 10 Year Capital Works Plan.

Operational Impact // Impact operationel

Convertir la surface existante en asphalte éliminera le besoin de niveler le chemin afin de conserver une route acceptable pour la conduite automobile. Ce projet éliminera le besoin d'appliquer un abat-poussière et diminuera également le temps de déneigement.

Converting the existing gravel surface to asphalt will eliminate the need to grade the gravel road in order to maintain an acceptable driving surface. It will also eliminate the need to apply dust suppresant and reduce the length of the snow removal operations.

Cité de / City of Clarence-Rockland
2018 Budget 2018
Fiche Détaillée Capital Budget Project Detail Sheet

Department	Infrastructure et urbanisme/ Infrastructure and Planning		
Nom du projet	Chemin Bouvier, Pavage		
Project name	Bouvier Road, Paving		
Ward	5	Début/Start	May
		Fin/ End	October

Key Map

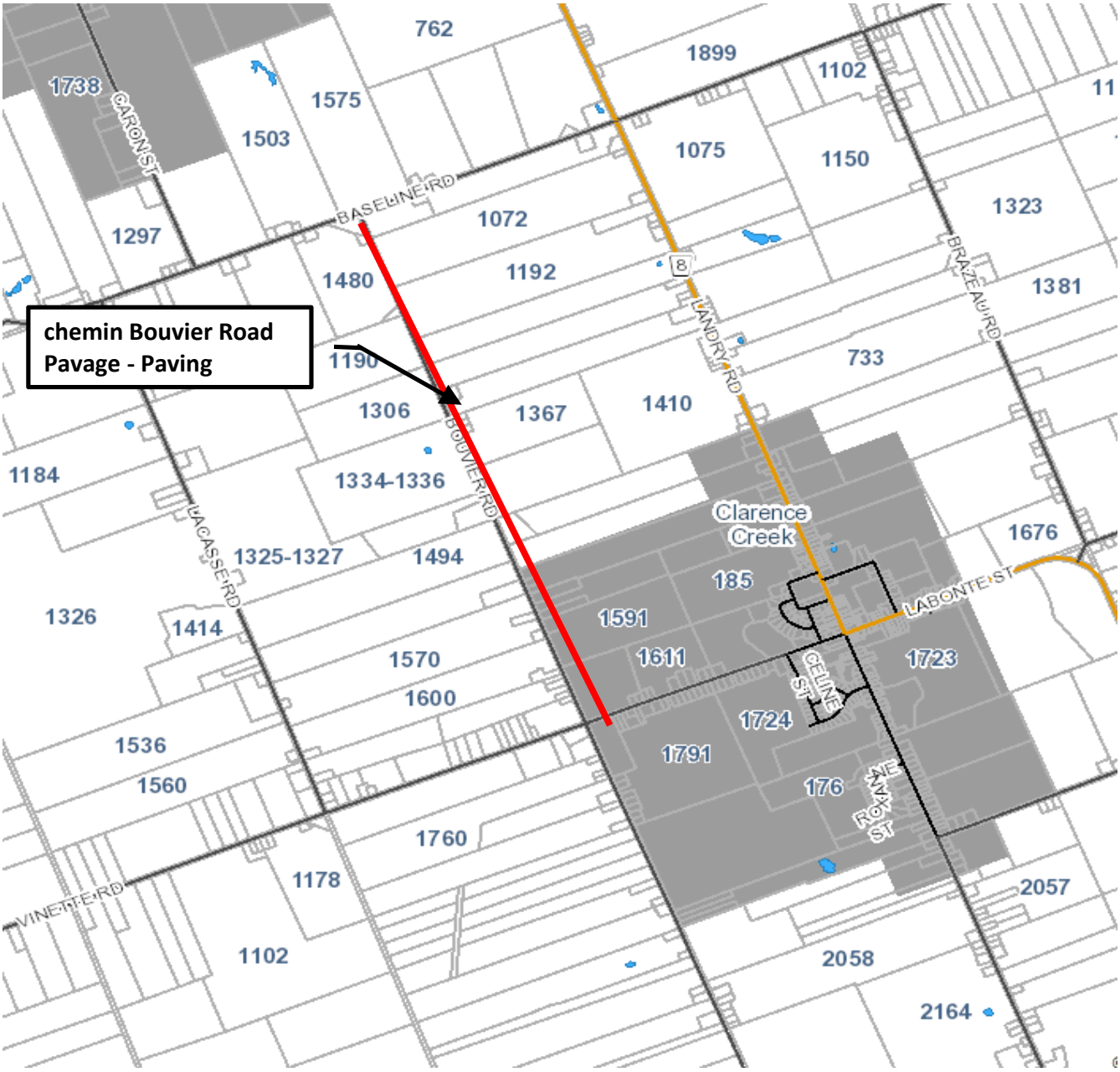

Cité de / City of Clarence-Rockland
2018 Budget 2018
Fiche Détaillée Capital Budget Project Detail Sheet

Department	Infrastructure et urbanisme/ Infrastructure and Planning
Nom du projet	Chemin Butler, Traitement de surface (phase 1)
Project name	Butler Road, Surface treatment (Phase 1)
Ward	7
	Début/Start May
	Fin/ End September

Expenses	Total	2018	2019	2020	2021	2022
Construction	-					
Consultant	20,000	20,000				
Design	-					
Internal	-					
Total Expenditures	$ 20,000	$ 20,000	$ -	$ -	$ -	$ -
Revenues						
	-					
Roads reserve	20,000	20,000				
	-					
	-					
Total revenues	$ 20,000	$ 20,000	$ -	$ -	$ -	$ -
Net cost or debt	$ -	$ -	$ -	$ -	$ -	$ -

Operating Budget Impact	2018	2019	2020
Costs(Savings)	$ -	$ -	$ -

Objective of Project

L'objectif de ce projet est convertir 1.0 km de route en gravier sur le chemin Butler à partir du chemin Legault sur une distance de 1.0 km et de recouvrir avec un traitement de surface. Le design et l'analyse géotechnique sera fait en 2018 et le projet sera prêt pour la construction en 2019.

The objective of this project is to convert 1.0km of gravel road on Butler Rd. to surface treatment from Legault Rd to 1.0 Km west. The geotechnical investigation and design will be done in 2018 and the construction in 2019.

Asset Management Program

Ce projet est en lien avec l'objectif du plan de travail pour la mise en œuvre de la phase 1 de la gestion des actifs du plan de 10 ans des projets capitaux.

This project is in line with the objectives of the asset management program and is identified in Phase 1 of the draft 10 Year Capital Works Plan.

Operational Impact

Convertir la surface existante en asphalte éliminera le besoin de niveler le chemin afin de conserver une route acceptable pour la conduite automobile. Ce projet éliminera le besoin d'appliquer un abat-poussière et diminuera également le temps de déneigement.

Converting the existing gravel surface to surface treatment will eliminate the need to grade the gravel road in order to maintain an acceptable driving surface. It will also eliminate the need to apply dust suppresant and reduce the length of the snow removal operations.

Cité de / City of Clarence-Rockland
2018 Budget 2018
Fiche Détaillée Capital Budget Project Detail Sheet

Department	Infrastructure et urbanisme/ Infrastructure and Planning		
Nom du projet	Chemin Butler, Traitement de surface (phase 1)		
Project name	Butler Road, Surface treatment (Phase 1)		
Ward	7	Début/Start	May
		Fin/ End	September

Key Map

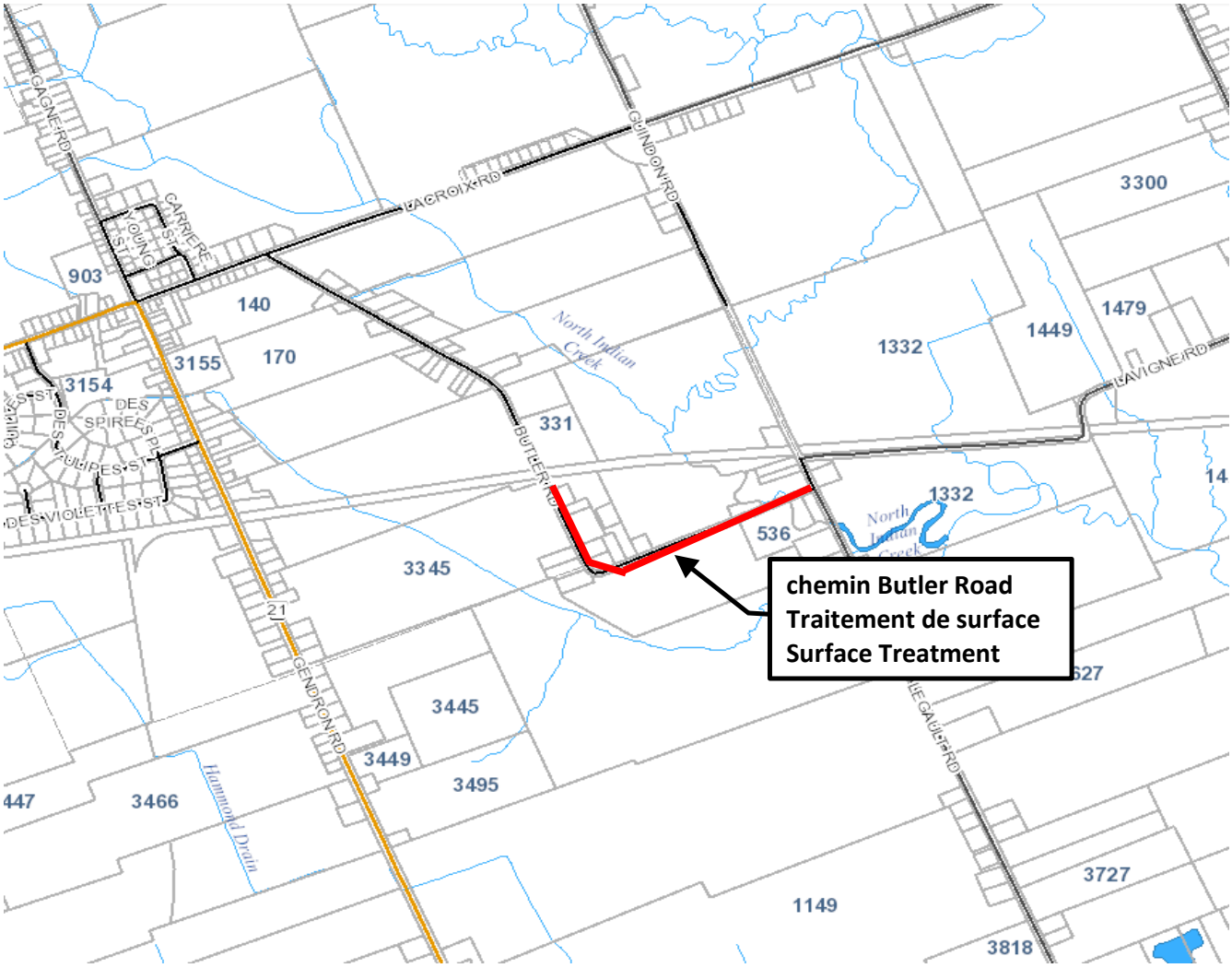

Cité de / City of Clarence-Rockland
2018 Budget 2018
Fiche Détaillée Capital Budget Project Detail Sheet

Department	Infrastructure et urbanisme/ Infrastructure and Planning
Nom du projet	Chemin Bouvier, traitement de surface (phase 1)
Project name	Bouvier Road, Surface treatment (Phase 1)
Ward	8
Début/Start	May
Fin/ End	September

Expenses	Total	2018	2019	2020	2021	2022
Construction	-					
Consultant	-					
Design	20,000	20,000				
Internal	-					
Total Expenditures	$ 20,000	$ 20,000	$ -	$ -	$ -	$ -
Revenues						
	-					
Roads reserve	20,000	20,000				
	-					
	-					
Total revenues	$ 20,000	$ 20,000	$ -	$ -	$ -	$ -
Net cost or debt	$ -	$ -	$ -	$ -	$ -	$ -

Operating Budget Impact	2018	2019	2020
Costs(Savings)	$ -	$ -	$ -

Objective of Project

L'objectif de ce projet est convertir 1.2 km de route en gravier sur le chemin Bouvier entre les chemins Russell et St-Felix et de recouvrir avec un traitement de surface. Le design et l'analyse géotechnique sera fait en 2018 et le projet sera prêt pour la construction en 2019

The objective of this project is to convert 1.2km of gravel road on Bouvier Rd. to surface treatment from Russell Rd to St-Félix Rd. The geotechnical investigation and design will be done in 2018 and the construction in 2019.

Asset Management Program

Ce projet est en lien avec l'objectif du plan de travail pour la mise en œuvre de la phase 1 de la gestion des actifs du plan de 10 ans des projets capitaux.

This project is in line with the objectives of the asset management program and is identified in Phase 1 of the draft 10 Year Capital Works Plan.

Operational Impact

Convertir la surface existante en asphalte éliminera le besoin de niveler le chemin afin de conserver une route acceptable pour la conduite automobile. Ce projet éliminera le besoin d'appliquer un abat-poussière et diminuera également le temps de déneigement.

Converting the existing gravel surface to asphalt will eliminate the need to grade the gravel road in order to maintain an acceptable driving surface. It will also eliminate the need to apply dust suppresant and reduce the length of the snow removal operations.

Cité de / City of Clarence-Rockland
2018 Budget 2018
Fiche Détaillée Capital Budget Project Detail Sheet

Department	Infrastructure et urbanisme/ Infrastructure and Planning		
Nom du projet	Chemin Bouvier, traitement de surface (phase 1)		
Project name	Bouvier Road, Surface treatment (Phase 1)		
Ward	8	Début/Start	May
		Fin/ End	September

Key Map

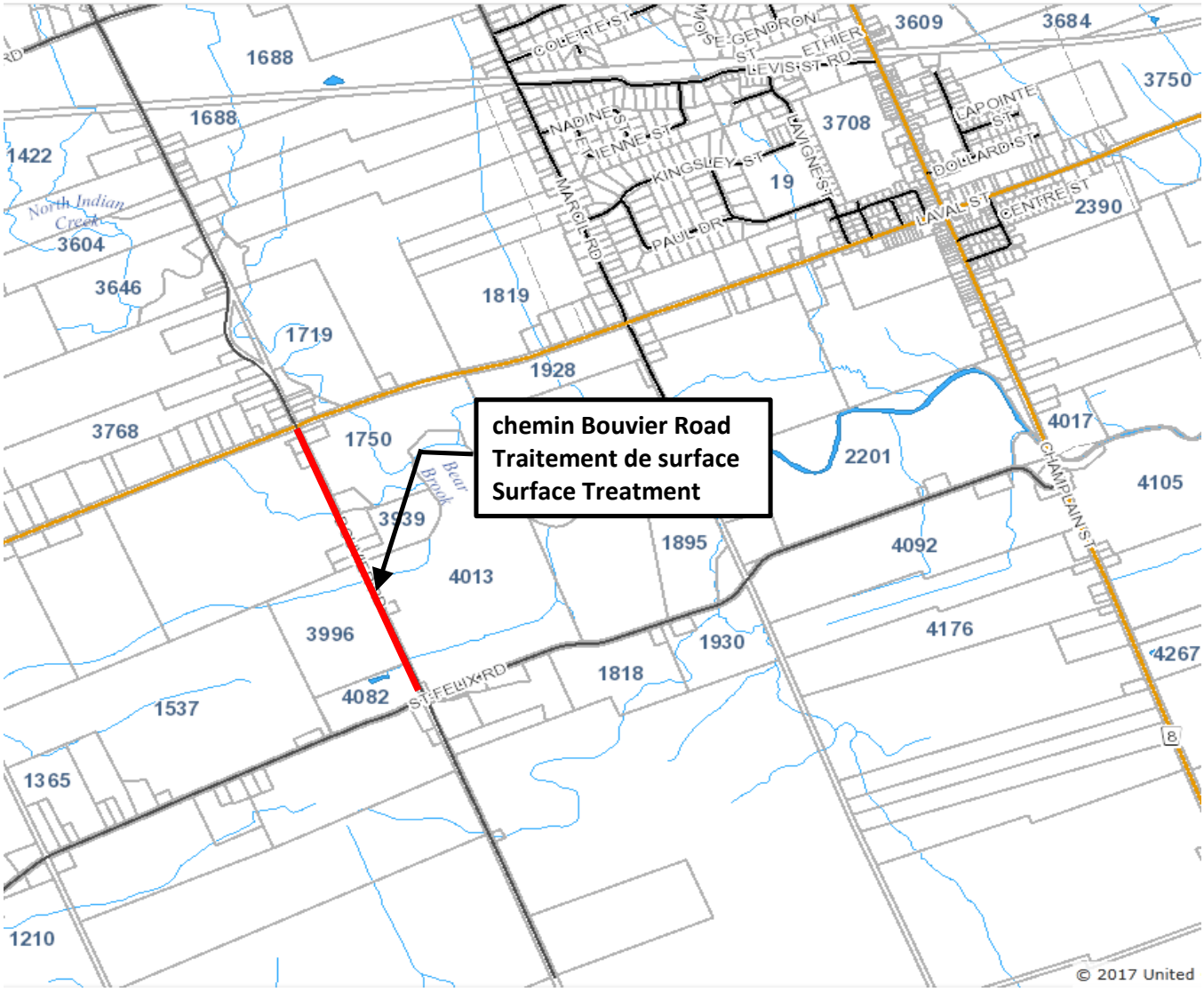

Cité de / City of Clarence-Rockland
2018 Budget 2018
Fiche Détaillée Capital Budget Project Detail Sheet

Department	Infrastructure et urbanisme/ Infrastructure and Planning
Nom du projet	Chemin St-Félix, Traitement de surface
Project name	St-Felix Road, Surface treatment
Ward	7
	Début/Start May
	Fin/ End September

Expenses	Total	2018	2019	2020	2021	2022
Construction	306,000	306,000				
Consultant	-					
Design	-					
Internal	-					
Total Expenditures	$ 306,000	$ 306,000	$ -	$ -	$ -	$ -
Revenues						
	-					
	-					
Grants OCIF	100,000	100,000				
Grants CUPR	206,000	206,000				
Total revenues	$ 306,000	$ 306,000	$ -	$ -	$ -	$ -
Net cost or debt	$ -	$ -	$ -	$ -	$ -	$ -

Operating Budget Impact	2018	2019	2020
Costs(Savings)	$ -	$ -	$ -

Objective of Project

L'objectif de ce projet est d'enlever l'asphalte existant sur 1.5 km sur le chemin St-Felix à partir du chemin Drouin et de recouvrir avec un traitement de surface. Trois (3) ponceaux auront été changés préalablement comme indiqué sur la fiche détaillés de projet: Chemin St-Felix - ponceaux.

The objective of this project is to pulverize (or remove) the existing asphalt surface on St-Felix Rd. from Drouin Rd. to 1.5km East and convert road to surface treatment. Three (3) road crossing culverts will have been replaced on this section of road as indicated in the Project Detail Sheet: St-Felix - Culverts.

Asset Management Program

Ce projet est en lien avec l'objectif du plan de travail pour la mise en œuvre de la phase 1 de la gestion des actifs du plan de 10 ans des projets capitaux.

This project is in line with the objectives of the asset management program and is identified in Phase 1 of the draft 10

Operational Impact

Convertir l'asphalte existant réduira grandement le coût de réparation à froid pour cette section de la route et diminuera également le temps de déneigement.

Converting the existing asphalt surface to surface treatment will reduce the amount time and materials used to cold patch this section of road. This will also help reduce the length of the snow removal operations.

Cité de / City of Clarence-Rockland
2018 Budget 2018
Fiche Détaillée Capital Budget Project Detail Sheet

Department	Infrastructure et urbanisme/ Infrastructure and Planning		
Nom du projet	Chemin St-Félix, Traitement de surface		
Project name	St-Felix Road, Surface treatment		
Ward	7	Début/Start	May
		Fin/ End	September

Key Map

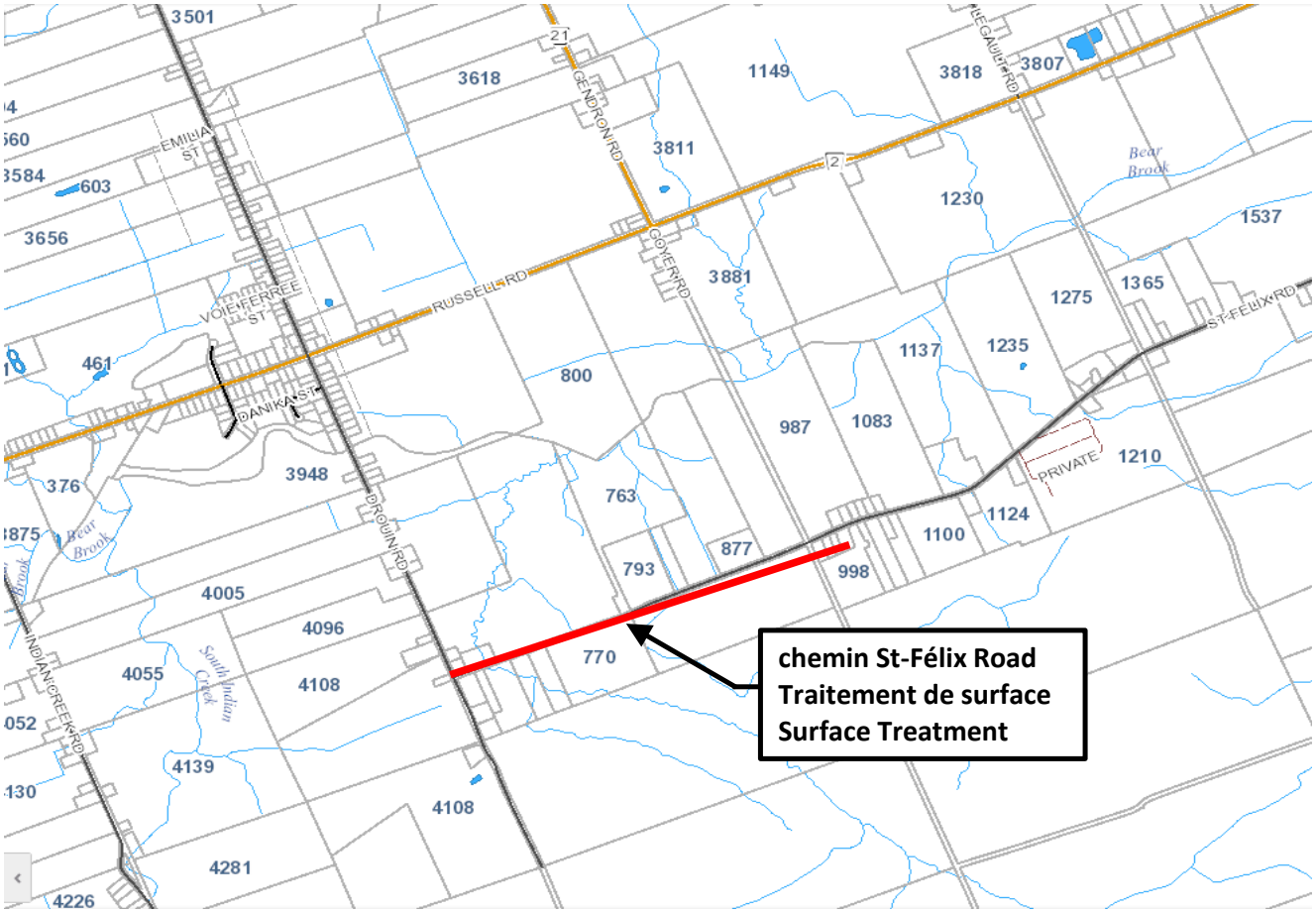

Cité de / City of Clarence-Rockland
2018 Budget 2018
Fiche Détaillée Capital Budget Project Detail Sheet

Department	Infrastructure et urbanisme/ Infrastructure and Planning
Nom du projet	Pont North Indian Creek
Project name	North Indian Creek Bridge
Ward	8
Début/Start	May
Fin/ End	October

Expenses	Total	2018	2019	2020	2021	2022
Construction	30,000	30,000				
Consultant	-					
Design	-					
Internal	-					
Total Expenditures	$ 30,000	$ 30,000	$ -	$ -	$ -	$ -
Revenues						
	-					
	-					
	-					
Grants FGT	30,000	30,000				
Total revenues	$ 30,000	$ 30,000	$ -	$ -	$ -	$ -
Net cost or debt	$ -	$ -	$ -	$ -	$ -	$ -

Operating Budget Impact	2018	2019	2020
Costs(Savings)	$ -	$ -	$ -

Objective of Project

L'objectif de ce projet est de réparer le béton à la sous-face du pont et de repavé la plateforme du pont.

The objective of this project is to repair concrete at bridge soffit and repave asphalt deck.

Asset Management Program

Ce projet est en lien avec l'objectif du plan de travail pour la mise en œuvre de la phase 1 de la gestion des actifs du plan de 10 ans des projets capitaux. De plus, ce projet est appuyé par le rapport bisannuel 2015 des ponts et ponceaux.

This project is in line with the objectives of the asset management program and is identified in Phase 1 of the draft 10 Year Capital Works Plan. This project is also supported by the 2015 Bridges and Culverts Biennial Report.

Operational Impact

Les travaux de ponceau proposés amélioreront les questions de sécurité.

The proposed bridge works will improve considerably specific safety matters.

Cité de / City of Clarence-Rockland
2018 Budget 2018
Fiche Détaillée Capital Budget Project Detail Sheet

Department	Infrastructure et urbanisme/ Infrastructure and Planning		
Nom du projet	Pont North Indian Creek		
Project name	North Indian Creek Bridge		
Ward	8	Début/Start	May
		Fin/ End	October

Key Map

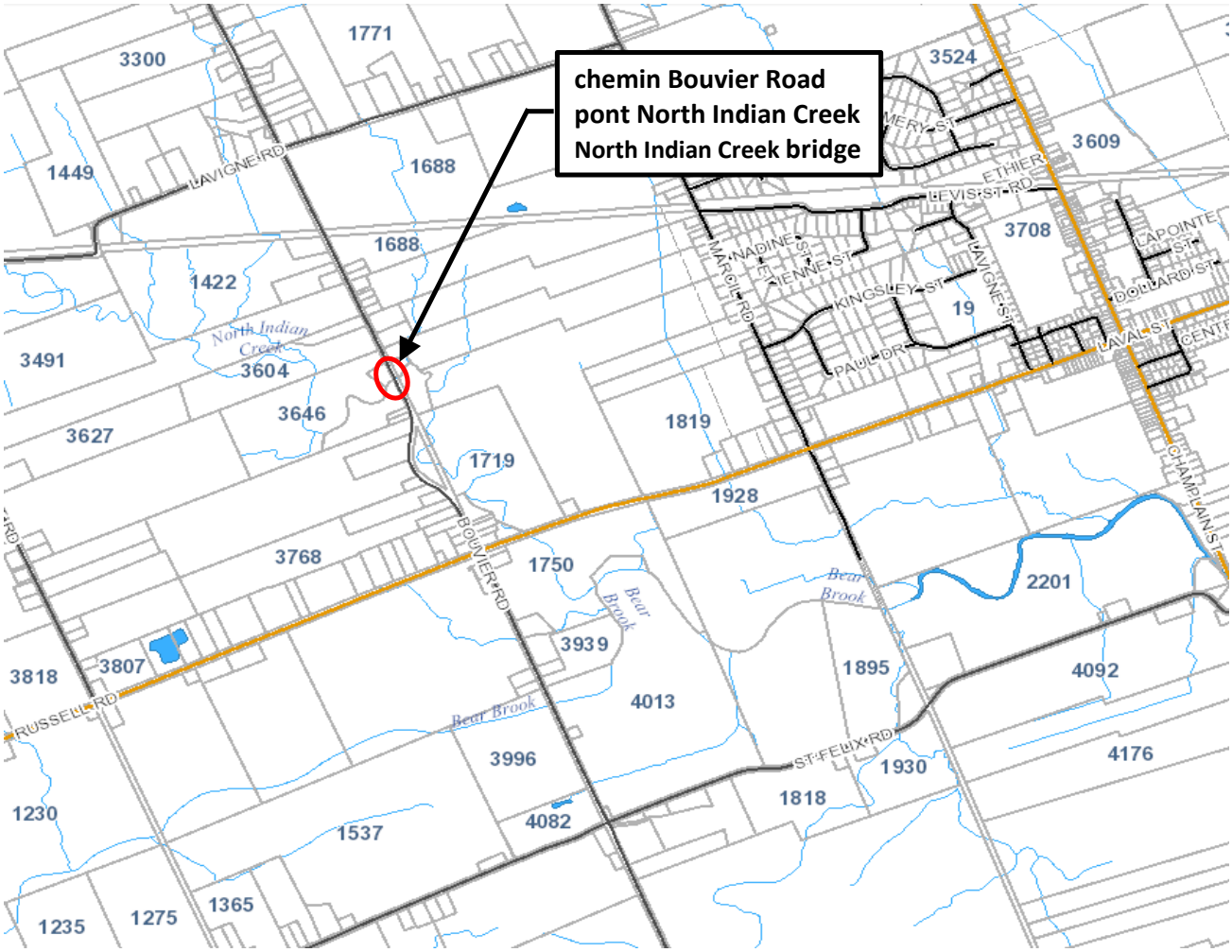

Cité de / City of Clarence-Rockland
2018 Budget 2018
Fiche Détaillée Capital Budget Project Detail Sheet

Department	Infrastructure et urbanisme/ Infrastructure and Planning
Nom du projet	Pont chemin Tucker
Project name	Tucker road bridge
Ward	3 & 4
	Début/Start May
	Fin/ End October

Expenses	Total	2018	2019	2020	2021	2022
Construction	30,000	30,000				
Consultant	-					
Design	-					
Internal	-					
Total Expenditures	$ 30,000	$ 30,000	$ -	$ -	$ -	$ -
Revenues						
	-					
	-					
	-					
Grants FGT	30,000	30,000				
Total revenues	$ 30,000	$ 30,000	$ -	$ -	$ -	$ -
Net cost or debt	$ -	$ -	$ -	$ -	$ -	$ -

Operating Budget Impact	2018	2019	2020
Costs(Savings)	$ -	$ -	$ -

Objective of Project

L'objectif de ce projet est de repavé surface d'approche du pont.

The objective of this project is to repave the approach surface of the bridge.

Asset Management Program

Ce projet est en lien avec l'objectif du plan de travail pour la mise en œuvre de la phase 1 de la gestion des actifs du plan de 10 ans des projets capitaux. De plus, ce projet est appuyé par le rapport bisannuel 2015 des ponts et ponceaux.

This project is in line with the objectives of the asset management program and is identified in Phase 1 of the draft 10 Year Capital Works Plan. This project is also supported by the 2015 Bridges and Culverts Biennial Report.

Operational Impact

Les travaux de ponceau proposés amélioreront les questions de sécurité.

The proposed bridge works will improve considerably specific safety matters.

Cité de / City of Clarence-Rockland
2018 Budget 2018
Fiche Détaillée Capital Budget Project Detail Sheet

Department	Infrastructure et urbanisme/ Infrastructure and Planning		
Nom du projet	Pont chemin Tucker		
Project name	Tucker road bridge		
Ward	3 & 4	Début/Start	May
		Fin/ End	October

Key Map

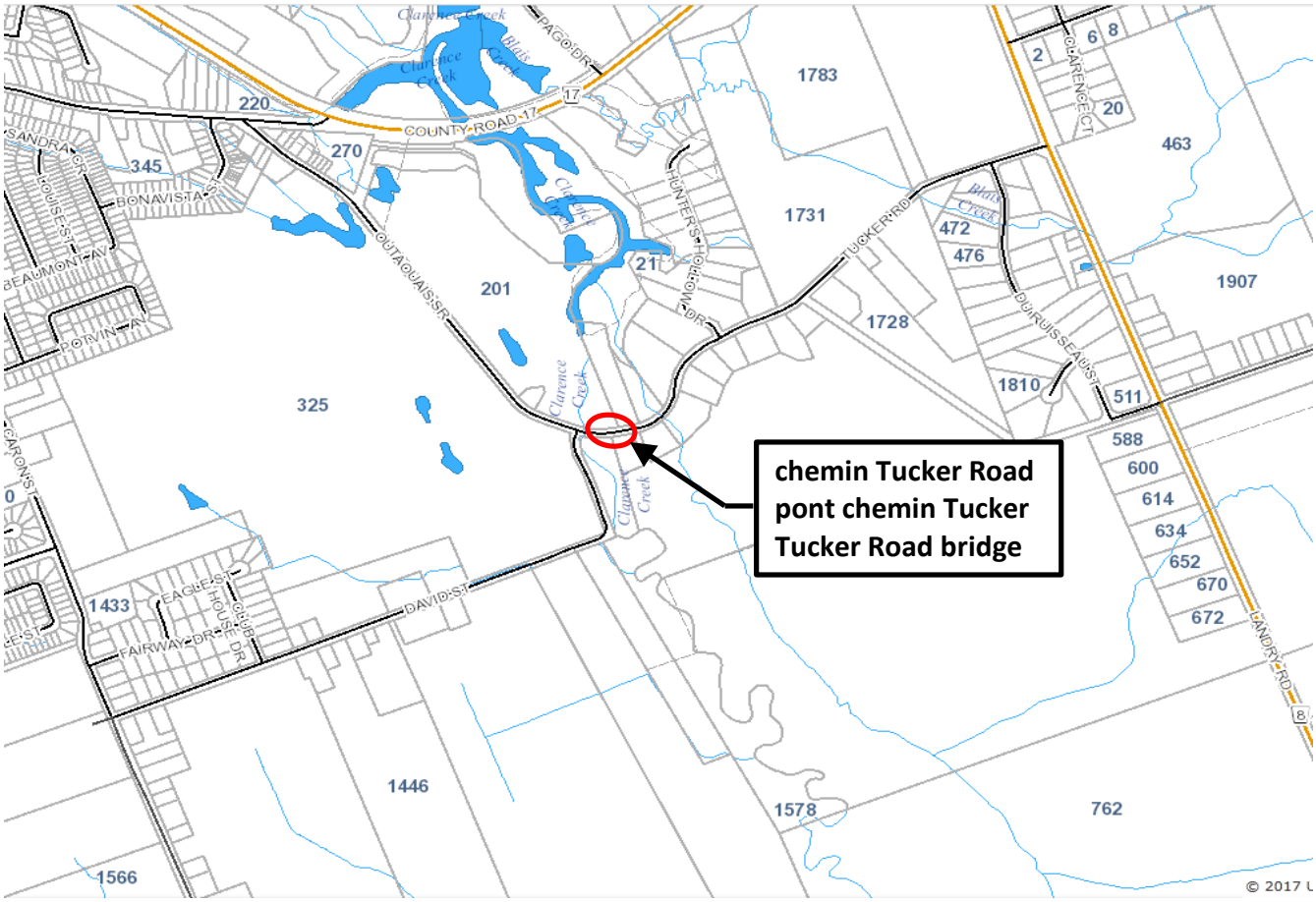

Cité de / City of Clarence-Rockland
2018 Budget 2018
Fiche Détaillée Capital Budget Project Detail Sheet

Department	Infrastructure et urbanisme/ Infrastructure and Planning
Nom du projet	Réparations du pont Bear Brook "overflow"
Project name	Bear Brook Overflow bridge repair
Ward	8
	Début/Start April
	Fin/ End October

Expenses	Total	2018	2019	2020	2021	2022
Construction	55,000	55,000				
Consultant	-					
Design	-					
Internal	-					
Total Expenditures	$ 55,000	$ 55,000	$ -	$ -	$ -	$ -
Revenues						
	-					
	-					
	-					
Grants FGT	55,000	55,000				
Total revenues	$ 55,000	$ 55,000	$ -	$ -	$ -	$ -
Net cost or debt	$ -	$ -	$ -	$ -	$ -	$ -

Operating Budget Impact	2018	2019	2020
Costs(Savings)	$ -	$ -	$ -

Objective of Project

L'objectif de ce projet est de réparer et installer une protection aux extrémités du pont et un tablier de pont conforme au Code. Le pont Bear Brook "overflow" n'est pas le même pont que le pont Bear Brook qui a été remplacé en 2016. Voir la carte ci-jointe.

The objective of this project is to repair and install end treatment and a deck barrier to the bridge. The Bear Brook Overflow bridge is not the same as the Bear Brook bridge that was replaced in 2016. See attached Key Map.

Asset Management Program

Ce projet est en lien avec l'objectif du plan de travail pour la mise en œuvre de la phase 1 de la gestion des actifs du plan de 10 ans des projets capitaux. De plus, ce projet est appuyé par le rapport bisannuel 2015 des ponts et ponceaux.

This project is in line with the objectives of the asset management program and is identified in Phase 1 of the draft 10 Year Capital Works Plan. This project is also supported by the 2015 Bridges and Culverts Biennial Report.

Operational Impact

Les travaux de ponceau proposés amélioreront les questions de sécurité.

The proposed bridge works will improve considerably specific safety matters.

Cité de / City of Clarence-Rockland
2018 Budget 2018
Fiche Détaillée Capital Budget Project Detail Sheet

Department	Infrastructure et urbanisme/ Infrastructure and Planning		
Nom du projet	Réparations du pont Bear Brook "overflow"		
Project name	Bear Brook Overflow bridge repair		
Ward	8	Début/Start	April
		Fin/ End	October

Key Map

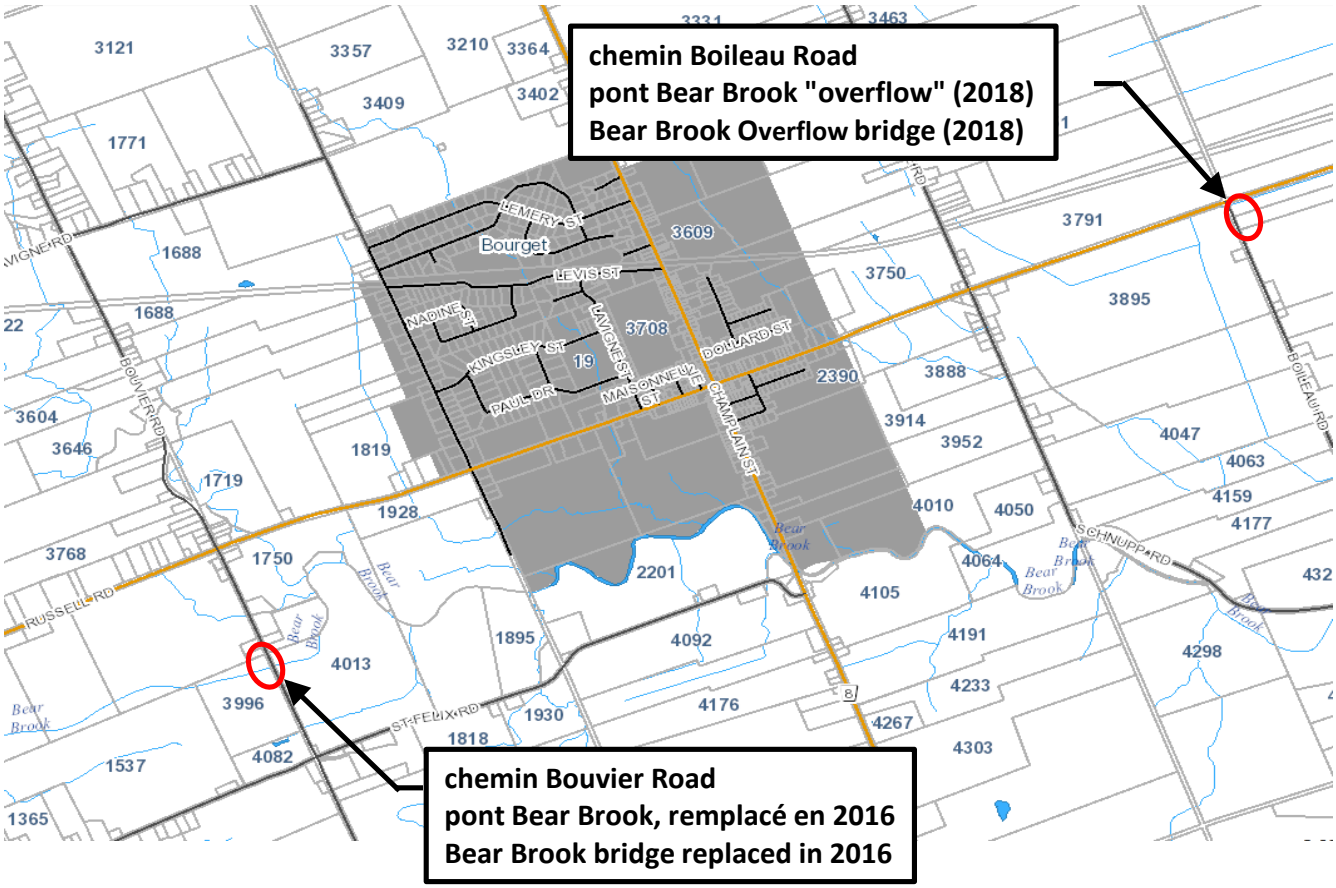

Cité de / City of Clarence-Rockland
2018 Budget 2018
Fiche Détaillée Capital Budget Project Detail Sheet

Department	Infrastructure et urbanisme/ Infrastructure and Planning		
Nom du projet	Chemin Lacasse, ponceau		
Project name	Lacasse Rd, culvert		
Ward	5	Début/Start	May
		Fin/ End	October

Expenses	Total	2018	2019	2020	2021	2022
Construction	285,000	285,000				
Consultant	-					
Design	-					
Internal	-					
Total Expenditures	$ 285,000	$ 285,000	$ -	$ -	$ -	$ -
Revenues						
	-					
	-					
	-					
Grants FGT	285,000	285,000				
Total revenues	$ 285,000	$ 285,000	$ -	$ -	$ -	$ -
Net cost or debt	$ -	$ -		$ -	$ -	$ -

Operating Budget Impact	2018	2019	2020
Costs(Savings)	$ -	$ -	$ -

Objective of Project // Objectif du projet

L'objectif de ce projet est de retenir les services d'ingénierie pour le design du remplacement du ponceau sur le chemin Lacasse et de retenir les services d'un entrepreneur pour effectuer les travaux en 2018.

The objective of this project is to retain a consultant to design the replacement and retain a contractor to replace the culverts along Lacasse Rd. Design and construction in 2018.

Asset Management Program

Ce projet est en lien avec l'objectif du plan de travail pour la mise en œuvre de la phase 1 de la gestion des actifs du plan de 10 ans des projets capitaux. De plus, ce projet est appuyé par le rapport bisannuel 2015 des ponts et ponceaux.

This project is in line with the objectives of the asset management program and is identified in Phase 1 of the draft 10 Year Capital Works Plan. This project is also supported by the 2015 Bridges and Culverts Biennial Report.

Operational Impact // Impact opérationel

Les travaux de ponceau proposés amélioreront les questions de sécurité.

The proposed culvert works will improve considerably specific safety matters.

Cité de / City of Clarence-Rockland
2018 Budget 2018
Fiche Détaillée Capital Budget Project Detail Sheet

Department	Infrastructure et urbanisme/ Infrastructure and Planning		
Nom du projet	Chemin Lacasse, ponceau		
Project name	Lacasse Rd, culvert		
Ward	5	Début/Start	May
		Fin/ End	October

Key Map

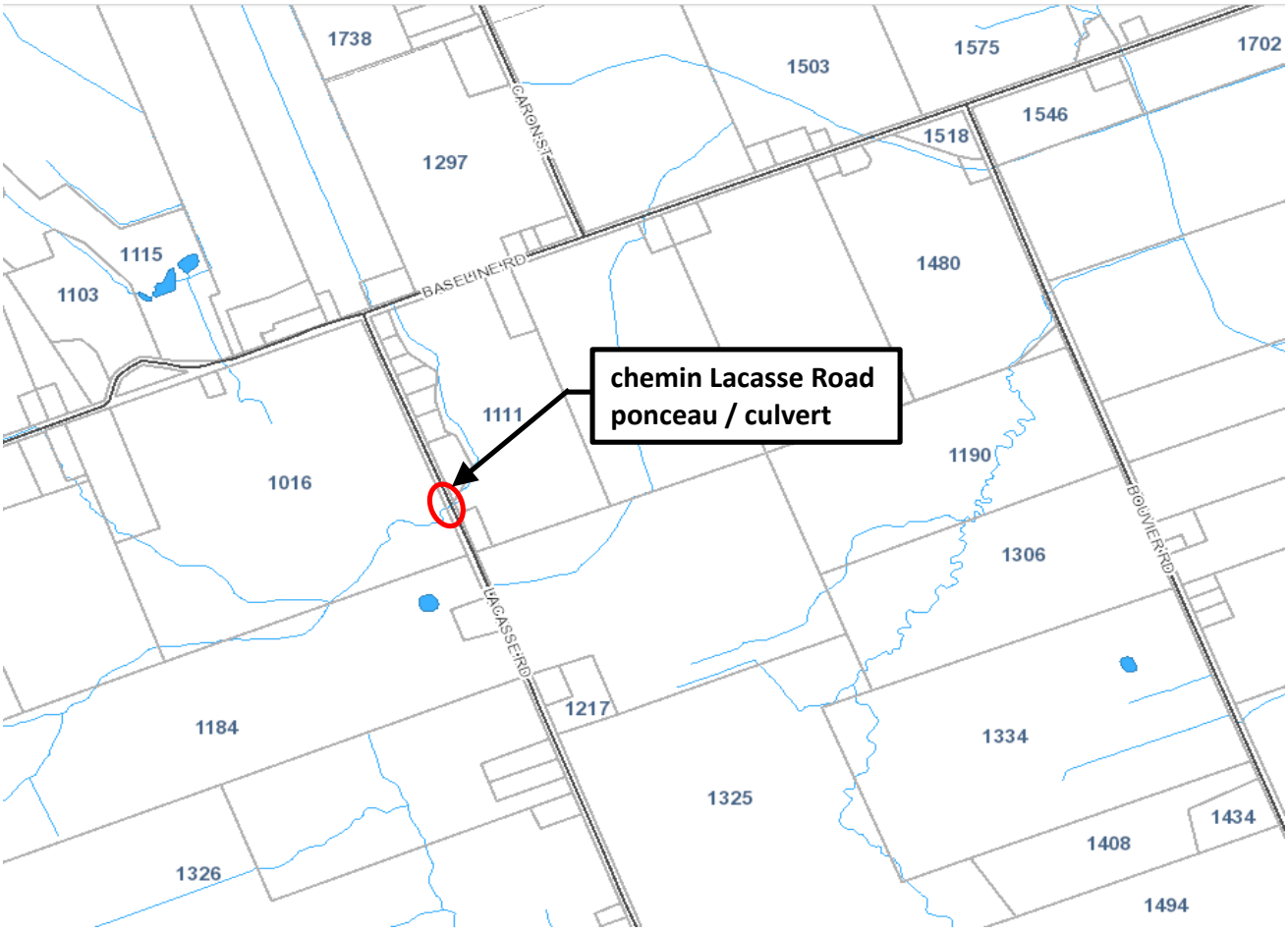

Cité de / City of Clarence-Rockland
2018 Budget 2018
Fiche Détaillée Capital Budget Project Detail Sheet

Department	Infrastructure et urbanisme/ Infrastructure and Planning		
Nom du projet	Chemins Butler et Legault, ponceaux		
Project name	Butler and Legault Roads, culverts		
Ward	5	Début/Start	April
		Fin/ End	December

Expenses	Total	2018	2019	2020	2021	2022
Construction	1,254,000	1,254,000				
Consultant	-					
Design	-					
Internal	-					
Total Expenditures	$ 1,254,000	$ 1,254,000	$ -	$ -	$ -	$ -
Revenues						
	-					
	-					
	-					
Total revenues	$ -	$ -	$ -	$ -	$ -	$ -
Net cost or debt	$ 1,254,000	$ 1,254,000	$ -	$ -	$ -	$ -

Operating Budget Impact	2018	2019	2020
Costs(Savings)	$ -	$ -	$ -

Objective of Project

L'objectif de ce projet est de retenir les services d'un entrepreneur pour le remplacement de trois (3) ponceaux principaux qui traversent les chemins Butler et Legault. Le ponceau du chemin Butler est un ponceau carré en béton et les deux (2) traversant le chemin Legault sont des ponceaux double en acier. L'ingénierie et le design ont été complétés en 2017. Ce projet est maintenant prêt pour la construction.

The objective of this project is to retain a contractor to replace three (3) collapsed major culverts crossing Butler Rd. and Legault Rd. The culvert crossing Butler Rd is a concrete box culvert and the two (2) crossing Legault Rd are large size streel twin culverts. Engineering and designs were completed in 2017. The project is now "shovel ready".

Asset Management Program

Ce projet est en lien avec l'objectif du plan de travail pour la mise en œuvre de la phase 1 de la gestion des actifs du plan de 10 ans des projets capitaux. De plus, ce projet est appuyé par le rapport bisannuel 2015 des ponts et ponceaux.

This project is in line with the objectives of the asset management program and is identified in Phase 1 of the draft 10 Year Capital Works Plan. This project is also supported by the 2015 Bridges and Culverts Biennial Report.

Operational Impact

Des travaux d'urgences ont été faits en 2017 dû à la crue des eaux printanières qui a créé de l'érosion et des dommages au ponceau double du chemin Legault. Environ 5,000$ ont été dépensés en 2017 pour cette réparation seulement. Le remplacement de ces ponceaux évitera qu'un évènement semblable se reproduise.

Emergency repair works were performed in 2017 due to the spring high water flows creating erosion and structural damage to the twin culverts on Legault Rd. Approximately $5,000 was spent performing those repairs. The replacement of these culverts will greatly reduce the risk of events like this to reoccur.

Cité de / City of Clarence-Rockland
2018 Budget 2018
Fiche Détaillée Capital Budget Project Detail Sheet

Department	Infrastructure et urbanisme/ Infrastructure and Planning		
Nom du projet	Chemins Butler et Legault, ponceaux		
Project name	Butler and Legault Roads, culverts		
Ward	5	Début/Start	April
		Fin/ End	December

Key Map

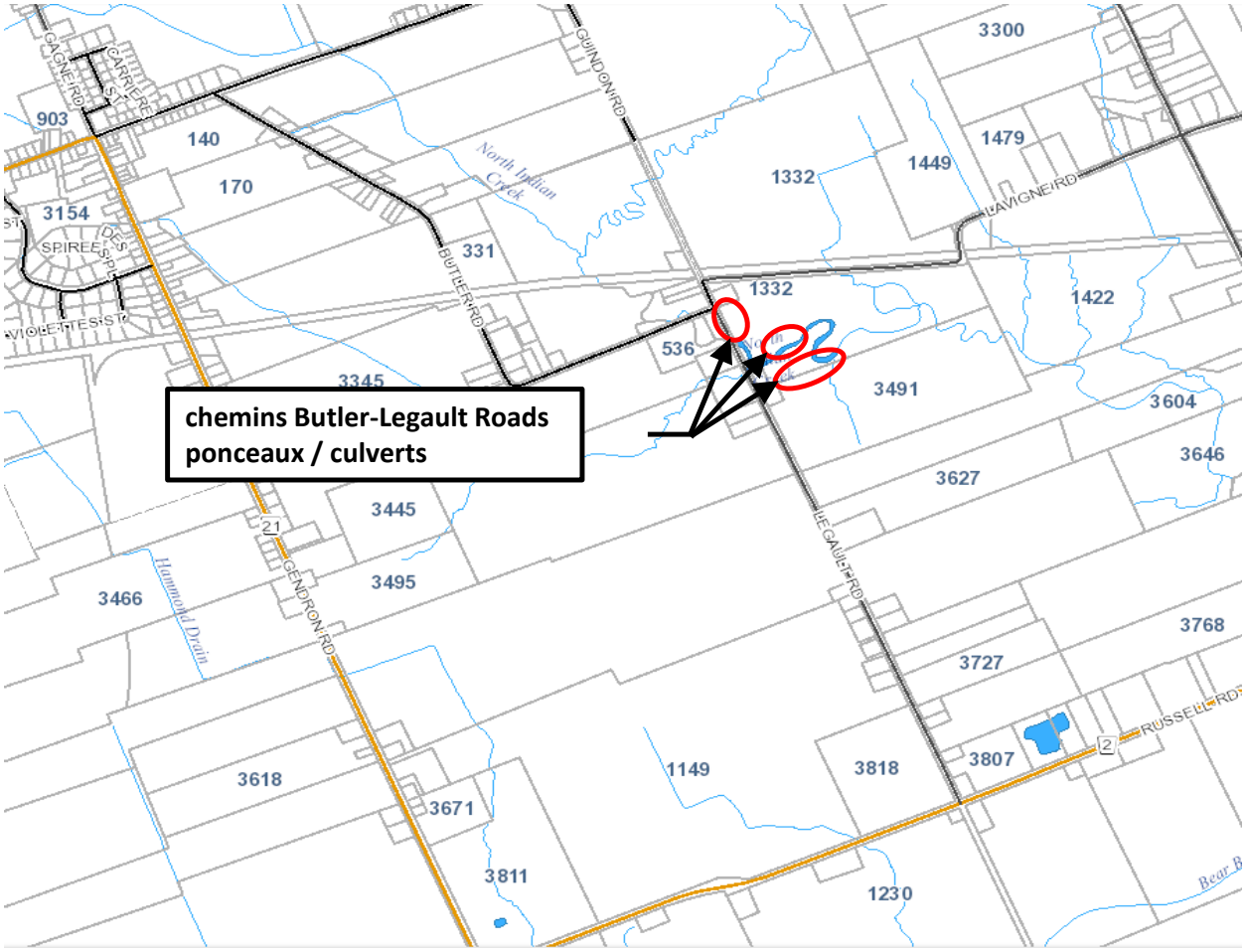

Cité de / City of Clarence-Rockland
2018 Budget 2018
Fiche Détaillée Capital Budget Project Detail Sheet

Department	Infrastructure et urbanisme/ Infrastructure and Planning		
Nom du projet	Chemin Landry, ponceau		
Project name	Landry Road, culvert		
Ward	5	Début/Start	April
		Fin/ End	October

Expenses	Total	2018	2019	2020	2021	2022
Construction	170,000		170,000			
Consultant	-					
Design	25,000	25,000				
Internal	-					
Total Expenditures	$ 195,000	$ 25,000	$ 170,000	$ -	$ -	$ -
Revenues						
	-					
Roads reserve	25,000	25,000				
	-					
	-					
Total revenues	$ 25,000	$ 25,000	$ -	$ -	$ -	$ -
Net cost or debt	$ 170,000	$ -	$ 170,000	$ -	$ -	$ -

Operating Budget Impact	2018	2019	2020
Costs(Savings)	$ -	$ -	$ -

Objective of Project

L'objectif de ce projet est de retenir les services d'ingénierie pour le design et les coûts prévus pour le remplacement d'un ponceau sur le chemin Landry près de la rue Roxanne. Les coûts de construction sont prévus au budget des projets capitaux 2019.

The objective of this project is to retain engineering services to design and provide cost estimates for the replacement of the culvert on Landry Road near Roxanne Street. Replacement cost will be considered for the 2019 capital budget.

Asset Management Program

Ce projet est en lien avec l'objectif du plan de travail pour la mise en œuvre de la phase 1 de la gestion des actifs du plan de 10 ans des projets capitaux. De plus, ce projet est appuyé par le rapport bisannuel 2015 des ponts et ponceaux.

This project is in line with the objectives of the asset management program and is identified in Phase 1 of the draft 10 Year Capital Works Plan. This project is also supported by the 2015 Bridges and Culverts Biennial Report.

Operational Impact

Les travaux de ponceau proposés amélioreront les questions de sécurité.

The proposed culvert works will improve considerably specific safety matters.

Cité de / City of Clarence-Rockland
2018 Budget 2018
Fiche Détaillée Capital Budget Project Detail Sheet

Department	Infrastructure et urbanisme/ Infrastructure and Planning		
Nom du projet	Chemin Landry, ponceau		
Project name	Landry Road, culvert		
Ward	5	Début/Start	April
		Fin/ End	October

Key Map

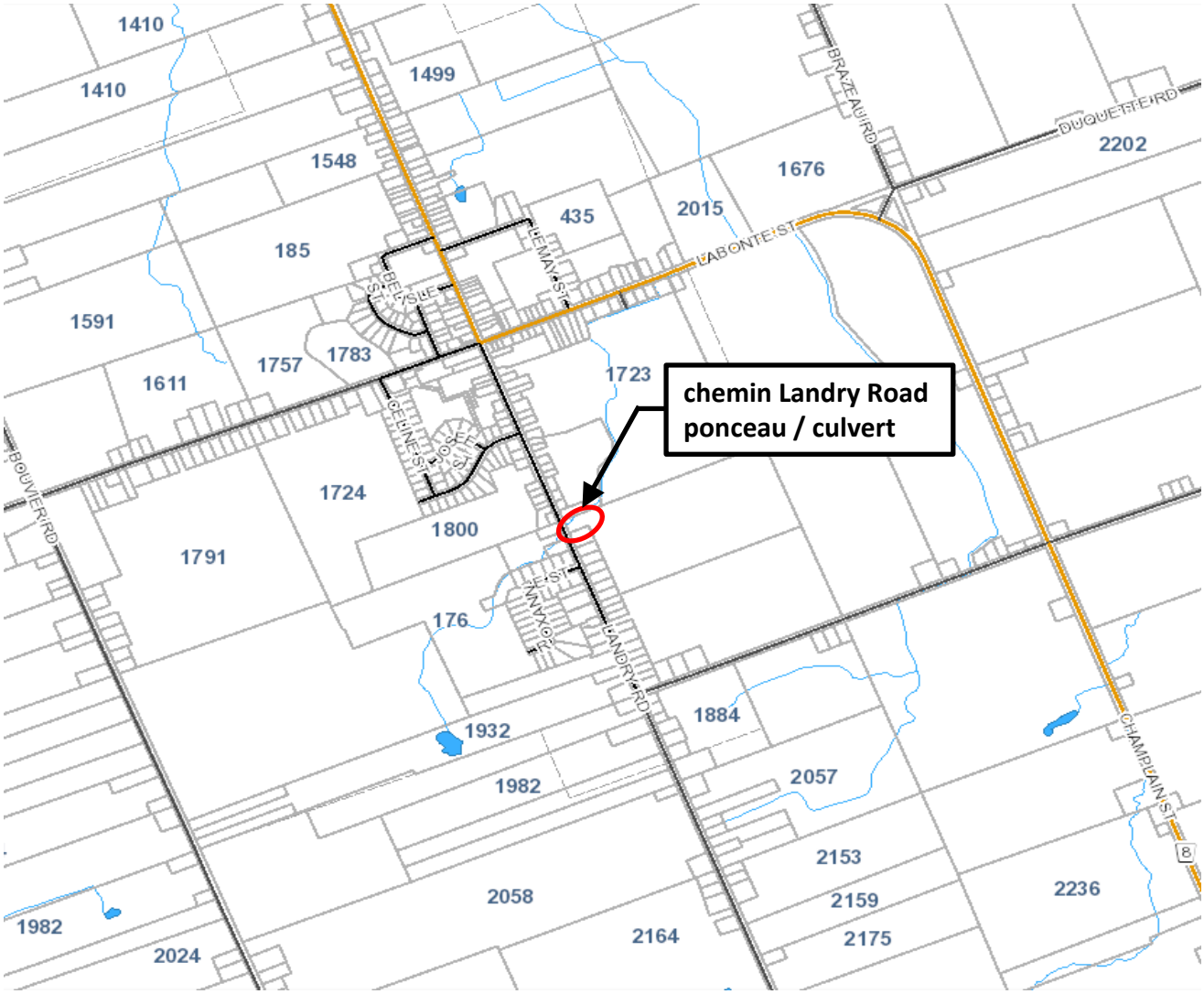

Cité de / City of Clarence-Rockland
2018 Budget 2018
Fiche Détaillée Capital Budget Project Detail Sheet

Department	Infrastructure et urbanisme/ Infrastructure and Planning
Nom du projet	Chemin Vinette, ponceau (est)
Project name	Vinette Road, culvert (east)
Ward	5
	Début/Start April
	Fin/ End October

Expenses	Total	2018	2019	2020	2021	2022
Construction	155,000		155,000			
Consultant	-					
Design	25,000	25,000				
Internal	-					
Total Expenditures	$ 180,000	$ 25,000	$ 155,000	$ -	$ -	$ -
Revenues						
	-					
Roads reserve	25,000	25,000				
	-					
	-					
Total revenues	$ 25,000	$ 25,000	$ -	$ -	$ -	$ -
Net cost or debt	$ 155,000	$ -	$ 155,000	$ -	$ -	$ -

Operating Budget Impact	2018	2019	2020
Costs(Savings)	$ -	$ -	$ -

Objective of Project

L'objectif de ce projet est de retenir les services d'ingénierie pour le design et les coûts prévus pour le remplacement d'un ponceau sur le chemin Vinette entre les chemins Lacasse et Bouvier. Les coûts de construction sont prévus au budget des projets capitaux 2019.

The objective of this project is to retain engineering services to design and provide cost estimates for the replacement of the culvert on Vinette Road between Lacasse Road and Bouvier Road. Replacement cost will be considered for the 2019 capital budget.

Asset Management Program

Ce projet est en lien avec l'objectif du plan de travail pour la mise en œuvre de la phase 1 de la gestion des actifs du plan de 10 ans des projets capitaux. De plus, ce projet est appuyé par le rapport bisannuel 2015 des ponts et ponceaux.

This project is in line with the objectives of the asset management program and is identified in Phase 1 of the draft 10 Year Capital Works Plan. This project is also supported by the 2015 Bridges and Culverts Biennial Report.

Operational Impact

Les travaux de ponceau proposés amélioreront les questions de sécurité.

The proposed culvert works will improve considerably specific safety matters.

Cité de / City of Clarence-Rockland
2018 Budget 2018
Fiche Détaillée Capital Budget Project Detail Sheet

Department	Infrastructure et urbanisme/ Infrastructure and Planning		
Nom du projet	Chemin Vinette, ponceau (est)		
Project name	Vinette Road, culvert (east)		
Ward	5	Début/Start	April
		Fin/ End	October

Key Map

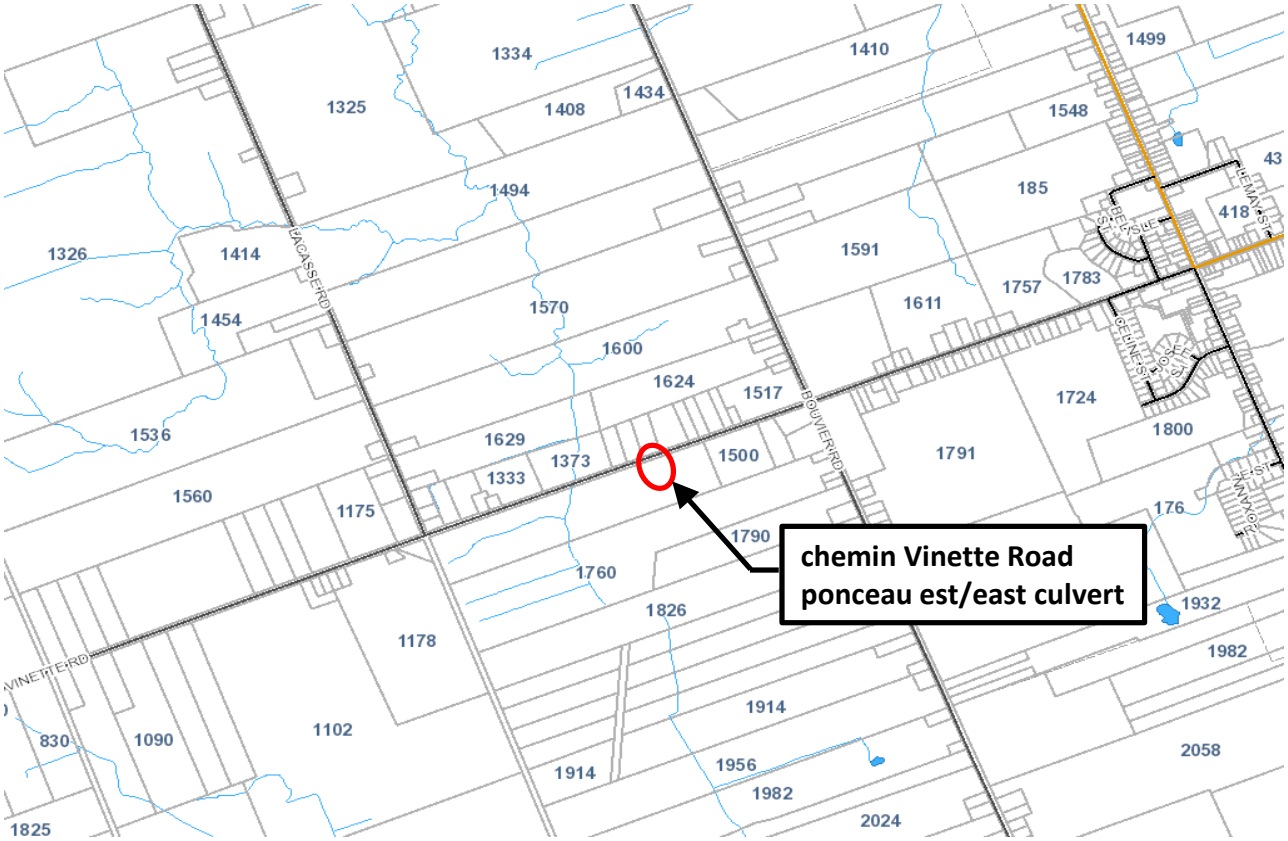

Cité de / City of Clarence-Rockland
2018 Budget 2018
Fiche Détaillée Capital Budget Project Detail Sheet

Department	Infrastructure et urbanisme/ Infrastructure and Planning
Nom du projet	Chemin Vinette, ponceau (ouest)
Project name	Vinette Road, culvert (west)
Ward	5
	Début/Start April
	Fin/ End October

Expenses	Total	2018	2019	2020	2021	2022
Construction	175,000		175,000			
Consultant	-					
Design	25,000	25,000				
Internal	-					
Total Expenditures	$ 200,000	$ 25,000	$ 175,000	$ -	$ -	$ -
Revenues						
	-					
Roads reserve	25,000	25,000				
	-					
	-					
Total revenues	$ 25,000	$ 25,000	$ -	$ -	$ -	$ -
Net cost or debt	$ 175,000	$ -	$ 175,000	$ -	$ -	$ -

Operating Budget Impact	2018	2019	2020
Costs(Savings)	$ -	$ -	$ -

Objective of Project

L'objectif de ce projet est de retenir les services d'ingénierie pour le design et les coûts prévus pour le remplacement d'un ponceau sur le chemin Vinette entre les chemins Lacasse et Bouvier. Les coûts de construction sont prévus au budget des projets capitaux 2019.

The objective of this project is to retain engineering services to design and provide cost estimates for the replacement of the culvert on Vinette Rd. between Lacasse Rd. and Bouvier Rd. Replacement cost will be considered for the 2019 capital budget.

Asset Management Program

Ce projet est en lien avec l'objectif du plan de travail pour la mise en œuvre de la phase 1 de la gestion des actifs du plan de 10 ans des projets capitaux. De plus, ce projet est appuyé par le rapport bisannuel 2015 des ponts et ponceaux.

This project is in line with the objectives of the asset management program and is identified in Phase 1 of the draft 10 Year Capital Works Plan. This project is also supported by the 2015 Bridges and Culverts Biennial Report.

Operational Impact

Les travaux de ponceau proposés amélioreront les questions de sécurité.

The proposed culvert works will improve considerably specific safety matters.

Cité de / City of Clarence-Rockland
2018 Budget 2018
Fiche Détaillée Capital Budget Project Detail Sheet

Department	Infrastructure et urbanisme/ Infrastructure and Planning		
Nom du projet	Chemin Vinette, ponceau (ouest)		
Project name	Vinette Road, culvert (west)		
Ward	5	Début/Start	April
		Fin/ End	October

Key Map

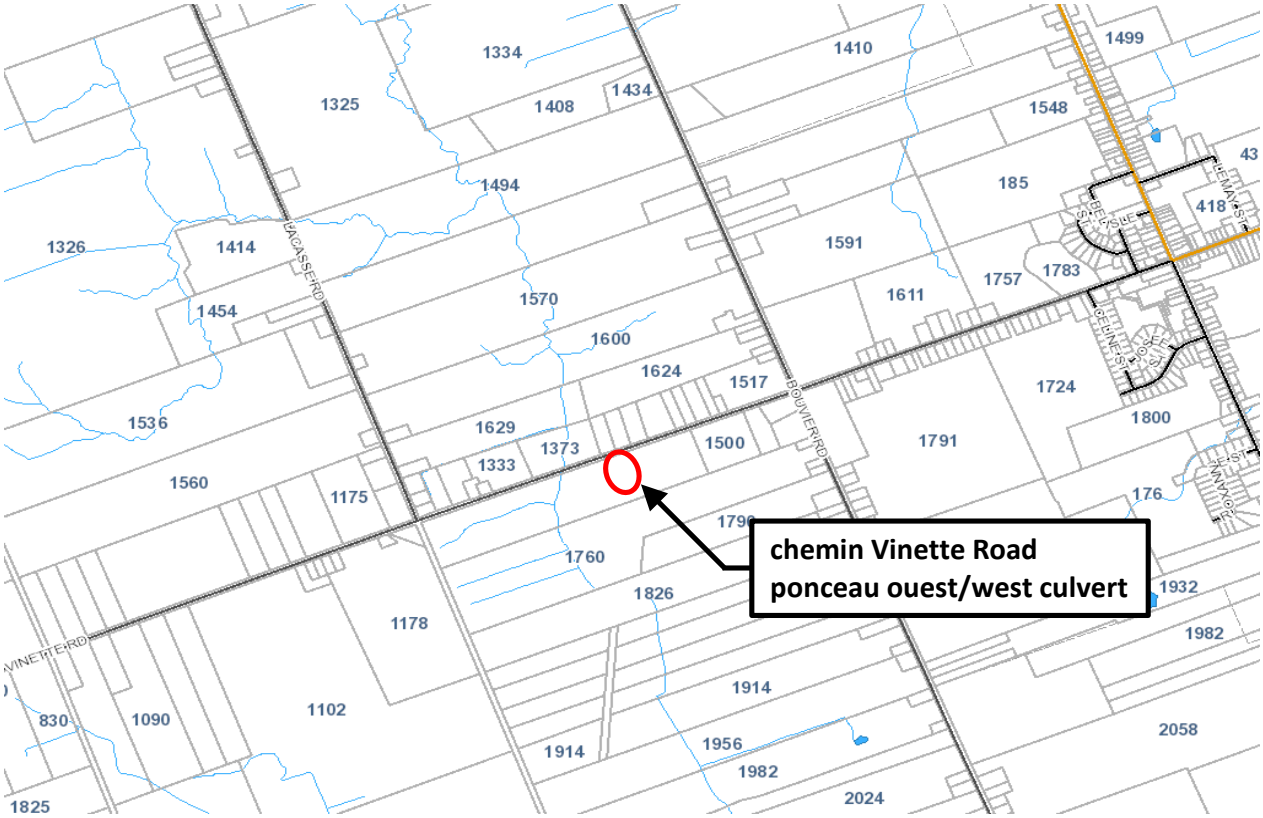

Cité de / City of Clarence-Rockland
2018 Budget 2018
Fiche Détaillée Capital Budget Project Detail Sheet

Department	Infrastructure et urbanisme/ Infrastructure and Planning					
Nom du projet	Chemin St-Félix - ponceaux					
Project name	St-Félix Road - culverts					
Ward	7				Début/Start	May
					Fin/ End	November
Expenses	Total	2018	2019	2020	2021	2022
Construction	120,000	120,000				
Consultant	-					
Design	-					
Internal	-					
Total Expenditures	$ 120,000	$ 120,000	$ -	$ -	$ -	$ -
Revenues						
	-					
Roads reserve	120,000	120,000				
	-					
	-					
Total revenues	$ 120,000	$ 120,000	$ -	$ -	$ -	$ -
Net cost or debt	$ -	$ -	$ -	$ -	$ -	$ -

Operating Budget Impact	2018	2019	2020
Costs(Savings)	$ -	$ -	$ -

Objective of Project

L'objectif de ce projet est de remplacer de trois (3) ponceaux transversaux sur le chemin St-Félix. Le premier est situé immédiatement à l'intersection des chemins Drouin et St-Félix. Le deuxième est situé à 150 mètres à l'Est du chemin Drouin et le troisième, est à environ 1 kilomètre à l'Est du chemin Drouin. Cette section de la route sera refaite avec un traitement de surface comme indiqué sur la fiche détaillée du projet: Chemin St-Felix - Traitement de surface.

The objectives of this project is to replace three (3) culvert crossings on St-Félix Rd. One (1) is located immediately at the intersection of Drouin Rd. and St-Félix Rd, the second, 150 m east of Drouin rd and the third, 1 km east of Drouin Rd. That section of the road will then be surface treated as indicated in the Project Detail Sheet: St-Felix Road - Surface Treatment.

Asset Management Program

Ce projet est en lien avec l'objectif du plan de travail pour la mise en œuvre de la phase 1 de la gestion des actifs du plan de 10 ans des projets capitaux.

This project is in line with the objectives of the asset management program and is identified in Phase 1 of the draft

Operational Impact

Le remplacement de ces trois (3) ponceaux réduira l'impact opérationnel en adressant les problèmes de drainage et de structure. De plus, les réparations proposées pour le pont réduiront les questions de sécurité.

Replacing the three (3) culverts will reduce the operational impacts by addressing drainage issues and structural issues to the road. Also, the proposed bridge works will improve considerably specific saftey matters.

Cité de / City of Clarence-Rockland
2018 Budget 2018
Fiche Détaillée Capital Budget Project Detail Sheet

Department	Infrastructure et urbanisme/ Infrastructure and Planning		
Nom du projet	Chemin St-Félix - ponceaux		
Project name	St-Félix Road - culverts		
Ward	7	Début/Start	May
		Fin/ End	November

Key Map

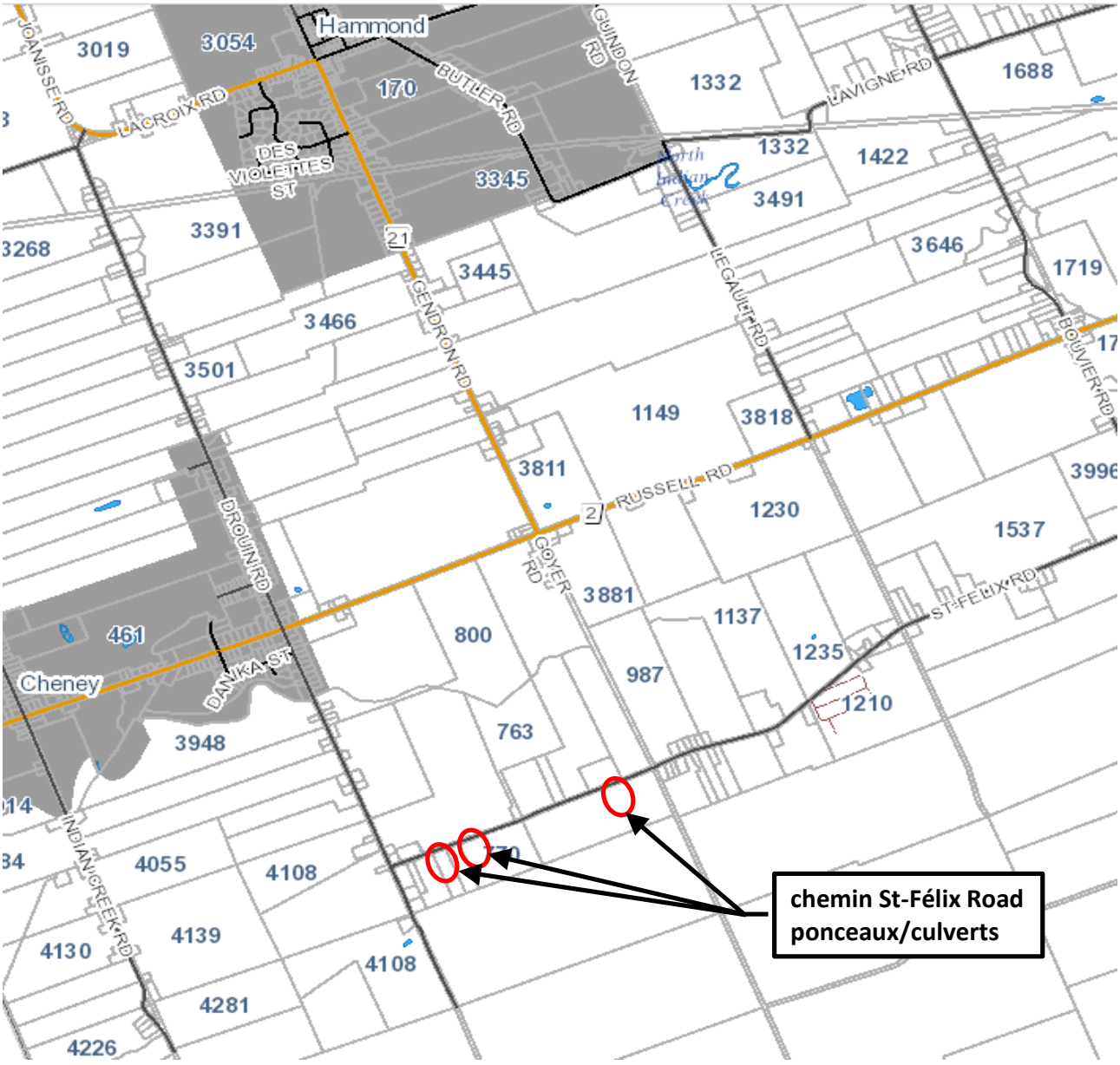

chemin St-Félix Road
ponceaux/culverts

Cité de / City of Clarence-Rockland
2018 Budget 2018
Fiche Détaillée Capital Budget Project Detail Sheet

Department	Infrastructure et urbanisme/ Infrastructure and Planning
Nom du projet	Remplacement de ponceau -- Chemin Baseline
Project name	Baseline Road Culvert Replacement
Ward	1 & 8

Début / Start May
Fin / End June

Expenses	Total	2018	2019	2020	2021	2022
Construction	255,000	255,000				
Consultant	5,000	5,000				
Design	-					
Internal	12,750	12,750				
Total Expenditires	$ 272,750	$ 272,750		$ -	$ -	$ -
Revenues						
	-					
	-					
	-			-		
Grants FGT	272,750	272,750				
Total revenues	$ 272,750	$ 272,750	$ -	$ -	$ -	$ -
Net cost or debt	$ -	$ -	$ -	$ -	$ -	$ -

Operating Budget Impact	2018	2019	2020
Costs(Savings)	$ -	$ -	$ -

Objective of Project

L'objectif de ce projet est de faire le remplacement d'un ponceau affaissé sur le chemin Baseline. L'affaissement de ce ponceau a eu lieu en 2016 et depuis, une inspection hebdomadaire est effectuée pour vérifier la dégradation. Le design a été effectué en 2017 au coût de 8,000$.

The objective of this project is to replace a collapsed culvert crossing on Baseline Road. The culvert has collapsed in 2016. Since then, staff has been inspecting it weekly to monitor for any further deterioration. The design was done in 2017 at a cost of $8,000.

Asset Management Program

Ce projet est en lien avec l'objectif du plan de travail pour la mise en œuvre de la phase 1 de la gestion des actifs du plan de 10 ans des projets capitaux. De plus, ce projet est appuyé par le rapport bisannuel 2015 des ponts et ponceaux.

This project is in line with the objectives of the asset management program and is identified in Phase 1 of the draft 10 Year Capital Works Plan. This project is also supported by the 2015 Bridges and Culverts Biennial Report.

Operational Impact

Le remplacement de ce ponceau réduira grandement la responsabilité civile de la Cite en cas de bris majeure. De plus, le temps d'inspection reviendra à la norme habituelle. Des frais additionnels associés à la réparation de trou seront complètement éliminés.

Replacing the culvert reduces the City's liabilities in the event of complete faillure. Inspection time that staff spends on site to monitor the culvert will be reduced to normal municipal minimum maintenance standards. Additionally cost associated with road repairs (sink holes) will be eliminated.

Cité de / City of Clarence-Rockland
2018 Budget 2018
Fiche Détaillée Capital Budget Project Detail Sheet

Department	Infrastructure et urbanisme/ Infrastructure and Planning		
Nom du projet	Remplacement de ponceau -- Chemin Baseline		
Project name	Baseline Road Culvert Replacement		
Ward	1 & 8	Début / Start	May
		Fin / End	June

Key Map

Cité de / City of Clarence-Rockland
2018 Budget 2018
Fiche Détaillée Capital Budget Project Detail Sheet

Department	Infrastructure et urbanisme/ Infrastructure and Planning
Nom du projet	Rue Laurier, ponceaux phase 1
Project name	Laurier Street culverts phase 1
Ward	1 & 2

Début/Start	April
Fin/ End	October

Expenses	Total	2018	2019	2020	2021	2022
Construction	200,000		200,000			
Consultant	-					
Design	20,000	20,000				
Internal	-					
Total Expenditures	$ 220,000	$ 20,000	$ 200,000	$ -	$ -	$ -
Revenues						
	-					
Roads reserve	20,000	20,000				
	-					
	-					
Total revenues	$ 20,000	$ 20,000	$ -	$ -	$ -	$ -
Net cost or debt	$ 200,000	$ -	$ 200,000	$ -	$ -	$ -

Operating Budget Impact	2018	2019	2020
Costs(Savings)	$ -	$ -	$ -

Objective of Project

L'objectif de ce projet est de retenir les services d'une firme d'ingénierie afin d'élaborer un plan de conception et fournir une estimation des coûts pour le remplacement d'un ponceau existant. Les frais pour le remplacement ou le reconditionnement de ce ponceau sera considéré au budget des projets capitaux 2019.

The objective of this project is to retain engineering services to design and provide cost estimates in order to replace or rehabilitate the existing arch culvert. Replacement/rehabilitation cost will be considered for the 2019 capital budget.

Asset Management Program

Ce projet est en lien avec l'objectif du plan de travail pour la mise en œuvre de la phase 1 de la gestion des actifs du plan de 10 ans des projets capitaux.

This project is in line with the objectives of the asset management program and is identified in Phase 1 of the draft 10 Year Capital Works Plan.

Operational Impact

Ce projet de réparation de ponceau réduira grandement certains éléments de sécurité.

The proposed culvert works will improve considerably specific safety matters.

Cité de / City of Clarence-Rockland
2018 Budget 2018
Fiche Détaillée Capital Budget Project Detail Sheet

Department	Infrastructure et urbanisme/ Infrastructure and Planning		
Nom du projet	Rue Laurier, ponceaux phase 1		
Project name	Laurier Street culverts phase 1		
Ward	1 & 2	Début/Start	April
		Fin/ End	October

Key Map

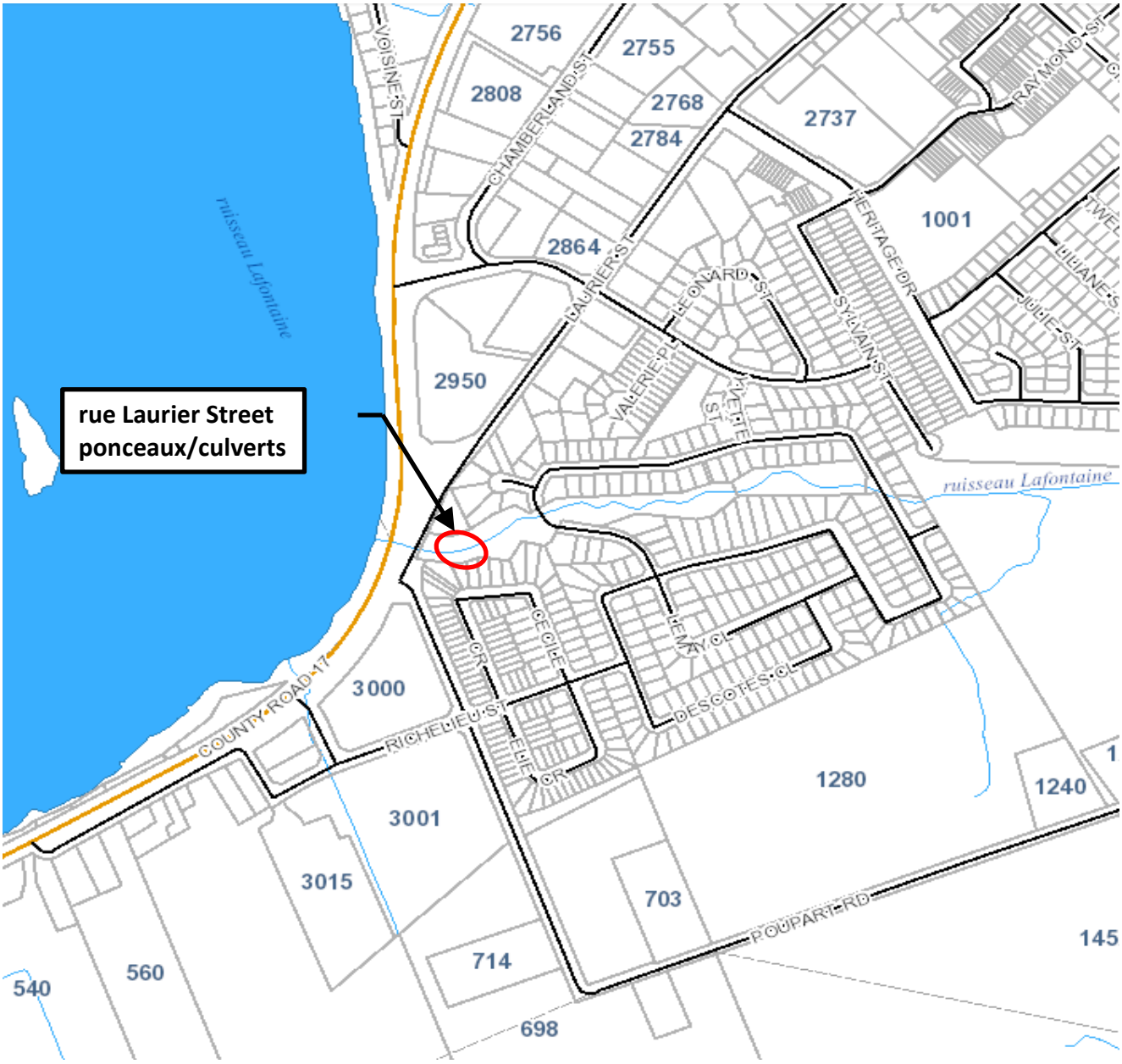

Cité de / City of Clarence-Rockland
2018 Budget 2018
Fiche Détaillée Capital Budget Project Detail Sheet

Department	Infrastructure et urbanisme/ Infrastructure and Planning
Nom du projet	Rue St-Jean, trottoir et lampaires
Project name	St-Jean Street, Sidewalk and Street Lights
Ward	All
	Début/Start April
	Fin/ End November

Expenses	Total	2018	2019	2020	2021	2022
Construction	300,000	300,000				
Consultant	-					
Design	-					
Internal	-					
Total Expenditures	$ 300,000	$ 300,000	$ -	$ -	$ -	$ -
Revenues						
	-					
DC's	240,000	240,000				
Roads reserve	60,000	60,000				
	-					
Total revenues	$ 300,000	$ 300,000	$ -	$ -	$ -	$ -
Net cost or debt	$ -	$ -	$ -	$ -	$ -	$ -

Operating Budget Impact	2018	2019	2020
Costs(Savings)	$ -	$ -	$ -

Objective of Project

L'objectif de ce projet est de construire un trottoir du côté Est de la rue St-Jean à partir de l'entrée du Carrefour Jeunesse jusqu'au trottoir existant du côté Nord du boulevard Docteur Corbeil. De nouveaux lampadaires devront être installés et il est fort probable qu'il soit nécessaire d'emplir le fossé.

The objective of this project is to build a sidewalk on the east side of St-Jean Road from the Carrefour Jeunesse entrance to the end of existing sidewalk on the north side of Docteur Corbeil Boulevard. New street lights will need to be installed as well as the ditch filling.

Asset Management Program

Ce projet ne fait pas partie de l'objectif du plan de travail pour la mise en œuvre de la phase 1 de la gestion des actifs. Cependant, ce projet a été identifié comme une priorité dans l'étude pour redevances d'exploitation.
This project is not identified in Phase 1 of the draft 10 Year Capital Works Plan. However, it is identified as a priority in the Development Charge Study.

Operational Impact

Approximativement 500 mètres de trottoirs additionnels devront être ajouté à l'opération de déneigement et l'ajout de 5 à 7 lampadaires seront ajouté à notre actif.

Approximately 500m of additional sidewalks to be added to the winter snow clearing operations. Also, 5-7 new street lights will be added to our asset.

Cité de / City of Clarence-Rockland
2018 Budget 2018
Fiche Détaillée Capital Budget Project Detail Sheet

Department	Infrastructure et urbanisme/ Infrastructure and Planning		
Nom du projet	Rue St-Jean, trottoir et lampaires		
Project name	St-Jean Street, Sidewalk and Street Lights		
Ward	All	Début/Start	April
		Fin/ End	November

Key Map

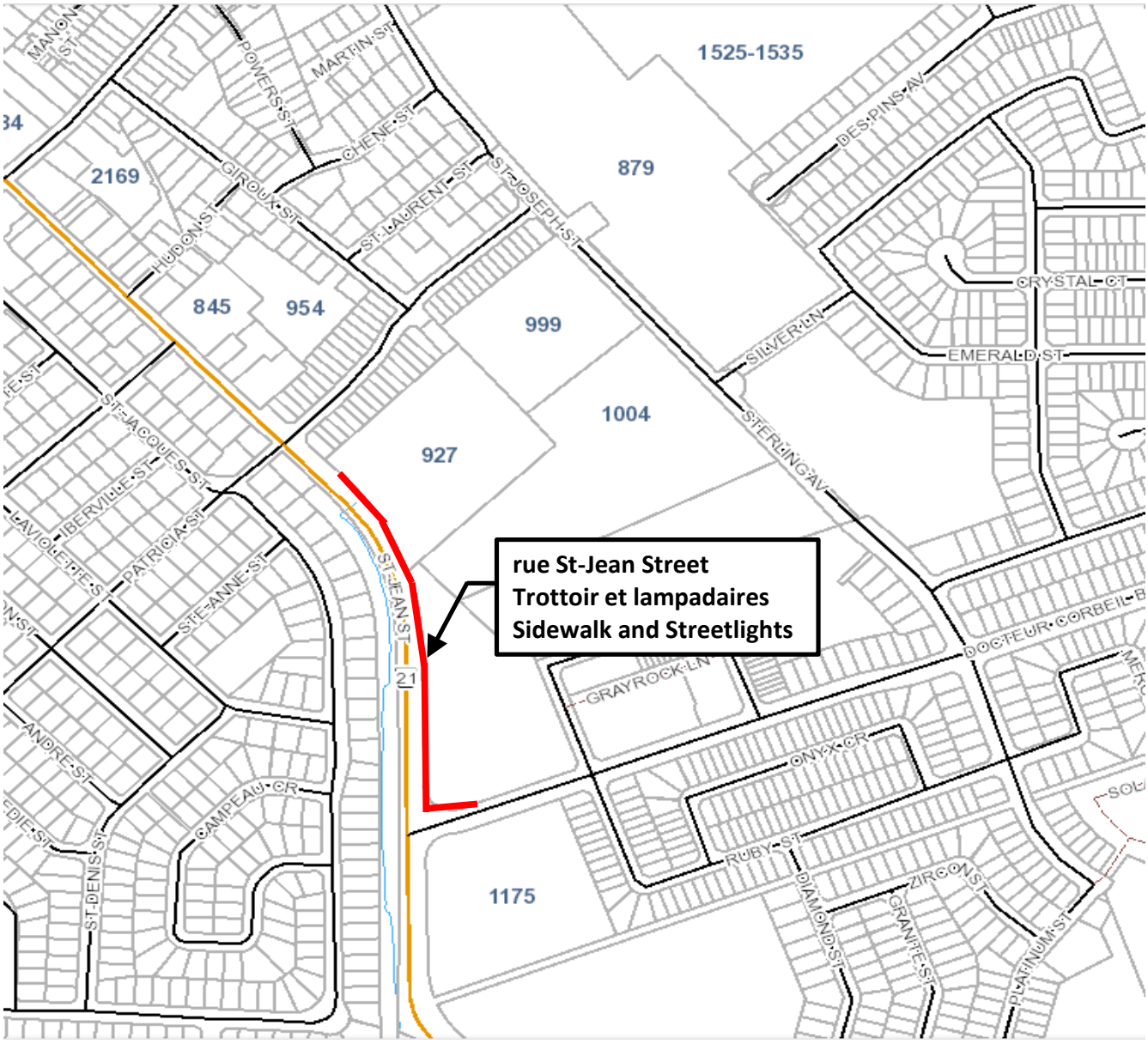

Cité de / City of Clarence-Rockland
2018 Budget 2018
Fiche Détaillée Capital Budget Project Detail Sheet

Department	Infrastructure et urbanisme/ Infrastructure and Planning
Nom du projet	Étude pour couloir est-ouest
Project name	East-West Corridor Study
Ward	1 & 3

					Début/Start	January
					Fin/ End	December
Expenses	Total	2018	2019	2020	2021	2022
Construction	-					
Consultant	-					
Design	100,000	100,000				
Internal	-					
Total Expenditures	$ 100,000	$ 100,000	$ -	$ -	$ -	$ -
Revenues						
	-					
DC's	80,000	80,000				
Roads reserve	20,000	20,000				
	-					
Total revenues	$ 100,000	$ 100,000	$ -	$ -	$ -	$ -
Net cost or debt	$ -	$ -	$ -	$ -	$ -	$ -

Operating Budget Impact	2018	2019	2020
Costs(Savings)	$ -	$ -	$ -

Objective of Project

Le but principal de ce projet est de compléter l'étude de circulation et le design préliminaire de la rue St-Jean à l'intersection du Village Morris (étape 5 du projet) et la rue St-Jean. Le design préliminaire ainsi que l'étude examineront l'intersection du chemin Poupart et St-Jean afin de déterminer si l'aménagement d'une voie spéciale pour tourner devient nécessaire et identifier la largeur du chemin appropriée pour le chemin Poupart.

The goal of this project is to complete a traffic study/preliminary design for the proposed east-west corridor that will begin on Caron Street and end at a future intersection along County Road 17. At this time, only the portion of the corridor from Caron to the Carmen-Bergeron/County Road 17 will be studied. The preliminary design and study will look at the intersection of Caron and the new corridor, the intersection of St-Jean and the new corridor via a roundabout, the intersection of Poupart/St-Jean, Poupart Road design, Richelieu Street near the Walmart. The design shall determine the proper width of the corridor from County Road 17 to Caron, the requirement for sidewalk or bike lanes, the design of

Asset Management Program

Ce projet ne fait pas partie de l'objectif du plan de travail pour la mise en œuvre de la phase 1 de la gestion des actifs. Cependant, ce projet a été identifié comme une priorité dans l'étude pour redevances d'exploitation.
This project is not identified in Phase 1 of the draft 10 Year Capital Works Plan. However, it is identified as a priority in the Development Charge Study.

Operational Impact

Aucun impact operationel.

No operational impacts.

Cité de / City of Clarence-Rockland
2018 Budget 2018
Fiche Détaillée Capital Budget Project Detail Sheet

Department	Infrastructure et urbanisme/ Infrastructure and Planning		
Nom du projet	Étude pour couloir est-ouest		
Project name	East-West Corridor Study		
Ward	1 & 3	Début/Start	January
		Fin/ End	December

Key Map

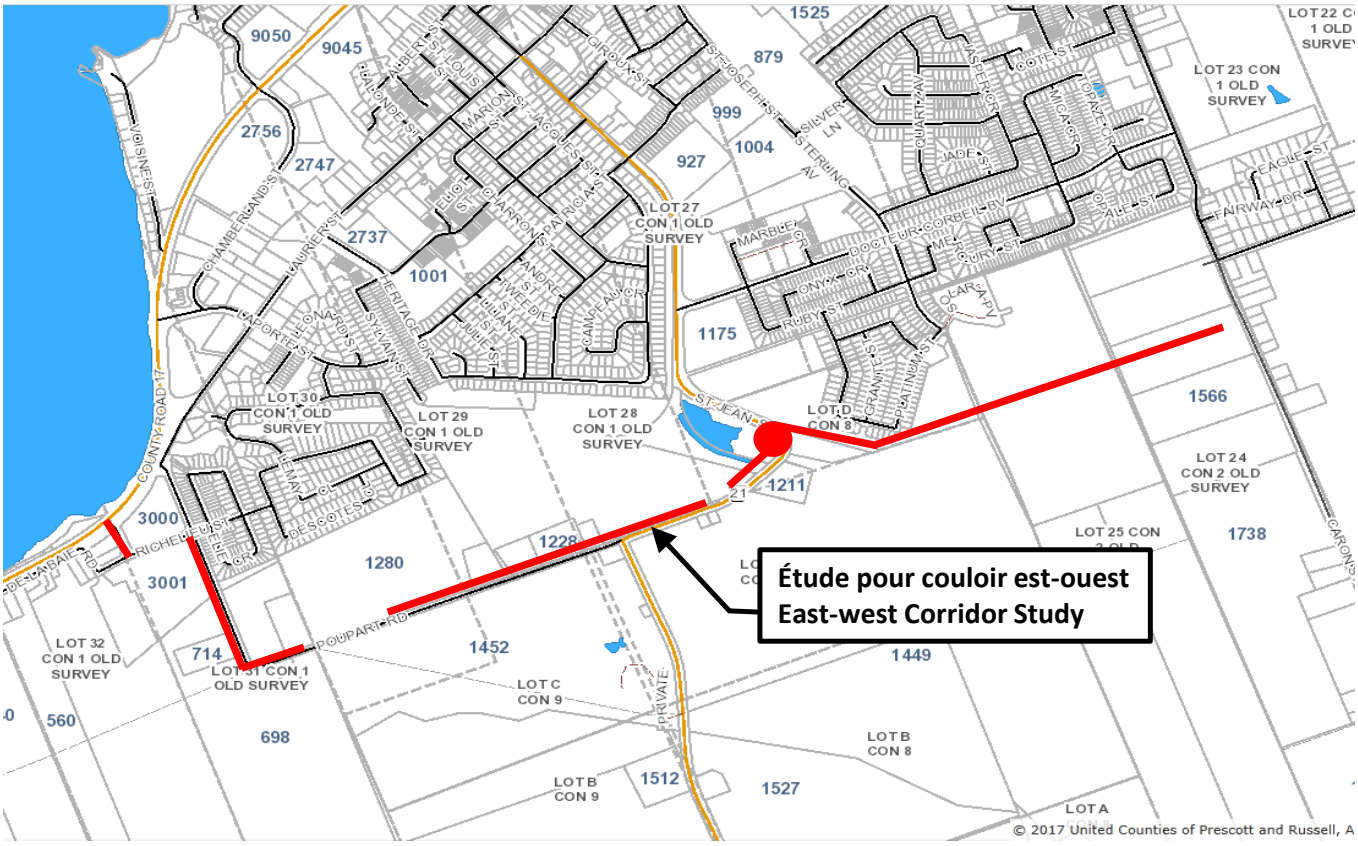

Cité de / City of Clarence-Rockland
2018 Budget 2018
Fiche Détaillée Capital Budget Project Detail Sheet

Department	Infrastructure et urbanisme/ Infrastructure and Planning		
Nom du projet	Lotissement Verdon		
Project name	Verdon Subdivision		
Ward	4	Début / Start	January
		Fin / End	December

Expenses	Total	2018	2019	2020	2021	2022
Construction	341,000	341,000				
Consultant	14,000	14,000				
Design	47,000	47,000				
Internal	-					
Total Expenditires	$ 402,000	$ 402,000	$ -	$ -	$ -	$ -
Revenues						
	-					
Roads reserve	225,000	225,000				
Deposit	177,000	177,000				
	-					
	-					
Total revenues	$ 402,000	$ 402,000		$ -	$ -	$ -
Net cost or debt	$ -	$ -		$ -	$ -	$ -

Operating Budget Impact	2018	2019	2020	
Costs(Savings)	$ -	$ -	$ -	$ -

Objective of Project

L'objectif de ce projet est de compléter les travaux d'asphalte et des installations de gestion des eaux pluviales dans la subdivision Verdon, comme mentionne dans le rapport INF2017-068.

The objective of this project is to complete and repair the outstanding issues to the asphalt and the storm water management facility pond in the Verdon Subdivision, as per indentified in the report INF2017-068.

Asset Management Program

N/A

Operational Impact

Dû aux questions non résolus de ce projet, les infrastructures de cette subdivision n'ont pas encore été transférées à la Cité. Si les corrections ne sont pas apportées avant le transfert, la Cité devra assumer des coûts d'opération significatifs.

The City has not yet assumed the infrastructures in this subdivision because of the outstanding issues. If the corrections are not made, once the subdivision is transferred to the City, the City will bare significant operational costs.

Cité de / City of Clarence-Rockland
2018 Budget 2018
Fiche Détaillée Capital Budget Project Detail Sheet

Department	Infrastructure et urbanisme/ Infrastructure and Planning		
Nom du projet	Lotissement Verdon		
Project name	Verdon Subdivision		
Ward	4	Début / Start	January
		Fin / End	December

Key Map

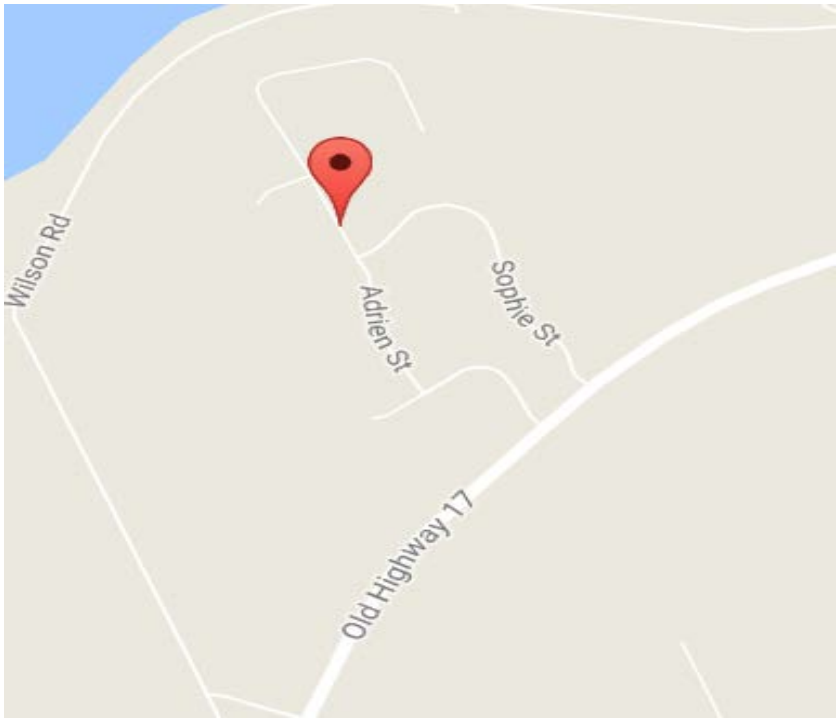

Cité de / City of Clarence-Rockland
2018 Budget 2018
Fiche Détaillée Capital Budget Project Detail Sheet

Department	Infrastructure et urbanisme/ Infrastructure and Planning		
Nom du projet	Achat d'un camion 5 tonnes à essieux simple 2017-2018		
Project name	2018 - 5 Ton Single Axle Truck		
Ward	All	Début / Start	January
		Fin / End	July

Expenses	Total	2018	2019	2020	2021	2022
Construction	320,000	320,000				
Consultant	-					
Design	-					
Internal	-					
Total Expenditires	$ 320,000	$ 320,000	$ -	$ -	$ -	$ -
Revenues						
	-					
	-					
	-					
	-					
Total revenues	$ -	$ -	$ -	$ -	$ -	$ -
Net cost or debt	$ 320,000	$ 320,000	$ -	$ -	$ -	$ -

Operating Budget Impact	2018	2019	2020
Costs(Savings)	$ -	$ -	$ -

Objective of Project

L'objectif de ce projet est de remplacer un camion trois (3) tonnes de 10 ans (2007) par un camion neuf 5 tonnes à essieux simple 2017-2018 équipé d'un chasse-neige et d'une décharge arrière. Ce remplacement de camion a été prévu en 2017. Dû a des contraintes budgétaires, il a été recommandé de repousser cet achat à l'année 2018.
The objective of this project is to replace a 10 year old 3 ton truck and purchase a new 5 ton truck with snow plow with rear discharge. This replacement was scheduled in 2017. Due to budget constraint it was recommended by staff to delay the purchase to 2018.

Asset Management Program

Cet achat était prévu au budget 2017 comme convenu par le programme de remplacement de la flotte.
This purchase was scheduled in 2017 as per our fleet replacement program.

Operational Impact

Le remplacement du camion 3 tonnes réduira grandement les couts de réparation de la flotte et diminuera grandement l'attente pour la réception de pièces puisque ce modèle de camion n'est maintenant plus disponible. Nous serons également plus efficaces lors des sorties de déneigement puisque le nouveau modèle de camion 5 tonnes a une plus grande capacité de chargement pour le sel déglaçant. Il est également connu que la consommation d'essence est réduite avec un nouveau véhicule.
Replacing the current 3 Ton truck and purchasing a new 5 Ton truck will help to reduce the repair budget of the fleet. It will also significantly reduce the down time of getting parts because this model is no longer available. We will also be more efficiant in our snow run as the truck wil be capable of hauling a bigger volume of salt. These new trucks are also more efficiant in fuel consumption.

Cité de / City of Clarence-Rockland
2018 Budget 2018
Fiche Détaillée Capital Budget Project Detail Sheet

Department	Infrastructure et urbanisme/ Infrastructure and Planning		
Nom du projet	Achat d'un camion 5 tonnes à essieux simple 2017-2018		
Project name	2018 - 5 Ton Single Axle Truck		
Ward	All	Début / Start	January
		Fin / End	July

Cité de / City of Clarence-Rockland
2018 Budget 2018
Fiche Détaillée Capital Budget Project Detail Sheet

Department	Infrastructure et urbanisme/ Infrastructure and Planning
Nom du projet	Achat d'un camion 1 tonne avec benne de déversement 2017-2018
Project name	2006 - 1 Ton Truck with Dump Box
Ward	All
	Début / Start: February
	Fin / End: April

Expenses	Total	2018	2019	2020	2021	2022
Construction	65,000	65,000				
Consultant	-					
Design	-					
Internal	-					
Total Expenditires	$ 65,000	$ 65,000	$ -	$ -	$ -	$ -
Revenues						
	-					
Fleet reserve	65,000	65,000				
	-					
	-					
Total revenues	$ 65,000	$ 65,000	$ -	$ -	$ -	$ -
Net cost or debt	$ -	$ -	$ -	$ -	$ -	$ -

Operating Budget Impact	2018	2019	2020
Costs(Savings)	$ -	$ -	$ -

Objective of Project

L'objectif de ce projet est de remplacer un camion une (1) tonne de 11 ans (2006) par un camion neuf une (1) tonne 2017-2018 équipé d'une benne de déversement. Le remplacement de ce camion était prévu en 2018 comme convenu par le programme de remplacement de la flotte.

The objective of this project is to replace a 11 year old 1 Ton truck with dump box to replace the old 2006 truck and dump box. This replacement was scheduled in 2018 as per our fleet replacement program.

Asset Management Program

L'achat de ce camion est conforme avec notre programme de remplacement de la flotte.
This purchase is in line with our fleet replacement program.

Operational Impact

L'acquisition d'un nouveau camion servira à réduire les coûts de réparation et permettra également d'accroître l'efficacité des opérations en ayant un camion fiable. De plus, suite au vandalisme subit ou une quantité de chlorure de calcium a été déversé dans le carburateur, ce camion requiert un entretien particulier avec le plancher, rouille sur le soubassement de carrosserie et les courts circuits électriques.

Replacing the current truck and purchasing a new one will reduce the operational costs of repairs and will increase the efficiency of operations by having a reliable truck. Further to vandalisme where calcium chloride was emptied in the cab, this truck requires high maintenance with the floor, underbody rust and electrical shorts.

Cité de / City of Clarence-Rockland
2018 Budget 2018
Fiche Détaillée Capital Budget Project Detail Sheet

Department	Infrastructure et urbanisme/ Infrastructure and Planning		
Nom du projet	Achat d'un camion 1 tonne avec benne de déversement 2017-2018		
Project name	2006 - 1 Ton Truck with Dump Box		
Ward	All	Début / Start	February
		Fin / End	April

Cité de / City of Clarence-Rockland
2018 Budget 2018
Fiche Détaillée Capital Budget Project Detail Sheet

Department	Services communautaires / Community Services
Nom du projet	2007 - F-150
Project name	2007 - F-150
Ward	All
	Début/Start June
	Fin /End September

Expenses	Total	2018	2019	2020	2021	2022
Construction	$ 45,000	45,000				
Consultant	-					
Design						
Internal						
Total Expenditures	$ 45,000	$ 45,000	$ -	$ -	$ -	$ -
Revenues						
	-					
	-					
Fleet reserve	45,000	45,000				
	-					
Total revenues	$ 45,000	$ 45,000	$ -	$ -	$ -	$ -
Net cost or debt	$ -	$ -	$ -	$ -	$ -	$ -

Operating Budget Impact	2018	2019	2020
Costs(Savings)	$ -	$ -	$ -

Objective of Project

Le Ford F-150 a maintenant 10 ans et environ 210 000 km. Le camion a dû être remorqué 3 fois l'été dernier dû à des problèmes de moteur. L'état du camion est précaire.

The Ford F-150 is now 10 years old and about 210 000 km. The truck had to be towed 3 times last summer due to engine problems. The condition of the truck is precarious.

Asset Management Program

Selon les standards de l'industrie un véhicule de type "Camionnette" devrait être remplacé à tous les 7 ans ou lorsqu'il atteint 200 000 km. Le véhicule a atteint et dépassé ces deux marques.

According to the standards of the industry a vehicle type should be replaced every 7 years or when it reaches 200 000 km. The vehicle has reached and surpassed these 2 categories.

Operational Impact

Le changement de véhicule apportera des économies au niveau des pièces et de la main d'œuvre dû au fait qu'un nouveau véhicule nécessite moins de réparation.

The change of the vehicule will result in savings at the level of parts and labour due to the fact that a new vehicle requires less repairs.

Cité de / City of Clarence-Rockland
2018 Budget 2018
Fiche Détaillée Capital Budget Project Detail Sheet

Department	Services communautaires / Community Services
Nom du projet	1992 - John Deere
Project name	1992 - John Deere
Ward	All
	Début/Start June
	Fin /End September

Expenses	Total	2018	2019	2020	2021	2022
Construction	$ 80,000	80,000				
Consultant	-					
Design						
Internal						
Total Expenditures	$ 80,000	$ 80,000	$ -	$ -	$ -	$ -
Revenues						
	-					
	-					
Fleet reserve	80,000	80000				
	-					
Total revenues	$ 80,000	$ 80,000	$ -	$ -	$ -	$ -
Net cost or debt	$ -	$ -	$ -	$ -	$ -	$ -

Operating Budget Impact	2018	2019	2020
Costs(Savings)	$ -	$ -	$ -

Objective of Project

Le tracteur John Deere a maintenant 25 ans (1972). Les besoins opérationnels du Services fait en sorte que nous avons de besoin d'un tracteur de plus haute force afin d'effectuer sécuritairement et efficacement les travaux.

The John Deere tractor is now 25 years old (1972). The operational requirements of the department is that we need a higher capacity tractor to safely and efficiently carry out the work.

Asset Management Program

Selon les standards de l'industrie un tracteur commercial devrait être remplacé à tous les 20 ans. Le véhicule a atteint et dépassé cette marque.

According to the standards of industry a commercial tractor should be replaced every 20 years. The tractor has reached and surpassed these 2 categories.

Operational Impact

L'achat d'un tracteur de plus grande force diminuera le besoin du département d'embauché des contracteurs extérieurs afin de faire les travaux de plus grande envergure.

The purchase of a larger tractor will reduce the need to go and get a contractor to do the larger work.

Cité de / City of Clarence-Rockland
2018 Budget 2018
Fiche Détaillée Capital Budget Project Detail Sheet

Department	Services communautaires / Community Services
Nom du projet	Nouveau - Resurfaceuse de glace extérieur
Project name	New Outdoor Ice resurfacer
Ward	All
	Début/Start June
	Fin /End September

Expenses	Total	2018	2019	2020	2021	2022
Construction	$ 20,000	20,000				
Consultant	-					
Design						
Internal						
Total Expenditures	$ 20,000	$ 20,000	$ -	$ -	$ -	$ -
Revenues						
	-					
	-					
Equipment reserve	20,000	20,000				
	-					
Total revenues	$ 20,000	$ 20,000	$ -	$ -	$ -	$ -
Net cost or debt	$ -	$ -	$ -	$ -	$ -	$ -

Operating Budget Impact	2018	2019	2020
Costs(Savings)	$ -	$ -	$ -

Objective of Project

Avec la température moins clémente des dernières années, le service cherche à améliorer la qualité des surfaces de glace extérieur. L'achat d'une resurfaceuse de glace tirer à l'arrière d'un tracteur nous permettrait d'aider les contracteurs à améliorer considérablement la qualité de la glace.

With the weather that is not too cooperative for the past years, the department is looking to improve the quality of the outdoor ice surfaces. By purchasing an ice resurfacer in the back of a tractor would allow us to help the contractor improve dramatically the quality of the ice.

Asset Management Program

Operational Impact

Cité de / City of Clarence-Rockland
2018 Budget 2018
Fiche Détaillée Capital Budget Project Detail Sheet

Department	Services communautaires / Community Services		
Nom du projet	Nouveau - Resurfaceuse de glace extérieur		
Project name	New Outdoor Ice resurfacer		
Ward	All	Début/Start	June
		Fin /End	September

Cité de / City of Clarence-Rockland
2018 Budget 2018
Fiche Détaillée Capital Budget Project Detail Sheet

Department	Infrastructure et urbanisme/ Infrastructure and Planning
Nom du projet	Ajout d'un véhicule neuf/usagé à la flotte du département
Project name	Add new/used vehicule to department fleet
Ward	All

					Début / Start	February
					Fin / End	April
Expenses	Total	2018	2019	2020	2021	2022
Construction	30,000	30,000				
Consultant	-					
Design	-					
Internal	-					
Total Expenditires	$ 30,000	$ 30,000	$ -	$ -	$ -	$ -
Revenues						
	-					
Planning reserve	30,000	30000				
	-					
	-					
Total revenues	$ 30,000	$ 30,000	$ -	$ -	$ -	$ -
Net cost or debt	$ -	$ -	$ -	$ -	$ -	$ -

Operating Budget Impact	2018	2019	2020
Costs(Savings)	$ -	$ -	$ -

Objective of Project

L'objectif de ce projet est d'ajouter un véhicule neuf ou usagé à la flotte de véhicules pour le secteur d'infrastructure et urbanisme. Présentement, le département possède trois (3) véhicules pour un total de dix (10) employés à temps plein. Depuis les dix (10) dernières années, le département a eu recours à la location de camion pour les périodes d'achalandage pour un coût d'environ 5,000$/année.

The objective of this project is to add a new / used vehicle to the fleet for the Department of Infrastructure and Planning. Currently the Department has 3 vehicles available for 10 employees the majority of which are on site fulltime. In the past 10 years the Department has resorted to renting a truck during the summer months at an avarange cost of $5,000 to overcome the shortfall.

Asset Management Program

L'achat de ce camion n'est pas conforme avec notre programme de remplacement de la flotte puisqu'il s'agit d'acquérir un camion additionnel.

This vehicle is not currently in the fleet replacement program because it is an addition to fleet.

Operational Impact

L'ajout d'un camion à notre flotte réduira les coûts de réparation. Suite au manque de véhicule, le département a dû se fier à deux vieux véhicules que nous aurions été censé se débarrasser en 2016. De plus, l'ajout de ce véhicule permettra d'accroître l'efficacité des opérations et ainsi diminuer les délais d'inspection.

Adding a new truck to the fleet will reduce the operational costs of repairs. Due to the lack of available vehicles the Department has had to rely on two old vehicles that should have been disposed in 2016. Additionally this will increase the efficiency of daily operations because staff down time will be reduced and inspection response time s will be improved.

Cité de / City of Clarence-Rockland
2018 Budget 2018
Fiche Détaillée Capital Budget Project Detail Sheet

Department	Infrastructure et urbanisme/ Infrastructure and Planning		
Nom du projet	Ajout d'un véhicule neuf/usagé à la flotte du département		
Project name	Add new/used vehicule to department fleet		
Ward	All	Début / Start	February
		Fin / End	April

Cité de / City of Clarence-Rockland
2018 Budget 2018
Fiche Détaillée Capital Budget Project Detail Sheet

Department	Wastewater
Nom du projet	Construction d'un nouveau bâtiment sur le poste de pompage d'égouts # 3
Project name	Construction of a building on top of Sanitary Sewage Pumping Station # 3
Ward	2 & 1
Début / Start	June
Fin /End	December

Expenses	Total	2018	2019	2020	2021	2022
Construction	20,000	20,000				
Consultant	-					
Design	-					
Internal	-					
Total Expenditures	$ 20,000	$ 20,000	$ -	$ -	$ -	$ -
Revenues						
	-					
Sewers reserves	20,000	20,000				
	-					
	-					
Total revenues	$ 20,000	$ 20,000	$ -	$ -	$ -	$ -
Net cost or debt	$ -	$ -	$ -	$ -	$ -	$ -

Operating Budget Impact	2018	2019	2020
Costs(Savings)	$ -	$ -	$ -

Objective of Project

Ce projet comprend l'installation d'un bâtiment pour le poste de pompage d'égout #3, tel qu'indiqué dans le rapport INFRA 2017-008 présenté au conseil. Les prix obtenus ont dépassés le budget approuvé par le departement alors n'étions pas en mesure de poursuivre ce projet. Ce projet a été initié en 2017 avec un budget de 50 000$ et à date, aucun montant a été dépensé, reste un total de 50 000$ pour le project en progression.

This project is for the installation of a building on top of sanitary sewage pumping station #3 as noted in report to Council INFRA 2017-008. The actual quoted costs exceeded the approved budget estimate and were not able to proceed with the project. This project was iniated in 2017 with a total budget of $50,000 with no amount spent to date, there is a remaining budget of $50,00 for Works in progress (WIP).

Asset Management Program

Ce projet est en lien avec l'objectif du plan de travail pour la mise en œuvre de la phase 1 de la gestion des actifs du plan de 10 ans des projets capitaux.

This project is identified in phase 1 of the 10 year capital works draft plan.

Operational Impact

L'installation d'un bâtiment sur le poste de pompage d'égout #3 réduira de façon significative les variations climatiques. Ces variances ont été identifiées comme étant la cause de la défaillances des pompes. Ce bâtiment devrait prolonger la durée de vie de l'équipement.

The installation of a building on top of this pumping station his will greatly reduce temperature variances, exposure to the elements, which were identified as the cause of the pump failures. This should significantly extend the life expectancy of the electrical components and mechanical equipment.

Cité de / City of Clarence-Rockland
2018 Budget 2018
Fiche Détaillée Capital Budget Project Detail Sheet

Department	Wastewater		
Nom du projet	Construction d'un nouveau bâtiment sur le poste de pompage d'égouts # 3		
Project name	Construction of a building on top of Sanitary Sewage Pumping Station # 3		
Ward	2 & 1	Début / Start	June
		Fin /End	December

Key Map

Cité de / City of Clarence-Rockland
2018 Budget 2018
Fiche Détaillée Capital Budget Project Detail Sheet

Department	Wastewater		
Nom du projet	Poste de pompage d'égout # 2 - étude		
Project name	Sanitary sewage pumping station 2 - study		
Ward	1, 2 & 4	Début / Start	May
		Fin /End	December

Expenses	Total	2018	2019	2020	2021	2022
Construction	800,000	100,000	700,000			
Consultant	-					
Design	-					
Internal	-					
Total Expenditures	$ 800,000	$ 100,000	$ 700,000	$ -	$ -	$ -
Revenues						
	-					
Sewers reserves	100,000	100,000				
	-					
	-					
Total revenues	$ 100,000	$ 100,000	$ -	$ -	$ -	$ -
Net cost or debt	$ 700,000	$ -	$ 700,000	$ -	$ -	$ -

Operating Budget Impact	2018	2019	2020
Costs(Savings)	$ -	$ -	$ -

Objective of Project

La première étape est d'employer les services professionnelles requis pour définir, élaborer, et planifier la mise en œuvre ainsi que les coûts nécessaires. Ces informations seront indispensable pour la préparation du budget de 2019. Le poste de pompage d'égouts #2 devrait être améliorée pour la croissance éventuelle et pour réduire le risque de débordements. Aucunes mises à jour ont eu lieu depuis 2005 et sont cependant encore nécessaires.

The first part of this project is to retain a professional to identify the scope of work, budget, implementation time frame. It will provide updated project costs for the 2019 budget. Pumping Station No.2 should be upgraded to accommodate future growth and reduce the risk of overflows. No upgrades to the system have occurred since 2005, however they are still required.

Asset Management Program

Ce projet est en lien avec l'objectif du plan de travail pour la mise en œuvre de la phase 1 de la gestion des actifs du plan de 10 ans des projets capitaux.

This project is in line with the objectives of the asset management program and is identified in Phase 1 of the draft 10 Year Capital Works

Operational Impact

Par suite de la crue des eaux, et des inondations de 2017, le poste de pompage #2 voit des débits excessivement élevés pendant cette période. Une surveillance accrue a dû être consacré afin de s'assurer qu'aucun déversement d'égout ne se produisent. L'étude cernera la capacité dû à la croissance éventuelle et intempéries saisoniers.

This pumping station experiences extremely high flows during spring thaw and was impacted during the spring 2017 flood event. Extra time was required to monitor and ensure this station did not overflow. The study will address its current capacity in relation to growth and flood related flows.

Cité de / City of Clarence-Rockland
2018 Budget 2018
Fiche Détaillée Capital Budget Project Detail Sheet

Department	Wastewater		
Nom du projet	Poste de pompage d'égout # 2 - étude		
Project name	Sanitary sewage pumping station 2 - study		
Ward	1, 2 & 4	Début / Start	May
		Fin /End	December

Key Map

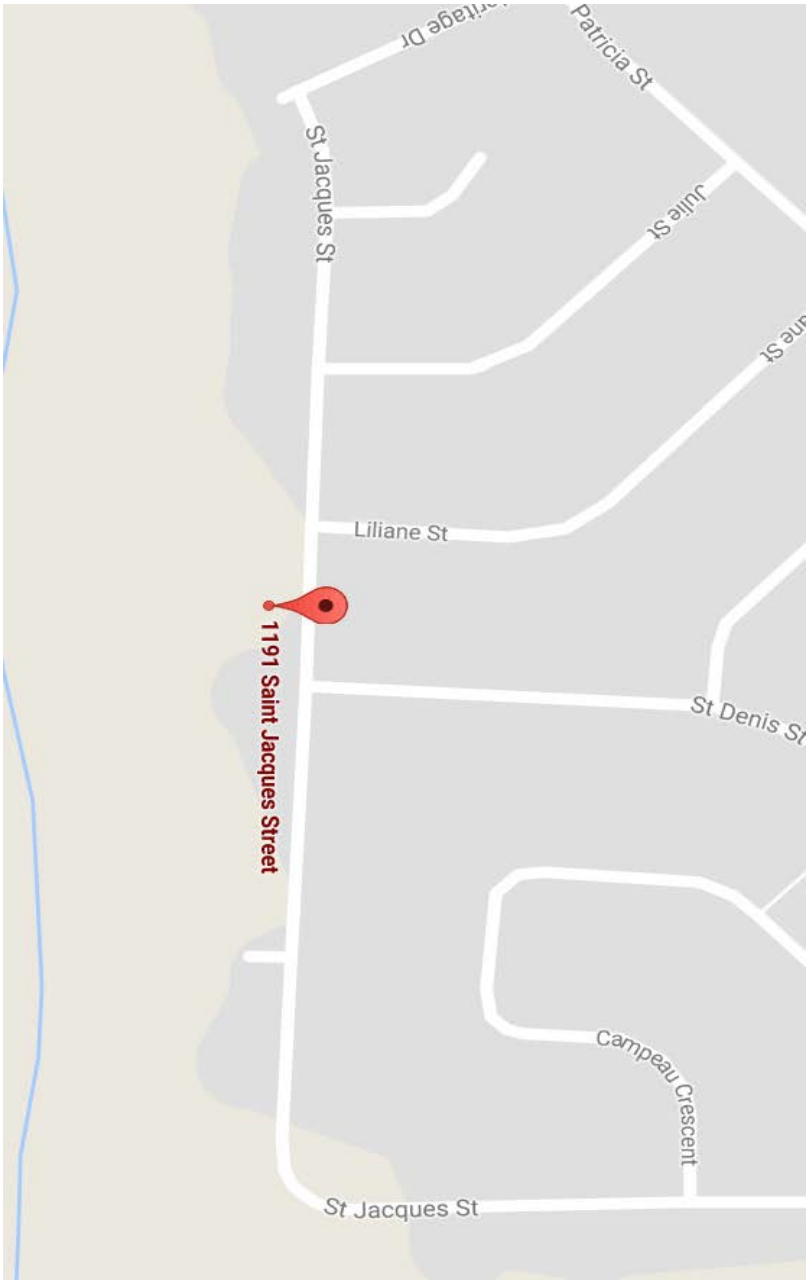

Cité de / City of Clarence-Rockland
2018 Budget 2018
Fiche Détaillée Capital Budget Project Detail Sheet

Department	Wastewater		
Nom du projet	Infiltration et captage - Bassin de drainage d'égout # 2		
Project name	Inflow & Infiltration - Sanitary Sewage bassin # 2		
Ward	1, 2 & 4	Début / Start	May
		Fin /End	2019

Expenses	Total	2018	2019	2020	2021	2022
Construction	600,000	300,000	300,000			
Consultant	-					
Design	-					
Internal	-					
Total Expenditures	$ 600,000	$ 300,000	$ 300,000	$ -	$ -	$ -
Revenues						
	-					
Sewers reserves	600,000	300,000	300,000			
	-					
	-					
Total revenues	$ 600,000	$ 300,000	$ 300,000	$ -	$ -	$ -
Net cost or debt	$ -	$ -	$ -	$ -	$ -	$ -

Operating Budget Impact	2018	2019	2020
Costs(Savings)	$ -	$ -	$ -

Objective of Project

Ce projet a pour but de contrôler et réduire l'écoulement et l'infiltration; obtenir des ensembles de données pertinentes dans une approche échelonnées. La première étape sera d'enquêter et idenfier, par moyen d'un système de télévison à circuit fermé (TVCF) les enjeux, mesures de débits et réparations immédiates à être effectuées. La deuxième étape sera pour mieux identifier la porté des réparations et réhabilitations des infrastructures. Avec les systèmes vieillissants d'égouts, jumelée à un taux de population croissant, il est recommandé que les écoulements et infiltrations soient traité. Écoulement: entré d'eau dans le réseau d'égout sanitaires des connexions inadéquates au réseau d'égout sanitaire
Infiltration: Processus de pénétration d'une eau souterraine dans une canalisation ou un égout à travers des fissures ou des joints défectueux.

The purpose of this project is to investigate Inflow & Infiltration with a phased approach. The first phase should be to investigate where the issues are using closed circuit television (CCTV), flow monitoring and immediate emergency repairs. The second phase should be remediation/rehabilitation (repair of manholes, replace/reline pipes, etc.). The scope of rehabilitation would be better defined following the investigation phase. With an increasing population in the City and an aging sanitary sewer system, it is recommended that infiltration issues be addressed.
Inflow occurs when water enters the sanitary sewers from inappropriate connections.
Infiltration occurs when groundwater enters the sanitary sewer system through cracks and/or leaks in the sanitary sewer pipes or manholes.

Cité de / City of Clarence-Rockland
2018 Budget 2018
Fiche Détaillée Capital Budget Project Detail Sheet

Department	Wastewater		
Nom du projet	Infiltration et captage - Bassin de drainage d'égout # 2		
Project name	Inflow & Infiltration - Sanitary Sewage bassin # 2		
Ward	1, 2 & 4	Début / Start	May
		Fin /End	2019

Asset Management Program

Ce projet est en lien avec l'objectif du plan de travail pour la mise en œuvre de la phase 1 de la gestion des actifs du plan de 10 ans des projets capitaux.

This project is in line with the objectives of the asset management program and is identified in Phase 1 of the draft 10 Year Capital Works Plan.

Operational Impact

La réduction d'écoulement et infiltration améliorera la fiabilité et la performance du poste de pompage #2, particulièrement durant les saisons d'inondations et dégel du printemps.

Reducing inflow and infiltration will improve the performance of pumping station #2, especially during spring thaw and flooding events. During the spring 2017 flood event, rented pumper trucks were hired to reduce volume at this pumping station.

Key Map

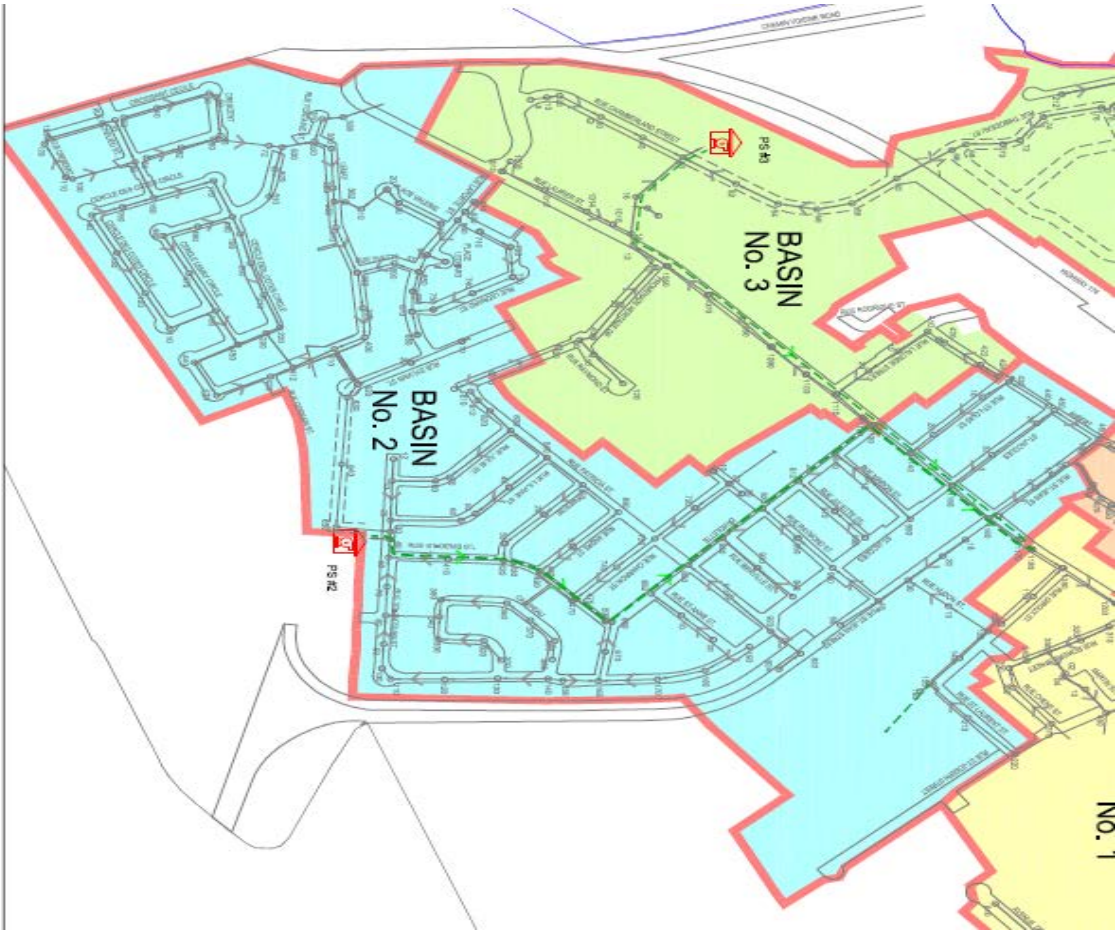

Cité de / City of Clarence-Rockland
2018 Budget 2018
Fiche Détaillée Capital Budget Project Detail Sheet

Department	Infrastructure et urbanisme/ Infrastructure and Planning		
Nom du projet	Rue Edwards (aqueduc)		
Project name	Edwards Street (watermain)		
Ward	2	Début/Start	April
		Fin/ End	October

Expenses	Total	2018	2019	2020	2021	2022
Construction	250,000	250,000				
Consultant	-					
Design	-					
Internal	-					
Total Expenditures	$ 250,000	$ 250,000	$ -	$ -	$ -	$ -
Revenues						
	-					
Water reserve	250,000	250,000				
	-					
	-					
Total revenues	$ 250,000	$ 250,000	$ -	$ -	$ -	$ -
Net cost or debt	$ -	$ -	$ -	$ -	$ -	$ -

Operating Budget Impact	2018	2019	2020
Costs(Savings)	$ -	$ -	$ -

Objective of Project

L'objectif de ce projet est de remplacer 200 mètres d'aqueduc sur la rue Edwards entre la route 17 et le chemin Albert. Comprend également le repavage et la pulverisation de la rue Edwards entre la route 17 et la rue Laurier comme il est expliqué dans la fiche détaillée du projet: Rue Edwards - Pavage. Une étude technique et géotechnique ainsi que la construction sera réalisée en 2018.

The objective of the project is to replace 200 meter of watermain on Edwards Street from County Road 17 to Albert Street. It also includes to pulverize and pave Edwards Street from County Road 17 to Laurier Street as detailled in the Project Detail Sheet: Edwards Street - Paving. Engineering, geotechnical investigations and construction will be done in 2018.

Asset Management Program

Ce projet est en lien avec l'objectif du plan de travail pour la mise en œuvre de la phase 1 de la gestion des actifs du plan de 10 ans des projets capitaux.

This project is in line with the objectives of the asset management program and is identified in Phase 1 of the draft 10 Year Capital Works Plan.

Operational Impact

Ce projet aura un impact significatif sur les opérations. Cette section du réseau d'aqueduc brise fréquemment et en faire la réparation réduira grandement le coût des opérations. De plus, il eliminera la réparation de la route et le remplissage d'asphalte froid.

This project will have a significant impact on operations. The existing section of watermain breaks frequently, replacing it will reduce the operational cost associated with fixing the watermain. As well as road reinstatement and cold patch application.

Cité de / City of Clarence-Rockland
2018 Budget 2018
Fiche Détaillée Capital Budget Project Detail Sheet

Department	Infrastructure et urbanisme/ Infrastructure and Planning		
Nom du projet	Rue Edwards (aqueduc)		
Project name	Edwards Street (watermain)		
Ward	2	Début/Start	April
		Fin/ End	October

Key Map

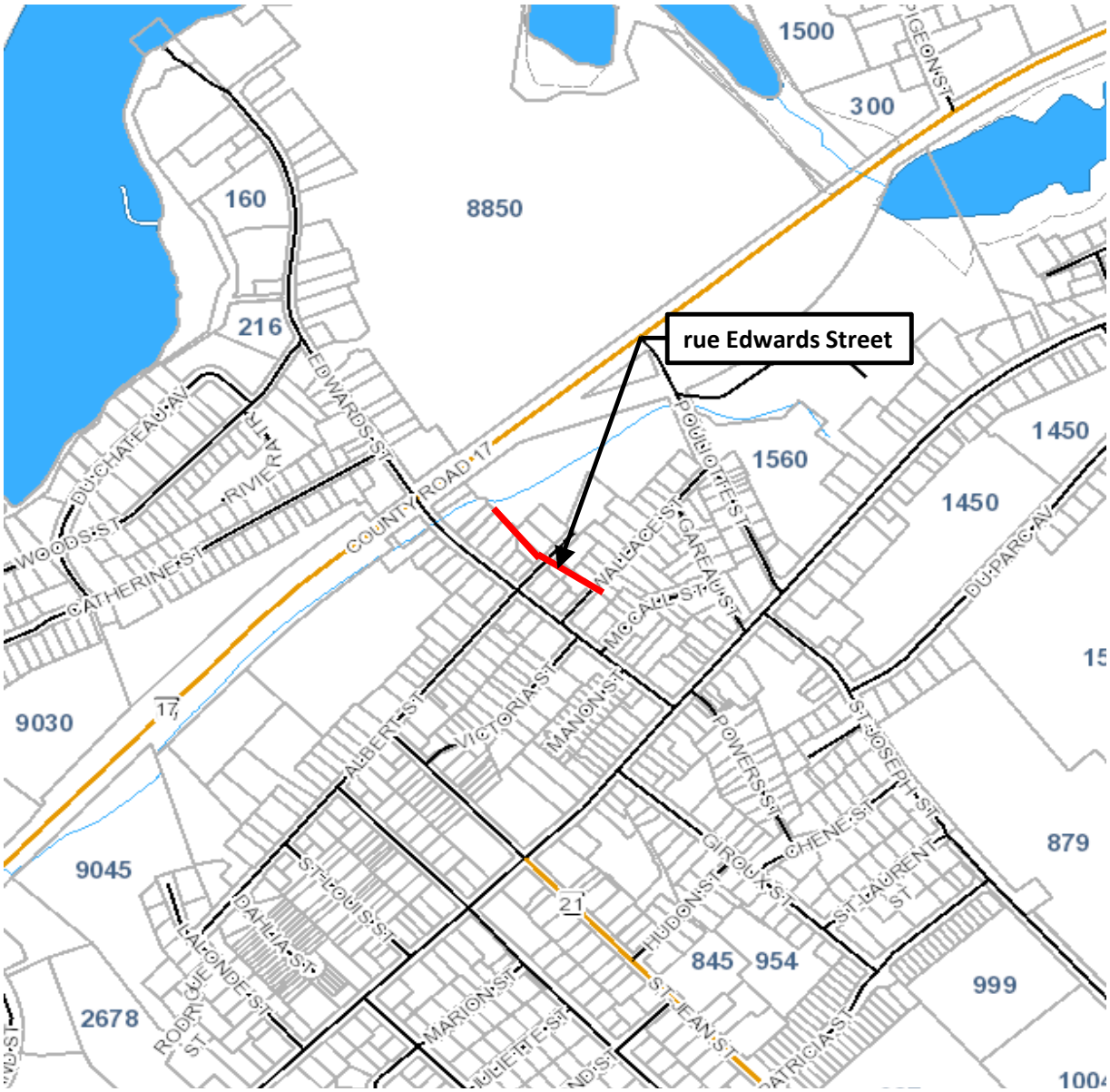

Cité de / City of Clarence-Rockland
2018 Budget 2018
Fiche Détaillée Capital Budget Project Detail Sheet

Department	Infrastructure et urbanisme/ Infrastructure and Planning					
Nom du projet	Rue Laurier (aqueduc)					
Project name	Laurier Sreet (watermain)					
	1, 2, 3 & 4				Début/Start	May
					Fin/ End	November
Expenses	Total	2018	2019	2020	2021	2022
Construction	412,000	50,000	362,000			
Consultant	-					
Design	-					
Internal	-					
Total Expenditures	$ 412,000	$ 50,000	$ 362,000	$ -	$ -	$ -
Revenues						
	-					
Water reserve	412,000	50,000	362,000			
	-					
	-					
Total revenues	$ 412,000	$ 50,000	$ 362,000	$ -	$ -	$ -
Net cost or debt	$ -	$ -	$ -	$ -	$ -	$ -

Operating Budget Impact	2018	2019	2020
Costs(Savings)	$ -	$ -	$ -

Objective of Project

L'objectif de ce projet est de procéder a la réhabilitation d'environ 700 mètres d'aqueduc sur la rue Laurier entre les chemins Giroux et Simoneau. Comprend également le repavage et le planage de la rue Laurier entre les rues Poupart et la montée Outaouais comme il est expliqué dans la fiche détaillée du projet: Rue Laurier - Pavage (phase 1). Une étude technique et géotechnique sera réalisée en 2018 et la construction se fera en 2019.

The objective of the project is to reline approximately 700m of watermain on Laurier Street between Giroux Street and Simoneau Street. It is also included to mill and pave Laurier Street from Poupart Road to Montée Outaouais as detailled in the Project Detail Sheet: Laurier Street - Paving (phase 1). Engineering and geotechnical investigations will be done in 2018 while construction will be done in 2019.

Asset Management Program

Ce projet est en lien avec l'objectif du plan de travail pour la mise en œuvre de la phase 1 de la gestion des actifs du plan de 10 ans des projets capitaux.

This project is in line with the objectives of the asset management program and is identified in Phase 1 of the draft 10 Year Capital Works Plan.

Operational Impact

Le repavage de la rue Laurier aura un impact modéré sur les opérations. Il réduira les erreurs de fréquence des capteurs de piéton et/ou véhicule au coin des rues Laporte et St-Joseph. De plus, il améliorera le système hydraulique à eau et réduira les risques de bris.

Repaving Laurier St. will have a moderate impact on operational. Reduce the frenquency of faillure to traffic signal loops at Laport St. and St-Joseph Street. The watermain relining will improve water hydraulics and reduce the risk of breaks.

Cité de / City of Clarence-Rockland
2018 Budget 2018
Fiche Détaillée Capital Budget Project Detail Sheet

Department	Infrastructure et urbanisme/ Infrastructure and Planning		
Nom du projet	Rue Laurier (aqueduc)		
Project name	Laurier Sreet (watermain)		
	1, 2, 3 & 4	Début/Start	May
		Fin/ End	November

Key Map

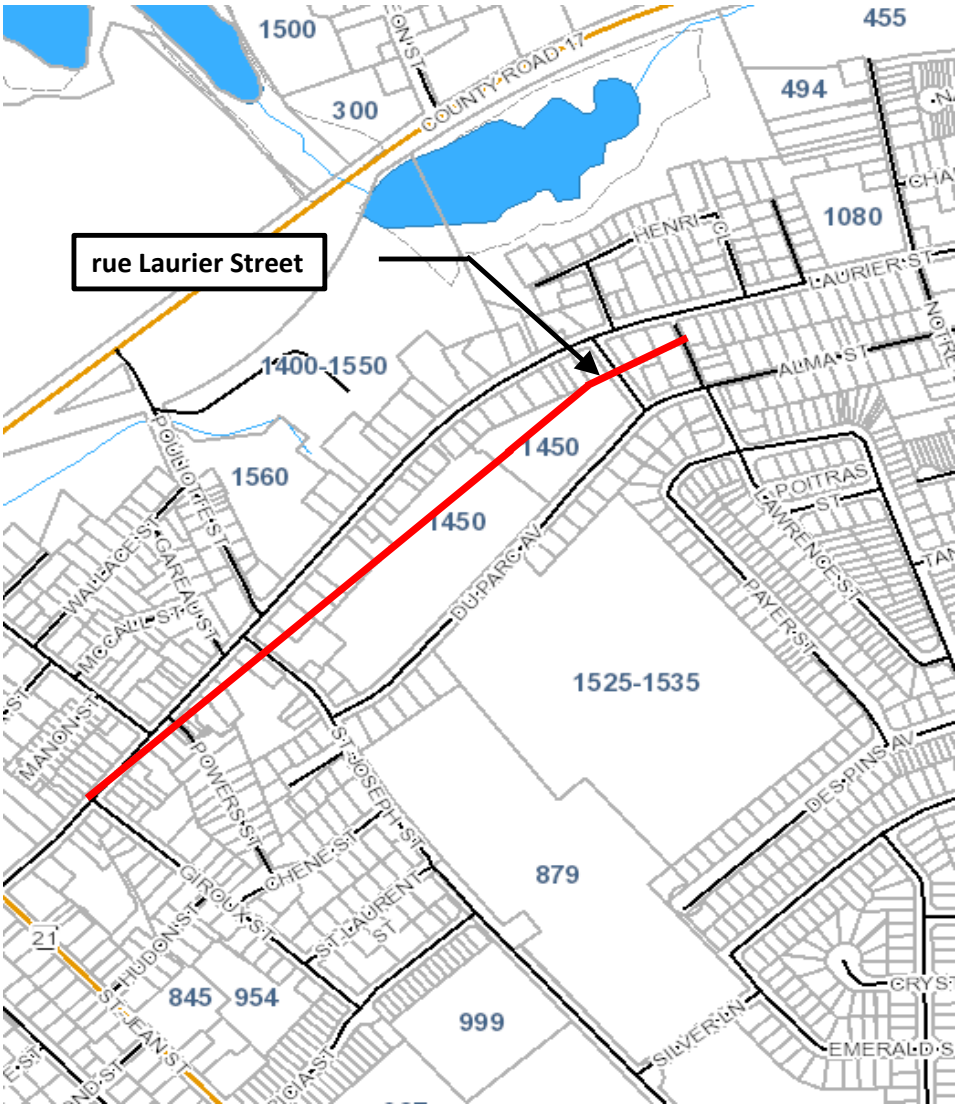

Cité de / City of Clarence-Rockland
2018 Budget 2018
Fiche Détaillée Capital Budget Project Detail Sheet

Department	Infrastructure et urbanisme/ Infrastructure and Planning					
Nom du projet	Rue Gareau (aqueduc)					
Project name	Gareau Street (watermain)					
Ward	2				Début/Start	May
					Fin/ End	November
Expenses	Total	2018	2019	2020	2021	2022
Construction	709,000	71,000	638,000			
Consultant	-					
Design	-					
Internal	-					
Total Expenditures	$ 709,000	$ 71,000	$ 638,000	$ -	$ -	$ -
Revenues						
	-					
Water reserve	709,000	71,000	638,000			
	-					
	-					
Total revenues	$ 709,000	$ 71,000	$ 638,000	$ -	$ -	$ -
Net cost or debt	$ -	$ -	$ -	$ -	$ -	$ -

Operating Budget Impact	2018	2019	2020
Costs(Savings)	$ -	$ -	$ -

Objective of Project

L'objectif de ce projet est de remplacer 200 mètres d'aqueduc sur la rue Gareau, de la rue Laurier à la rue Wallace et de repaver la rue Gareau. Une étude technique et géotechnique sera realise en 2018 et la construction se fera en 2019.

The objective of this project is to replace 200 m of watermain along Gareau St. from Laurier St. to Wallace St. and repave Gareau Street. Engineering and geotechnical investigation will be done in 2018 and construction will be done in 2019.

Asset Management Program

Ce projet est en lien avec l'objectif du plan de travail pour la mise en œuvre de la phase 1 de la gestion des actifs du plan de 10 ans des projets capitaux.

This project is in line with the objectives of the asset management program and is identified in Phase 1 of the draft 10 Year Capital Works Plan.

Operational Impact

Le remplacement de l'aqueduc de la rue Gareau réduira les coûts d'opération pour l'entretien du service d'eau dû aux bris et au gel.

Replacing the watermain along Gareau St. will reduce operational cost due to watermain breaks and frozen water services.

Cité de / City of Clarence-Rockland
2018 Budget 2018
Fiche Détaillée Capital Budget Project Detail Sheet

Department	Infrastructure et urbanisme/ Infrastructure and Planning		
Nom du projet	Rue Gareau (aqueduc)		
Project name	Gareau Street (watermain)		
Ward	2	Début/Start	May
		Fin/ End	November

Key Map

Cité de / City of Clarence-Rockland
2018 Budget 2018
Fiche Détaillée Capital Budget Project Detail Sheet

Department	Infrastructure et urbanisme/ Infrastructure and Planning		
Nom du projet	Rue Pouliotte (aqueduc)		
Project name	Pouliotte Street (watermain)		
Ward	2	Début /Start	May
		Fin/ End	November

Expenses	Total	2018	2019	2020	2021	2022
Construction	1,269,000	127,000	1,142,000			
Consultant	-					
Design	-					
Internal	-					
Total Expenditures	$ 1,269,000	$ 127,000	$ 1,142,000	$ -	$ -	$ -
Revenues						
	-					
Water reserve	1,269,000	127,000	1,142,000			
	-					
	-					
Total revenues	$ 1,269,000	$ 127,000	$ 1,142,000	$ -	$ -	$ -
Net cost or debt	$ -	$ -	$ -	$ -	$ -	$ -

Operating Budget Impact	2018	2019	2020
Costs(Savings)	$ -	$ -	$ -

Objective of Project

L'objectif de ce projet est de remplacer 310 mètres d'aqueduc sur la rue Pouliotte, de la rue Laurier à la rue Rochelandaise, et de repaver la rue Pouliotte. Une étude technique et géotechnique sera realise en 2018 et la construction se fera en 2019.

The objective of this project is to replace 310 meters of watermain along Pouliotte Street, from Laurier to Rochelandaise Ave. and repave Pouliotte St. Engineering and geotechnical investigation will be done in 2018 and construction will be done in 2019.

Asset Management Program

Ce projet est en lien avec l'objectif du plan de travail pour la mise en œuvre de la phase 1 de la gestion des actifs du plan de 10 ans des projets capitaux.

This project is in line with the objectives of the asset management program and is identified in Phase 1 of the draft 10 Year Capital Works Plan.

Operational Impact

Le remplacement de l'aqueduc de la rue Pouliotte réduira les coûts d'opération pour l'entretien du service d'eau dû aux bris et au gel.

Replacing the watermain along Pouliotte St. will reduce operational cost due to watermain breaks and frozen water services.

Cité de / City of Clarence-Rockland
2018 Budget 2018
Fiche Détaillée Capital Budget Project Detail Sheet

Department	Infrastructure et urbanisme/ Infrastructure and Planning		
Nom du projet	Rue Pouliotte (aqueduc)		
Project name	Pouliotte Street (watermain)		
Ward	2	Début /Start	May
		Fin/ End	November

Key Map

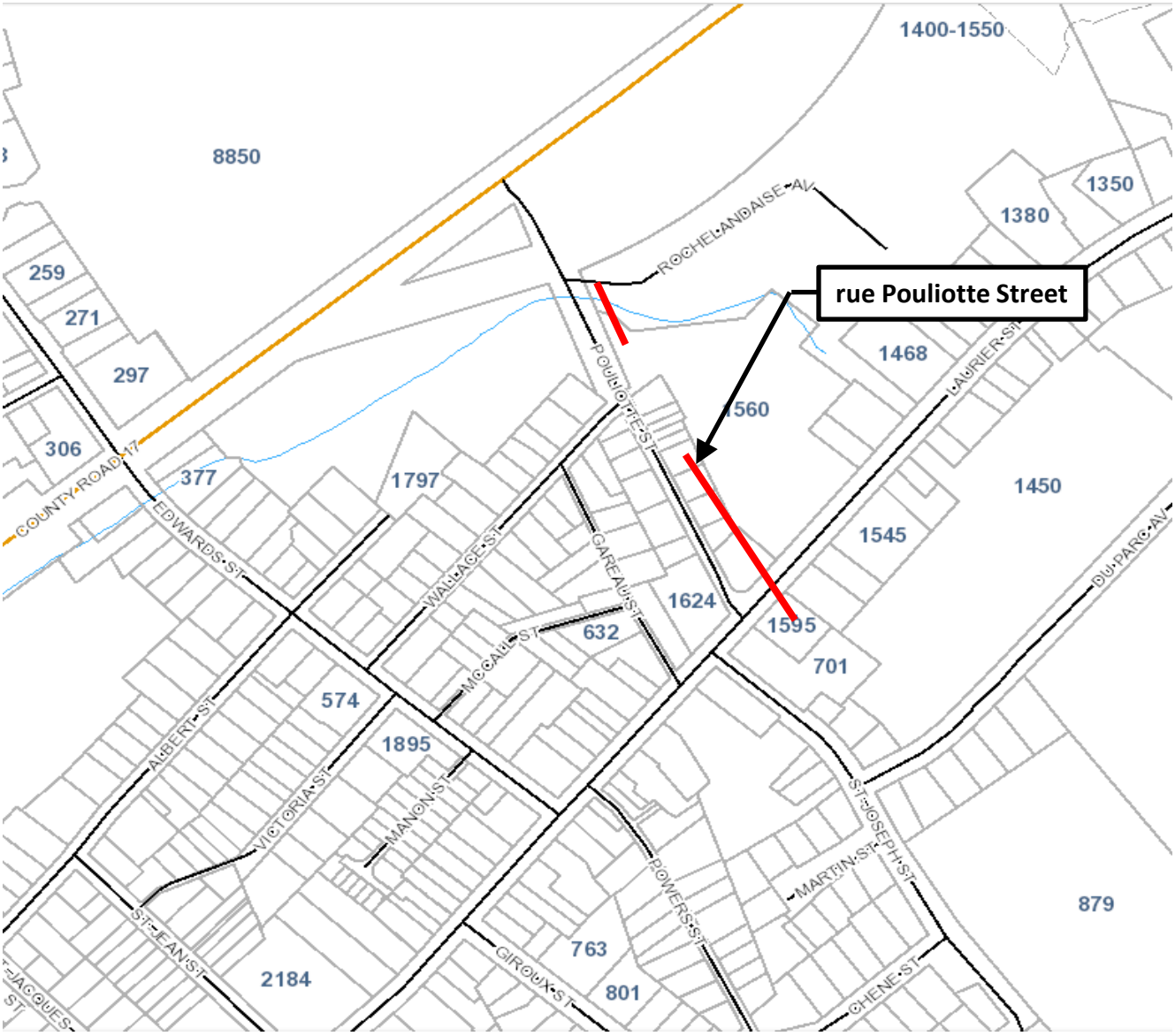

Cité de / City of Clarence-Rockland
2018 Budget 2018
Fiche Détaillée Capital Budget Project Detail Sheet

Department	Waterworks
Nom du projet	Station de surpression de la rue Caron
Project name	Booster station, Caron Street
Ward	5, 6, 7 & 8
Début / Start	October
Fin /End	November

Expenses	Total	2018	2019	2020	2021	2022
Construction	-					
Consultant	25,000	25,000				
Design	-					
Internal	-					
Total Expenditures	$ 25,000	$ 25,000	$ -	$ -	$ -	$ -
Revenues						
	-					
DC's	25,000	25,000				
	-					
	-					
Total revenues	$ 25,000	$ 25,000	$ -	$ -	$ -	$ -
Net cost or debt	$ -	$ -	$ -	$ -	$ -	$ -

Operating Budget Impact	2018	2019	2020
Costs(Savings)	$ -	$ -	$ -

Objective of Project

Pour examiner et analyser la station de surpression d'eau potable, tel qu'identifier lors de l'étude de redevances d'aménagements. Ce projet a pour but de nous fournir une évaluation de la capacité de la station de surpression correspondant à la croissance démographique prévue. Ce projet est sou réserve de l'approbation du projet de partagage d'eau avec la municipalité de La Nation.

This evaluation was identified in the Development Charge Study. It is an evaluation and assessment study of the water booster station for future growth. This evaluation is subject to approval only if the water sharing project with The Nation Municipality does not proceed.

Asset Management Program

Ce projet est en lien avec l'objectif du plan de travail pour la mise en œuvre de la phase 1 de la gestion des actifs du plan de 10 ans des projets capitaux.

This project is in line with the objectives of the asset management program and is not identified in Phase 1 of the draft 10 Year Capital Works Plan.

Operational Impact

Le manque de capacité de la station de surpression risque de freiner la croissance dans le secteur sud de Rockland ainsi que le secteur rural en entier.

The lack of capacity of the booster station will hinder growth in the southern portion of Rockand and the entire rural areas.

Cité de / City of Clarence-Rockland
2018 Budget 2018
Fiche Détaillée Capital Budget Project Detail Sheet

Department	Waterworks		
Nom du projet	Station de surpression de la rue Caron		
Project name	Booster station, Caron Street		
Ward	5, 6, 7 & 8	Début / Start	October
		Fin /End	November

Key Map

Cité de / City of Clarence-Rockland
2018 Budget 2018
Fiche Détaillée Capital Budget Project Detail Sheet

Department	Waterworks
Nom du projet	Usine de traitement de l'eau potable - Efficaticité énergétique
Project name	Rockland Water Treatment Plant - Energy Efficiency Retrofit
Ward	All
Début / Start	March
Fin /End	November

Expenses	Total	2018	2019	2020	2021	2022
Construction	150,000	150,000				
Consultant	-					
Design	-					
Internal	-					
Total Expenditures	$ 150,000	150,000	$ -	$ -	$ -	$ -
Revenues						
	-					
OPA Rebates	21,605	21,605				
Water reserves	128,395	128,395				
	-					
Total revenues	$ 150,000	$ 150,000	$ -	$ -	$ -	$ -
Net cost or debt	$ -	$ -	$ -	$ -	$ -	$ -

Operating Budget Impact	2018	2019	2020
Costs(Savings)	$ -	$ 24,017	$ 24,017

Objective of Project

Le projet consistera d'installer des contrôleurs de moteur évolués (variateurs de fréquence) aux moteurs principaux de l'usine de traitement de l'eau potable. Ceci rectifiera les inefficacités énergétiques de l'usine. De plus, ajoutera des élements de controle pour les pompes et moteurs, qui nous permettera de réduire nos coûts d'électricité.

The project is to add advanced motor controller (Variable Frequency Drive - VFD) to all the major motors at the Rockland water treatment plant. This will fix some of the electrical inefficiencies at the plant while at the same time bringing an added element of speed control for the pumps and motors, thus lowering operating (electrical) costs.

Asset Management Program

Ce projet ne fait pas partie de l'objectif du plan de travail pour la mise en oeuvre de la phase I de la gestion d'actifs du plan de dix (10) ans des projets capitaux mais il est en lien avec le programme de la gestion des actifs.

This project is not identified in the 10 year plan but is in line with principal asset management program.

Cité de / City of Clarence-Rockland
2018 Budget 2018
Fiche Détaillée Capital Budget Project Detail Sheet

Department	Waterworks		
Nom du projet	Usine de traitement de l'eau potable - Efficaticité énergétique		
Project name	Rockland Water Treatment Plant - Energy Efficiency Retrofit		
Ward	All	Début / Start	March
		Fin /End	November

Operational Impact

Avec ce program, nous sommes éligibles pour un appui financier d'environ 21 000$ et prévoyons économiser 24 000$ de nos coûts d'électricité annuellement. L'installation des contrôleurs nous permettrons de varier progressivement la fréquence des moteurs et pompes et une réduction des variations brusque des débit, qui est associé aux bris de tuyaux par le biais de coups de béliers.

This program is eligible for up to $21,000 in rebates and we anticipate a savings of approximately $24,000 per year in electrical costs. Additional benefit of this project will be a reduction in the water hammer effect on the pipes due to the soft ramp up and soft ramp down of the motors during the start and stop sequences that is known to cause water main breaks.

Key Map

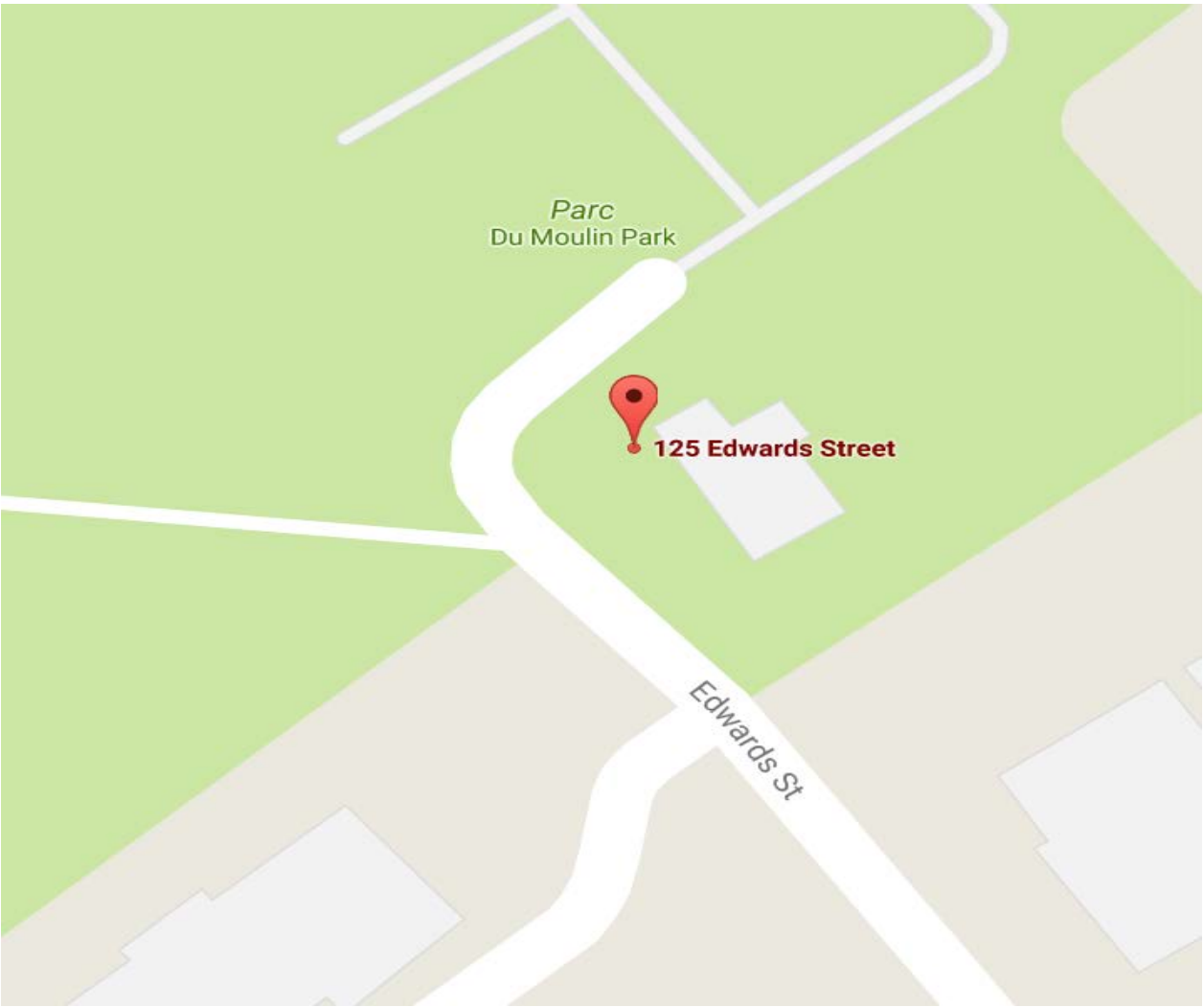

Cité de / City of Clarence-Rockland
2018 Budget 2018
Fiche Détaillée Capital Budget Project Detail Sheet

Department	Waste
Nom du projet	Dépotoir Notre Dame
Project name	Notre Dame landfill
Ward	All
Début / start	January 2019
Fin /End	

Expenses	Total	2018	2019	2020	2021	2022
Construction	525,000	525,000				
Consultant	-					
Design	-					
Internal	-					
Total Expenditures	$ 525,000	$ 525,000	$ -	$ -	$ -	$ -
Revenues						
	-					
Self- sustaining debt	525,000	525,000				
	-					
	-					
Total revenues	$ 525,000	$ 525,000	$ -	$ -	$ -	$ -
Net cost or debt	$ -	$ -	$ -	$ -	$ -	$ -

Operating Budget Impact	2018	2019	2020
Costs(Savings)	$ -	$ -	$ -

Objective of Project

Pour le projet de recouvrement final de l'ancien site d'enfouissement Notre-Dame suite à l'ordonnance d'agent provincial du ministère de l'environnement (#3262-A5NKUY) reçu le 18 février 2016. Le recouvrement des cellules est et ouest de l'ancien site seront couverts avec un sol imperméable pour empêcher l'infiltration d'eaux. Ce projet a été initié en 2016 avec un budget de 458 000$ et à date, 79 314$ a été dépensé, reste un total de 378 686$ pour project en progression.

This project is for the final capping of the old Notre-Dame landfill site following the Order from the Ministry of the Environment (#3262-A5NKUY) received on February 18, 2016. This will see both the East and West cells covered with impervious soils and shaped to shed water. This project was iniated in 2016 with a total budget of $458,000, with $79,314 spent to date, there is a remaining budget of $378,686 for Works in progress (WIP).

Asset Management Program

Ce projet est en lien avec l'objectif du plan de travail pour la mise en œuvre de la phase 1 de la gestion des actifs du plan de 10 ans des projets capitaux.

This project is in line with the objectives of the asset management program and is identified in Phase 1 of the draft 10 Year

Cité de / City of Clarence-Rockland
2018 Budget 2018
Fiche Détaillée Capital Budget Project Detail Sheet

Department	Waste		
Nom du projet	Dépotoir Notre Dame		
Project name	Notre Dame landfill		
Ward	All	Début / start	January
		Fin /End	2019

Operational Impact

Il n'y a aucun impact opérationel en 2018 par contre, il faut prévoir des coûts à partir de 2019 afin de répondre aux exigences du ministère de l'environnement et de l'action en matière de changement climatique pour la surveillance des lixiviats, des eaux souterraines et de surface et des gaz d'enfouissement. Cette surveillance est présentement requise à un coût annuel d'environ 25 000$ par année.

There are no operational impacts in 2018 but we can expect to have some costs associated in 2019 and moving forward to address the ministry's requirement for on-going monitoring. This requirement is currently under review by the ministry and a monitoring program is approximately $25,000 per year.

Key Map

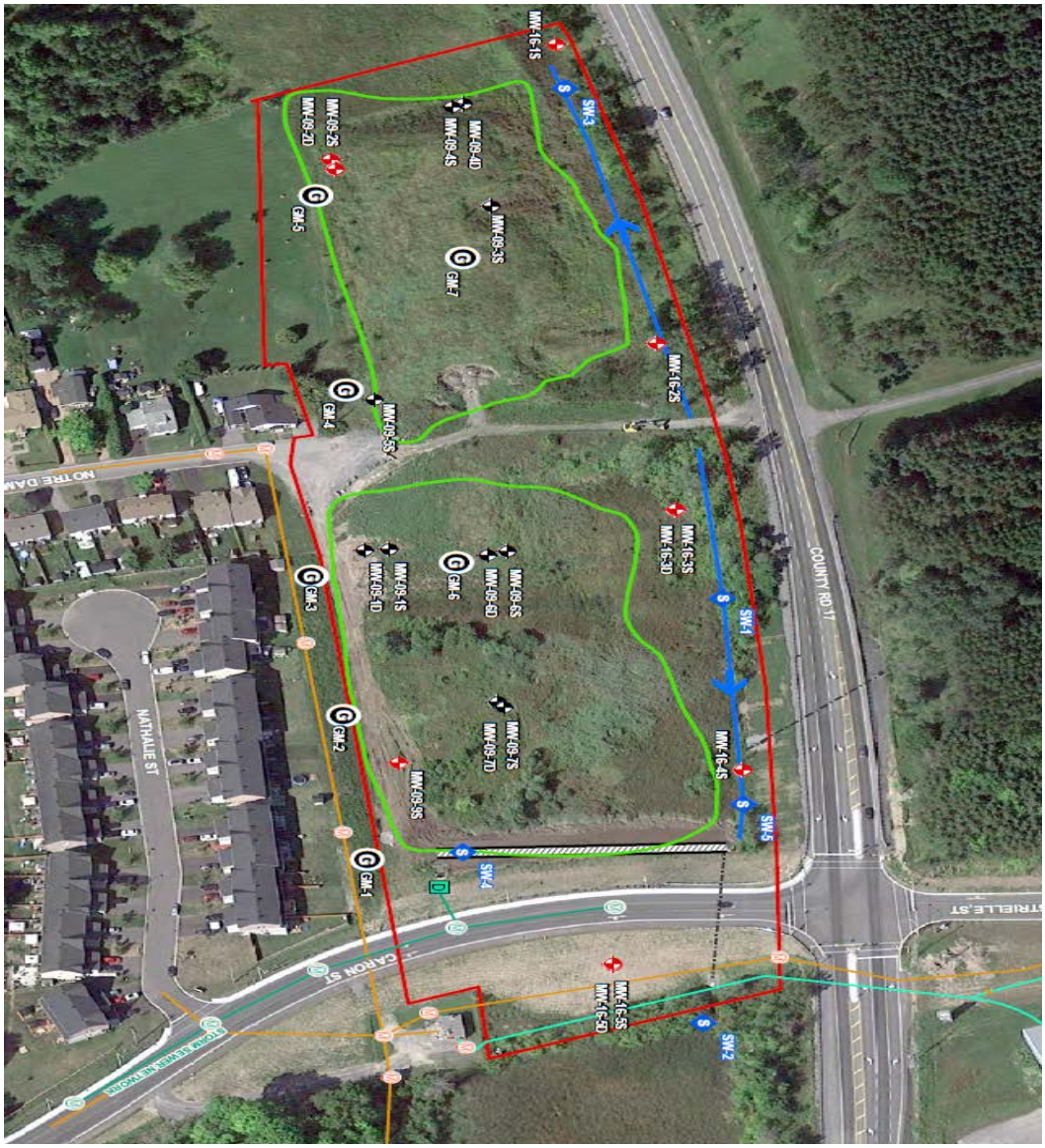

Cité de / City of Clarence-Rockland
2018 Budget 2018
Fiche Détaillée Capital Budget Project Detail Sheet

Department	Waste
Nom du projet	Site d'enfouissement - réparation et remplacement de clôture
Project name	Landfill facility - Fencing repairs and replacement
Ward	All
Début / Start	June
Fin /End	2019

Expenses	Total	2018	2019	2020	2021	2022
Construction	70,000	35,000	35000			
Consultant	-					
Design	-					
Internal	-					
Total Expenditures	$ 70,000	$ 35,000	$ 35,000	$ -	$ -	$ -
Revenues						
	-					
Waste reserve	70,000	35,000	35,000			
	-					
	-					
Total revenues	$ 70,000	$ 35,000	$ 35,000	$ -	$ -	$ -
Net cost or debt	$ -	$ -	$ -	$ -	$ -	$ -

Operating Budget Impact	2018	2019	2020
Costs(Savings)	$ -	$ -	$ -

Objective of Project

La clôture du site d'enfouissement a été identifiée dans le plan de gestion des biens immobiliers à être remplacée et réparée. Nous anticipons avoir compléter le remplacement/réparation majeur par la fin de 2019.

The fencing surrounding the landfill site is identified in our ministry approval and was identified in the asset management plan to be replaced and repaired. We anticipate completing the repair and replacement project by the end of 2019.

Asset Management Program

Ce projet est en lien avec l'objectif du plan de travail pour la mise en œuvre de la phase 1 de la gestion des actifs du plan de 10 ans des projets capitaux.
This project is in line with the objectives of the asset management program and is identified in Phase 1 of the draft 10 Year Capital Works Plan.

Operational Impact

La clôture entourant le site d'enfouissement doit-être réparée et remplacée afin d'être conforme à l'autorisation environnemental du site. De plus, elle offre une protection du site et les bâtiments, équipements et interdire l'accès non autorisé.

The fencing must be maintained and repaired to respect the landfill site Environmental Certificat of Authority. In addition, it provides site security for our buildings and equipment and prevent illegal access after hours.

Cité de / City of Clarence-Rockland
2018 Budget 2018
Fiche Détaillée Capital Budget Project Detail Sheet

Department	Waste		
Nom du projet	Site d'enfouissement - réparation et remplacement de clôture		
Project name	Landfill facility - Fencing repairs and replacement		
Ward	All	Début / Start	June
		Fin /End	2019

Key Map

Cité de / City of Clarence-Rockland
2018 Budget 2018
Fiche Détaillée Capital Budget Project Detail Sheet

Department	Waste		
Nom du projet	1993 Chargeuse frontal		
Project name	1993 Front End Loader		
Ward	All	Début / Start	March
		Fin /End	July

Expenses	Total	2018	2019	2020	2021	2022
Construction	250,000	250,000				
Consultant	-					
Design	-					
Internal	-					
Total Expenditures	$ 250,000	$ 250,000	$ -	$ -	$ -	$ -
Revenues						
	-					
Self- sustaining debt	250,000	250,000				
	-					
	-					
Total revenues	$ 250,000	$ 250,000	$ -	$ -	$ -	$ -
Net cost or debt	$ -	$ -	$ -	$ -	$ -	$ -

Operating Budget Impact	2018	2019	2020
Costs(Savings)	$ 5,000	$ -	$ -

Objective of Project

Ce projet est pour l'achat d'une nouvelle chargeuse frontal pour le site d'enfouissement. Elle date de 1993 et a été identifiée dans le plan de gestion des biens immobiliers à être remplacée. Nous avons noté une progression significative des coûts de réparations au cours des deux dernières années et il y a plus de 48,000 heures à l'odomètre.

This project is for the purchase of a new front end loader for the landfill site. It is a 1993 piece of equipment and was identified in the asset management plan to be replaced. Repairs cost are increasing significantly in the last 2 years and there is more than 48,000 hours on the odometer.

Asset Management Program

Ce programme a été identifié dans le plan de gestion des actifs de 2015 mais en raison de constraintes budgetaires, n'a pas été effectué. Ce projet s'inscrit dans l'objectif du plan de travail pour la mise en oeuvre de la phase I de la gestion d'actifs.
This project was identified in the 2015 Asset Management Plan but due to budgetary constraints, was not completed. This project is in line with the objectives of the asset management program and is identified in Phase 1 of the draft 10 Year Capital Works Plan.

Cité de / City of Clarence-Rockland
2018 Budget 2018
Fiche Détaillée Capital Budget Project Detail Sheet

Department	Waste		
Nom du projet	1993 Chargeuse frontal		
Project name	1993 Front End Loader		
Ward	All	Début / Start	March
		Fin /End	July

Operational Impact

Nous avons noté depuis le début de l'année 2017, que la chargeuse a été indisponible pour plus de 6 semaines jusqu'à présentement. Nous avons eu besoin de louer de l'équipement a un coût additionel de plus de 3 000$. Depuis 2015, une somme dépassant 20 000$ a été déboursé en réparation pour cette chargeuse. Une évaluation a déterminé que nous devons investir plus de 65 000$ pour avoir cette pièce d'équipement conforme et sécuritaire pour les employés. Cet investissement n'est pas recommandé par le fabricant due à l'age de la chargeuse. Le prochain bris nous forcera à placer la chargeuse hors-service en permanence.

Since the beginning of 2017, the loader has been out-of-service for more than 6 weeks to date. This required rental of equipment with additional costs in excess of $3,000. Since 2015, we have spend more than $20,000 in basic repairs. We estimate that there is more than $65,000 in repairs and upgrades required and this was not recommended by the supplier and manufacturer due to age of equipment. The next major mechanical failure on this machine will force us to discontinue it's usage for safety reasons.